

# JOB DEMAND REPORT

## APRIL 2023

### HIGHLIGHTS

#### JOB POSTINGS BY THE NUMBERS

POSTING COUNT	NEW THIS MONTH	COMPANIES	JOB BOARDS
2,236	1,053	788	27

#### # OF DAYS POSTED

AVERAGE	MEDIAN
32.1	20

### REPORT BUILDER

The default filter selection below will show all job demand data for the month. You can use the filters to create a customized report for the purpose of understanding a subset of the data.

#### OCCUPATION FILTERS

SKILL TYPE NAME / 1-DIGIT NOC	▼
MAJOR GROUP / 2-DIGIT NOC	▼
MINOR GROUP / 3-DIGIT NOC	▼
UNIT GROUP / 4-DIGIT NOC	▼
SKILL LEVEL	▼
JOB TYPE	▼
JOB DURATION	▼
ADDITIONAL LANGUAGE	▼
SPECIFIC JOB TAGS	▼

#### INDUSTRY/SECTOR FILTERS

HIRING SECTOR BY 2-DIGIT NAICS CODE	▼
HIRING SECTOR BY 3-DIGIT NAICS CODE	▼
HIRING SECTOR BY 4-DIGIT NAICS CODE	▼
HIRING SECTOR BY 5-DIGIT NAICS CODE	▼
HIRING SECTOR BY 6-DIGIT NAICS CODE	▼

#### OTHER FILTERS

MUNICIPALITY	▼
JOB BOARD	▼

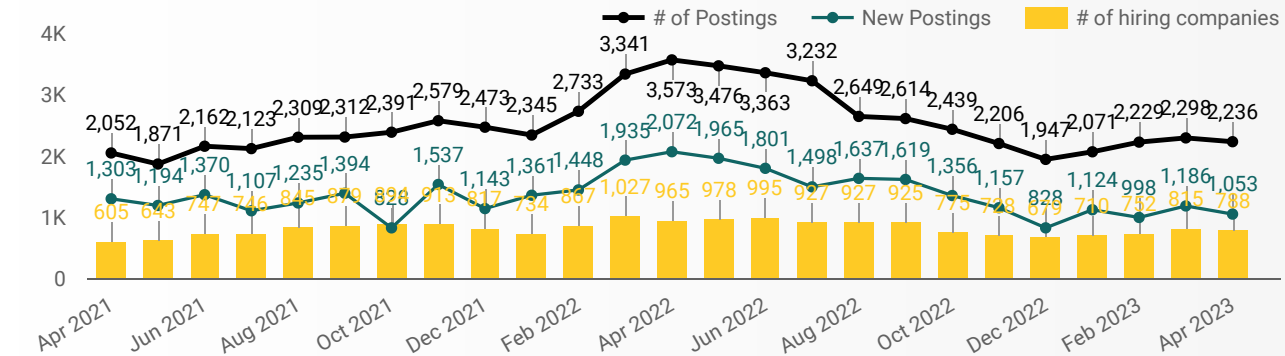
NOC = National Occupation Classification | NAICS = North American Industry Classification System

#### Source:

Job posting data collected by the Algoma Workforce Investment Corporation from job boards and employer websites who recruit candidates in the Algoma District and the Unorganized North Algoma District.

## JOB POSTINGS BY MONTH FOR ALGOMA REGION

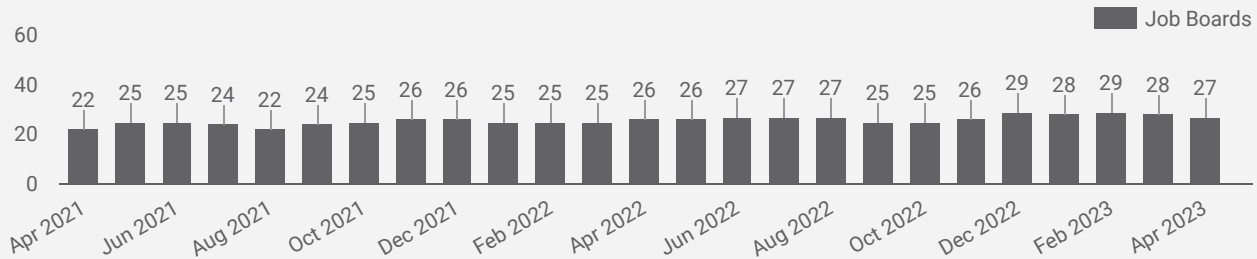
How many job postings were active for at least 1 day this month?



NOTE: This graph cannot be filtered using the controls on the cover page

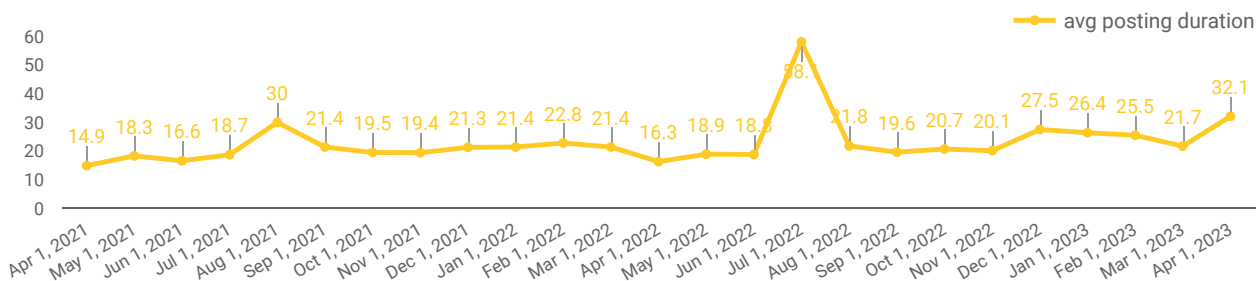
## NUMBER OF ACTIVE JOB BOARDS

How many job postings were active for at least 1 day this month on these job boards?



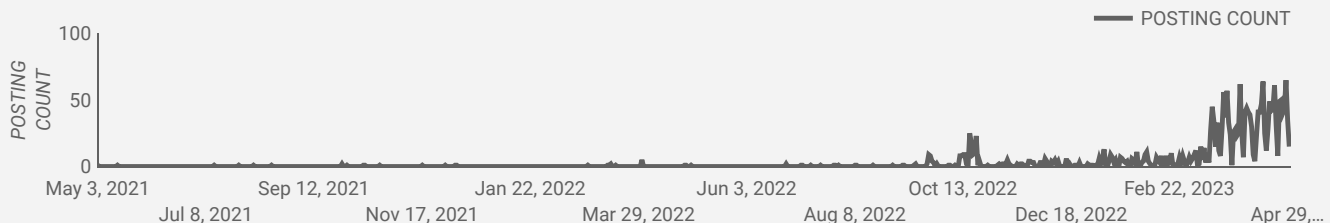
## AVERAGE POSTING LENGTH BY DAYS

How long are employers having to recruit for to find candidates to fill their job vacancies?



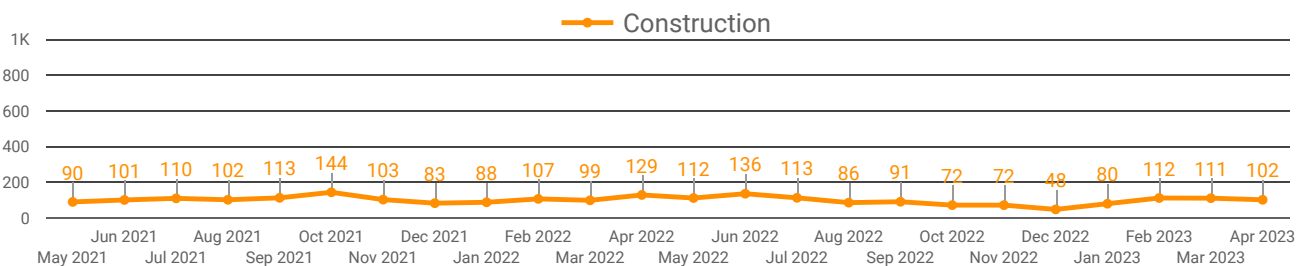
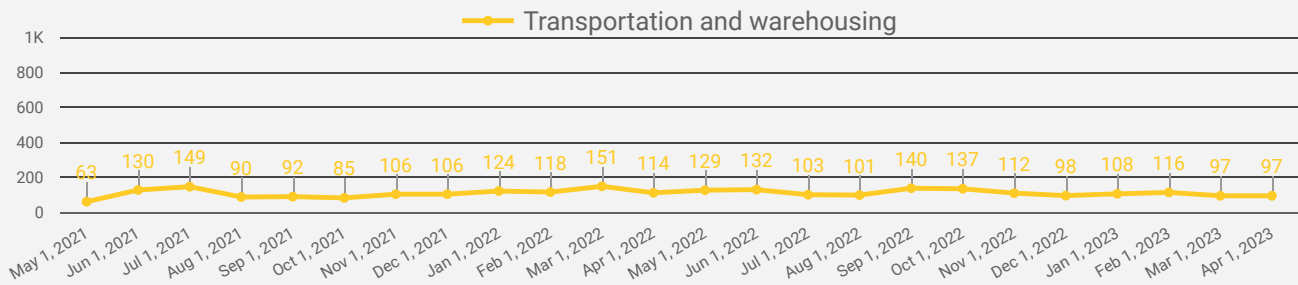
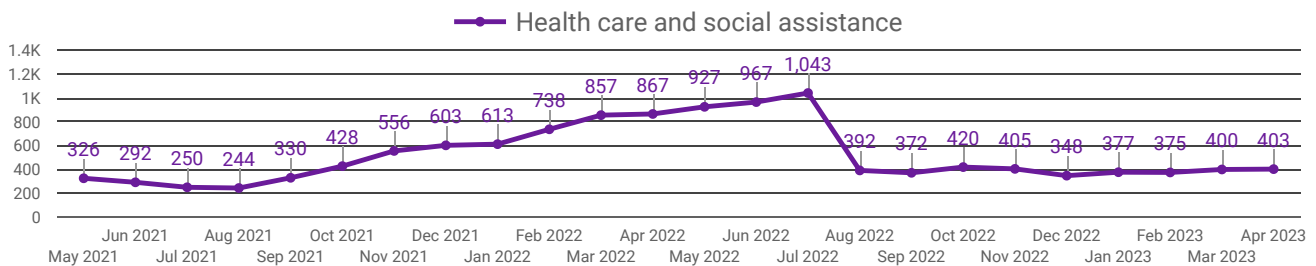
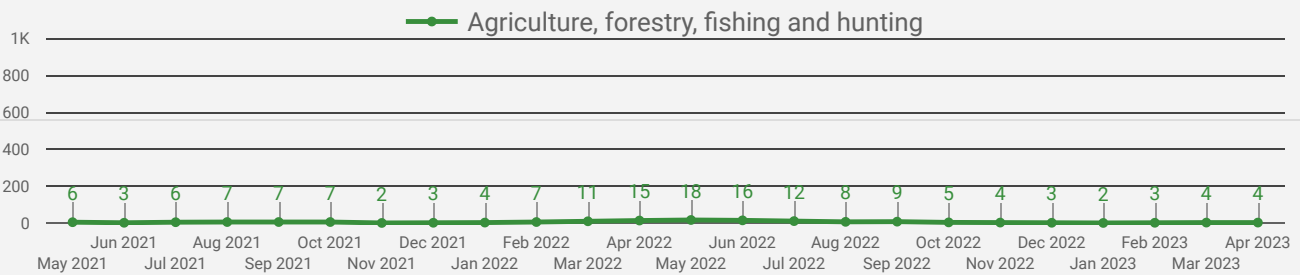
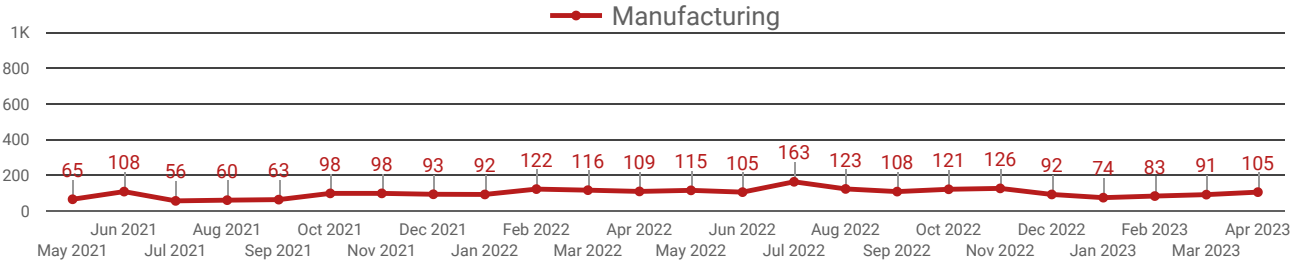
## POST DATE TIMELINE FOR THIS MONTH'S ACTIVE JOB POSTINGS

How many job postings were active for at least 1 day this month?



## DEMAND BY KEY SECTOR (ALGOMA & UNORGANIZED NORTH)

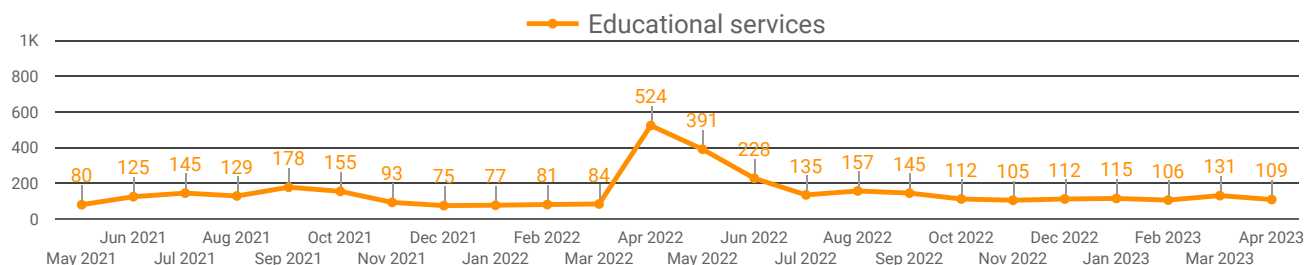
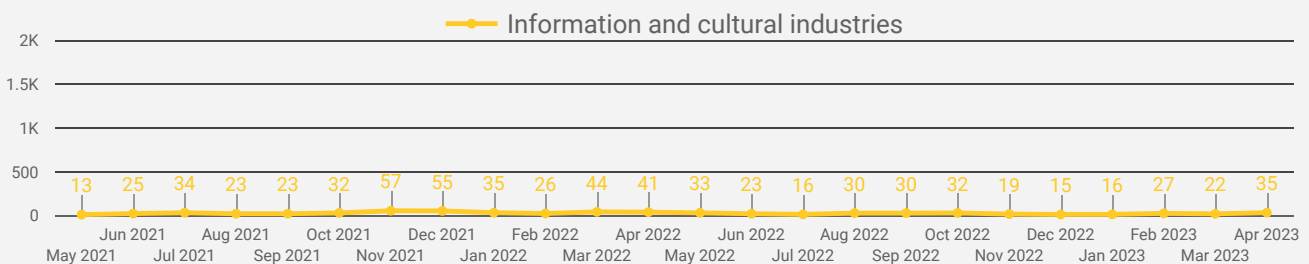
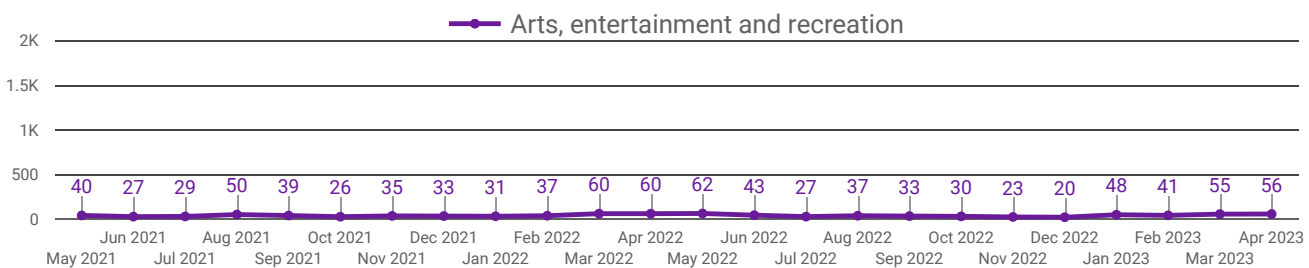
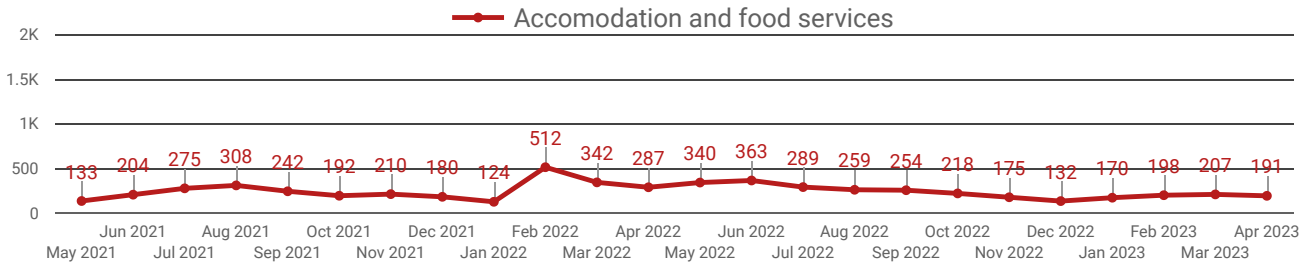
How many job postings were active for at least 1 day this month by sector?



NOTE: This graph cannot be filtered using the controls on the cover page

## DEMAND BY IMPACTED SECTOR (ALGOMA & UNORGANIZED NORTH)

How many job postings were active for at least 1 day this month by sector?



NOTE: This graph cannot be filtered using the controls on the cover page

## JOB POSTINGS BY MUNICIPALITY

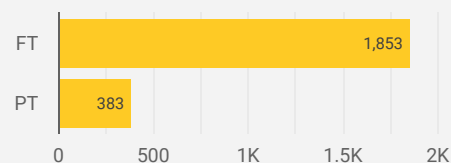
*How many job postings were active for at least 1 day this month?*

	MUNICIPALITY	POSTING COUNT	AVG POSTING LENGTH IN DAYS	MEDIAN POSTING LENGTH IN DAYS
1.	Sault Ste. Marie	1,757	30.2	20
2.	Elliot Lake	111	55.2	41
3.	Wawa	87	37.1	20
4.	Dubreuilville	78	22.3	20
5.	White River	57	41.2	20
6.	Garden River First Nation	47	36.3	20
7.	Hornepayne	18	28.8	14
8.	Blind River	17	28.2	18
9.	Thessalon First Nation	13	29.5	20
10.	Macdonald, Meredith and Aberdeen Additional	8	32.2	20
11.	Bruce Mines	8	47.0	20
12.	Missanabie Local Services Board	6	20.0	20
13.	Michipicoten First Nation	6	55.3	81
14.	Johnson	4	15.0	20
15.	Goulais and District Local Services Board	3	20.0	20
16.	Whitefish Island First Nation	3	141.0	141
17.	North Shore	2	109.0	109
18.	Hilton Beach	2		

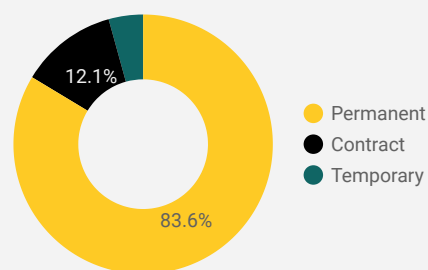
1 - 25 / 25



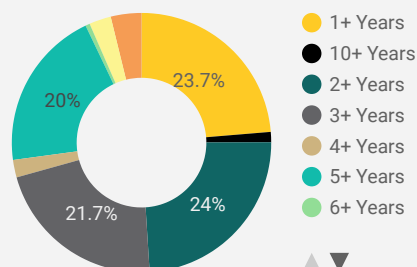
## JOB TYPE

*Full-time vs Part-time*


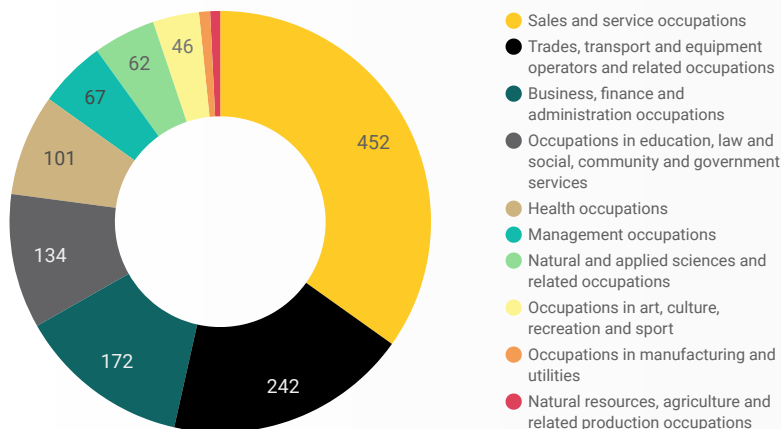
## JOB DURATION

*Permanency of jobs posted*


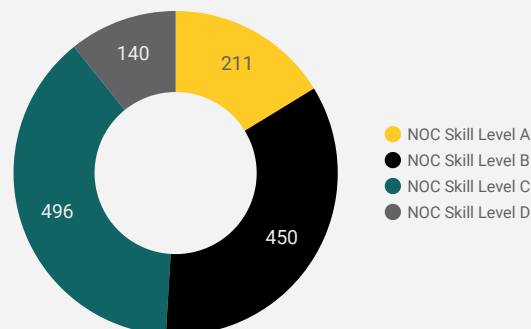
## JOB EXPERIENCE

*Job Postings by Experience Level Required*


## JOB POSTINGS BY JOB CATEGORY

*What broad occupational category is being recruited?*


## JOB POSTINGS BY SKILL LEVEL

*What education do occupations typically require?*


Skill Level A = Usually University education | Skill Level B = Usually College education or Apprenticeship training | Skill Level C = Usually Secondary education or occupation-specific training | Skill Level D = Usually on-the-job training

## TOP HIRING EMPLOYERS & AGENCIES

*Who is hiring?*

	COMPANY	MUNICIPALITY	POSTINGS COUNT	AVG POSTING LENGTH IN DAYS	MEDIAN POSTING LENGTH IN DAYS
1.	Sault Area Hospital Foundation	Sault Ste. Marie	106	11.4	6
2.	Garden River First Nations	Garden River First Nation	34	32.9	18
3.	Argonaut Gold Inc.	Dubreuilville	32	20.0	20
4.	Marriott International	Sault Ste. Marie	29	18.9	20
5.	Ontario Lottery and Gaming (OLG)	Sault Ste. Marie	25	17.7	20
6.	Employment Options	Elliot Lake	25	138.3	133
7.	Government of Ontario - Ministry of Natural Resources and Forestry	Sault Ste. Marie	24	28.8	20
8.	Sault College	Sault Ste. Marie	22	20.0	20
9.	Algoma District School Board	Sault Ste. Marie	21	24.8	11
10.	Ontario Public Service - Various Ministries	Sault Ste. Marie	20	21.3	20
11.	Algoma Steel Inc.	Sault Ste. Marie	20	23.3	20
12.	Adzuna	Sault Ste. Marie	16	null	null
13.	The District of Sault Ste. Marie Social Services Administration Board	Sault Ste. Marie	16	54.2	53
14.	OLG (Sault Ste. Marie)	Sault Ste. Marie	14	23.8	15
15.	Algoma University	Sault Ste. Marie	14	21.3	20
16.	JD Aero Technical - Sault Ste. Marie, ON	Sault Ste. Marie	13	16.7	20
17.	THRIVE Child Development Centre / Centre de d�veloppement de l�enfant	Sault Ste. Marie	13	15.7	20
18.	Nogdawindamin Family and Community Services	Sault Ste. Marie	13	60.2	30
19.	Alamos Gold Inc.	Dubreuilville	13	17.3	20
20.	Gateway Casinos and Entertainment Limited	Sault Ste. Marie	12	15.8	20
21.	Ministry of the Solicitor General	Sault Ste. Marie	11	44.4	20
22.	Pilot Company	Sault Ste. Marie	11	18.7	20
23.	Nog-Da-Win-Da-Min Family and Community Services	Sault Ste. Marie	11	20.0	20
24.	Wesdome Gold Mines, Ltd.	Wawa	11	174.7	132
25.	Interfor Corporation	Sault Ste. Marie	10	31.6	29
26.	Rusty Halo Productions Inc	Sault Ste. Marie	9	21.8	20
27.	Marriott International, Inc	Sault Ste. Marie	9	20.0	20
28.	Sault Ste. Marie, Corporation of the City of	Sault Ste. Marie	9	20.0	20
29.	McDougall Energy Inc	Sault Ste. Marie	9	20.0	20

## TOP HOURLY WAGES IN JOB POSTINGS

*What are employers willing to pay to find the perfect candidate?*

# of Minimum Wage Job Postings

55

	JOB TITLE	COMPANY	LOCATION	HOURLY WAGE ▾
1.	Social Worker	Brenna Lanktree and Associates, Inc.	Sault Ste. Marie	115 
2.	Relief Pharmacist	Rpi Consulting Group	Sault Ste. Marie	100 
3.	Newfoundland & New Brunswick Travel Nursing - Emergency Dept	Canadian Health Labs	Sault Ste. Marie	100 
4.	Newfoundland & New Brunswick Travel Nursing Opportunity	Canadian Health Labs	Sault Ste. Marie	85 
5.	Relief Pharmacist Travel Opportunity	Rpi Consulting Group	Sault Ste. Marie	85 
6.	Registered Physiotherapist	Spark Rehabilitation, Back in Motion clinic	Sault Ste. Marie	82 
7.	Registered Occupational Therapist	Spark Rehabilitation Services	Sault Ste. Marie	82 
8.	Physiotherapist	Novo Peak Health	Sault Ste. Marie	80 
9.	Director Of Information Technology	Sault Area Hospital Foundation	Sault Ste. Marie	75 
10.	Senior Health And Safety Advisor, Mining	Auscan Medical Inc.	Sault Ste. Marie	70 
11.	Communicative Disorders	Speech Associates	Sault Ste. Marie	60 

1 - 100 / 424

&lt; &gt;

## TOP SALARIES IN JOB POSTINGS

*What are employers willing to pay to find the perfect candidate?*

	JOB TITLE	COMPANY	LOCATION	ANNUAL SALARY ▾
1.	Dental Associate	Dental Clinic	Sault Ste. Marie	300,000 
2.	Carpentry And Drywall, Apprentices, Pre-apprentices, Journeyman	Carpenters Union Local 2486	Sault Ste. Marie	200,000 
3.	Real Estate Sales Representative	Royal LePage Real Estate Services	Sault Ste. Marie	150,000 
4.	Controller	Jobot	Sault Ste. Marie	150,000 
5.	Plant Supervisor	The Better Together Group	Sault Ste. Marie	115,000 
6.	Amended - Initiatives Coordinator	Government of Ontario - Ministry of Natural Resources and Forestry	Blind River	112,555 
7.	Initiatives Coordinator	Government of Ontario - Ministry of Natural Resources and Forestry	Sault Ste. Marie	112,555 
8.	Chief Power Engineer	White River Forest Products	White River	110,000 
9.	Psychologist (2)	Ontario Public Service - Various Ministries	Sault Ste. Marie	107,858 

1 - 100 / 245

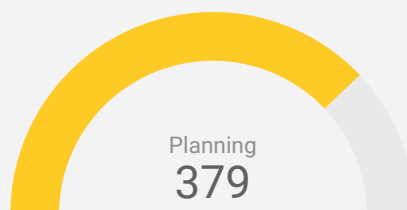
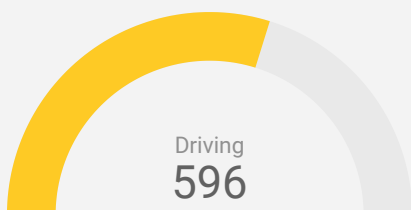
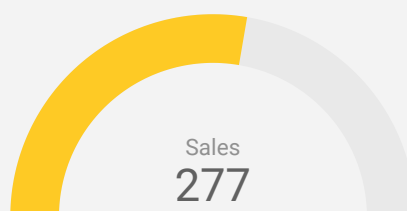
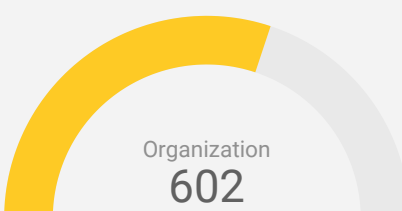
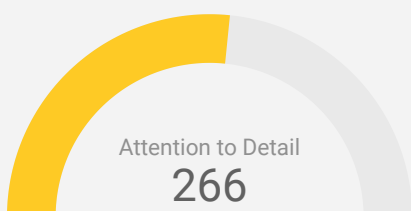
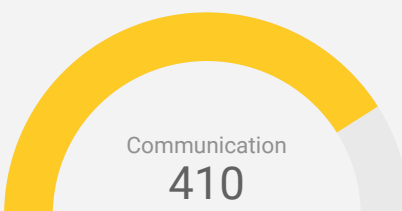
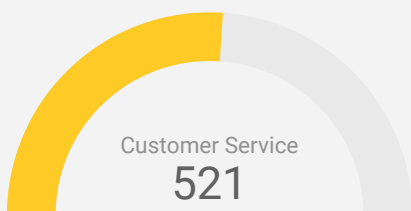
&lt; &gt;

## TOP IN-DEMAND SKILLS

How many times were these skills found in job postings?

ACTIVE JOB POSTINGS THIS MONTH

2,236



## KEY JOB REQUIREMENTS

How often are these requirements desired in job postings?

ACTIVE JOB POSTINGS THIS MONTH

2,236



Driver's License

45



First Aid

167



Regular Access to a Vehicle

171



Criminal Record Check

220



Microsoft Office

208



Food Safety

25

## JOB POSTINGS BY SKILL LEVEL, FREQUENCY, & DURATION

*What jobs are in-demand and/or hard to fill?*

	4 DIGIT NOC	4 DIGIT NOC NAME	SKILL LEVEL	POSTING COUNT ▾	AVG POSTING LENGTH IN DAYS	MEDIAN POSTING LENGTH IN DAYS
1.	6421	Retail salespersons	NOC Skill Level C	89	17.6	20
2.	6322	Cooks	NOC Skill Level B	53	36.3	20
3.	7511	Transport truck drivers	NOC Skill Level C	52	35.3	20
4.	4212	Social and community service workers	NOC Skill Level B	46	40.3	23
5.	4412	Home support workers  housekeepers and related occupations	NOC Skill Level C	38	24.1	20
6.	6552	Other customer and information services representatives	NOC Skill Level C	35	31.8	20
7.	6711	Food counter attendants  kitchen helpers and related support occupations	NOC Skill Level D	30	49.1	20
8.	7514	Delivery and courier service drivers	NOC Skill Level C	30	52.8	37.5
9.	1241	Administrative assistants	NOC Skill Level B	28	31.6	21
10.	6731	Light duty cleaners	NOC Skill Level D	27	22.7	20
11.	6513	Food and beverage servers	NOC Skill Level C	23	31.5	20
12.	6541	Security guards and related security service occupations	NOC Skill Level C	22	16.3	17
13.	6733	Janitors  caretakers and building superintendents	NOC Skill Level D	22	28.0	20
14.	6611	Cashiers	NOC Skill Level D	21	19.8	20
15.	5254	Program leaders and instructors in recreation  sport and fitness	NOC Skill Level B	21	29.8	17.5
16.	621	Retail and wholesale trade managers	NOC Skill Level A	20	15.3	20
17.	6311	Food service supervisors	NOC Skill Level B	20	75.0	104
18.	7521	Heavy equipment operators (except crane)	NOC Skill Level C	18	37.7	20
19.	3233	Licensed practical nurses	NOC Skill Level B	18	30.6	20
20.	7452	Material handlers	NOC Skill Level C	17	37.0	33.5
21.	7321	Automotive service technicians  truck and bus mechanics and mechanical repairers	NOC Skill Level B	14	18.8	20
22.	1431	Accounting and related clerks	NOC Skill Level C	13	31.7	20
23.	714	Facility operation and maintenance managers	NOC Skill Level A	13	35.9	20
24.	1414	Receptionists	NOC Skill Level C	13	30.2	20
25.	6235	Financial sales representatives	NOC Skill Level B	11	35.8	20
26.	1411	General office support workers	NOC Skill Level C	10	35.3	31
27.	7535	Other automotive mechanical installers and servicers	NOC Skill Level C	10	31.4	20
28.	6222	Retail and wholesale buyers	NOC Skill Level B	10	27.4	20
29.	7512	Bus drivers  subway operators and other transit operators	NOC Skill Level C	10	38.9	20

## JOB POSTINGS BY 3-DIGIT NATIONAL OCCUPATION CLASSIFICATION

*What jobs are hard to fill and/or in-demand?*

	3 DIGIT NOC	3 DIGIT NOC NAME	SKILL LEVEL	POSTING COUNT ▾	AVG POSTING LENGTH IN DAYS	MEDIAN POSTING LENGTH IN DAYS
1.	751	Motor vehicle and transit drivers	NOC Skill Level C	95	41.8	20
2.	642	Retail salespersons	NOC Skill Level C	89	17.6	20
3.	632	Chefs and cooks	NOC Skill Level B	60	36.1	20
4.	421	Paraprofessional occupations in legal, social, community and education services	NOC Skill Level B	56	44.5	23
5.	673	Cleaners	NOC Skill Level D	54	34.2	20
6.	655	Customer and information services representatives	NOC Skill Level C	40	30.3	20
7.	441	Home care providers and educational support occupations	NOC Skill Level C	40	24.1	20
8.	651	Occupations in food and beverage service	NOC Skill Level C	35	30.0	20
9.	124	Office administrative assistants - general, legal and medical	NOC Skill Level B	32	35.3	21
10.	323	Other technical occupations in health care	NOC Skill Level B	30	40.3	20
11.	671	Food counter attendants, kitchen helpers and related support occupations	NOC Skill Level D	30	49.1	20
12.	141	General office workers	NOC Skill Level C	26	30.2	20
13.	631	Service supervisors	NOC Skill Level B	24	48.3	23.5
14.	143	Financial, insurance and related administrative support workers	NOC Skill Level C	23	27.4	20
15.	654	Security guards and related security service occupations	NOC Skill Level C	22	16.3	17
16.	525	Athletes, coaches, referees and related occupations	NOC Skill Level B	22	37.6	20
17.	122	Administrative and regulatory occupations	NOC Skill Level B	21	49.0	20
18.	661	Cashiers	NOC Skill Level D	21	19.8	20
19.	341	Assisting occupations in support of health services	NOC Skill Level C	21	21.8	20
20.	062	Retail and wholesale trade managers	NOC Skill Level A	20	15.3	20
21.	752	Heavy equipment operators	NOC Skill Level C	19	36.5	20
22.	745	Longshore workers and material handlers	NOC Skill Level C	19	33.6	20
23.	415	Social and community service professionals	NOC Skill Level A	19	20.9	20
24.	731	Machinery and transportation equipment mechanics (except motor vehicles)	NOC Skill Level B	18	18.7	20
25.	112	Human resources and business service professionals	NOC Skill Level A	18	28.8	18.5
26.	152	Supply chain logistics, tracking and scheduling co-ordination occupations	NOC Skill Level C	18	19.7	20
27.	111	Auditors, accountants and investment professionals	NOC Skill Level A	17	22.4	20
28.	623	Insurance, real estate and financial sales occupations	NOC Skill Level B	16	34.6	20
29.	314	Therapy and assessment professionals	NOC Skill Level A	15	38.0	20

## JOB POSTINGS BY 2-DIGIT NATIONAL OCCUPATION CLASSIFICATION

*What jobs are hard to fill and/or in-demand?*

	2 DIGIT NOC	2 DIGIT NOC NAME	SKILL LEVEL	POSTING COUNT	AVG POSTING LENGTH IN DAYS	MEDIAN POSTING LENGTH IN DAYS
1.	75	Transport and heavy equipment operation and related maintenance occupations	NOC Skill Level C	124	39.8	20
2.	65	Service representatives and other customer and personal services occupations	NOC Skill Level C	110	28.3	20
3.	63	Service supervisors and specialized service occupations	NOC Skill Level B	96	34.9	20
4.	67	Service support and other service occupations, n.e.c.	NOC Skill Level D	92	39.0	20
5.	64	Sales representatives and salespersons - wholesale and retail trade	NOC Skill Level C	90	17.6	20
6.	42	Paraprofessional occupations in legal, social, community and education services	NOC Skill Level B	56	44.5	23
7.	14	Office support occupations	NOC Skill Level C	56	27.7	20
8.	12	Administrative and financial supervisors and administrative occupations	NOC Skill Level B	54	39.9	21
9.	32	Technical occupations in health	NOC Skill Level B	48	33.5	20
10.	72	Industrial, electrical and construction trades	NOC Skill Level B	47	41.6	21
11.	44	Care providers and educational, legal and public protection support occupations	NOC Skill Level C	43	24.4	20
12.	73	Maintenance and equipment operation trades	NOC Skill Level B	40	30.8	20
13.	62	Retail sales supervisors and specialized sales occupations	NOC Skill Level B	36	38.7	20
14.	11	Professional occupations in business and finance	NOC Skill Level A	35	25.4	20
15.	22	Technical occupations related to natural and applied sciences	NOC Skill Level B	33	42.0	20
16.	52	Technical occupations in art, culture, recreation and sport	NOC Skill Level B	31	33.0	20
17.	41	Professional occupations in law and social, community and government services	NOC Skill Level A	30	19.8	20
18.	21	Professional occupations in natural and applied sciences	NOC Skill Level A	29	26.2	20
19.	66	Sales support occupations	NOC Skill Level D	28	19.8	20
20.	31	Professional occupations in health (except nursing)	NOC Skill Level A	27	29.7	20
21.	06	Middle management occupations in retail and wholesale trade and customer services	NOC Skill Level A	27	16.8	20
22.	15	Distribution, tracking and scheduling co-ordination occupations	NOC Skill Level C	24	36.3	20
23.	74	Other installers, repairers and servicers and material handlers	NOC Skill Level C	22	32.3	20
24.	34	Assisting occupations in support of health services	NOC Skill Level C	21	21.8	20
25.	01	Senior managers - construction, transportation, production and utilities	NOC Skill Level A	17	25.9	20
26.	51	Professional occupations in art and culture	NOC Skill Level A	15	32.1	20
27.	07	Managers in customer and personal services, n.e.c.	NOC Skill Level A	13	35.9	20

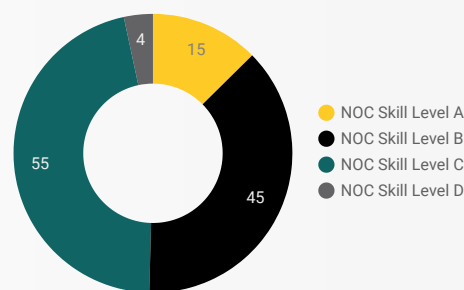
## MULTILINGUAL JOB POSTINGS BY THE NUMBERS

ACTIVE POSTINGS	NEW POSTINGS	COMPANIES	LANGUAGES	# OF DAYS POSTED
223	0	133	5	AVERAGE 31.8 MEDIAN 20

## MULTILINGUAL JOB POSTINGS BY SKILL LEVEL

What language skills are employers looking for by occupational skill level?

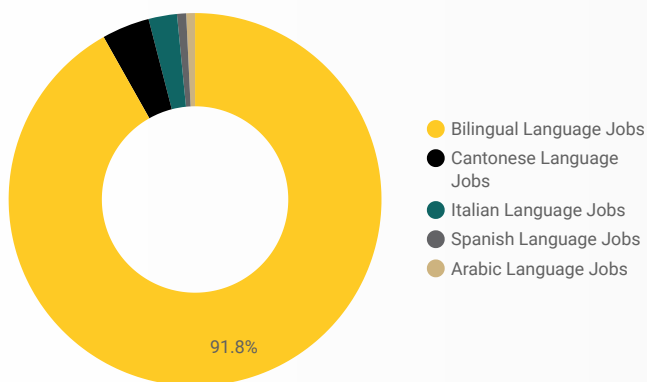
- 15 Skill Level A - Management/ Professional Occupations usually requiring University
- 45 Skill Level B - Usually college education or apprenticeship training
- 55 Skill Level C - Usually secondary education or occupation-specific training
- 4 Skill Level D - Usually on-the-job training



LANGUAGES	NOC Skill Level A	NOC Skill Level B	NOC Skill Level C	NOC Skill Level D
Bilingual Lang...	14	42	47	4
Cantonese La...			6	
Italian Langu...		3	1	
Arabic Langu...	1			
Spanish Lang...			1	

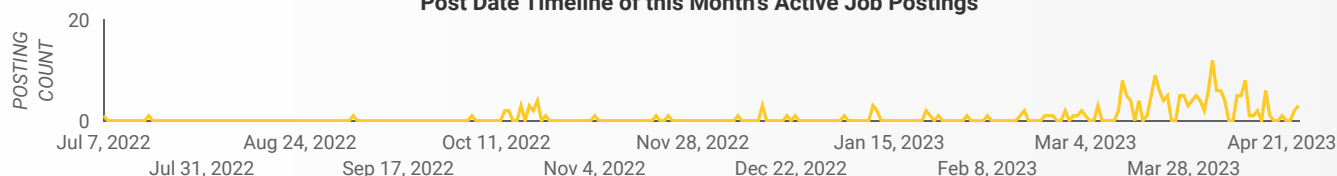
## LANGUAGE SKILLS BREAKDOWN

Which kinds of language skills do employers seek?



LANGUAGES	POSTING COUNT
1. Bilingual Language Jobs	208
2. Cantonese Language Jobs	6
3. Italian Language Jobs	5
4. Arabic Language Jobs	2
5. Spanish Language Jobs	2

## Post Date Timeline of this Month's Active Job Postings



## LANGUAGE SKILLS BEING RECRUITED BY JOB CATEGORY

*What language skills are sought by 1-Digit NOC?*

Table 1.1: Broad Occupational Categories by Language Proficiency						
BROAD OCCUPATIONAL CATEGORY	Bilingual Lan...	Cantonese L...	Italian Lang...	Arabic Lang...	Spanish Lan...	Grand total
Business, finance and administration occup...	18					18
Health occupations	6					6
Management occupations	6					6
Natural and applied sciences and related o...	7					7
Occupations in art, culture, recreation and s...	7					7
Occupations in education, law and social, c...	21			1		22
Occupations in manufacturing and utilities	2					2
Sales and service occupations	20	6	4		1	31
Trades, transport and equipment operators ...	20					20
Grand total	107	6	4	1	1	119

## MULTILINGUAL JOB POSTINGS BY MUNICIPALITY

*What language skills are sought by 4-Digit NOC?*

	Municipality	Job Languages ▾	Avg Posting Length in Days	Median Posting Length in Days
1.	Sault Ste. Marie	175	28.9	20
2.	Elliot Lake	15	60.5	48
3.	Dubreuilville	11	18.1	20
4.	Wawa	8	30.4	20
5.	Thessalon First Nation	3	31.0	31
6.	Hornepayne	3	119.0	119
7.	Missanabie Local Services Board	2	20.0	20
8.	Johnson	2	20.0	20
9.	St. Joseph	2	33.5	33.5
10.	Spanish	1	68.0	68
11.	White River	1	134.0	134
1 - 11 / 11 < >				

## LANGUAGE DEMAND BY JOB

*What language skills are sought by 4-Digit NOC?*

4 DIGIT NOC NAME	POSTINGS
1. Social and community service workers	14
2. Retail salespersons	10
3. Transport truck drivers	6
4. Other customer and information services rep...	6
5. Heavy equipment operators (except crane)	5
6. School principals and administrators of elem...	3
7. Accounting and related clerks	3
8. Letter carriers	3
9. Graphic designers and illustrators	3
10. Cooks	3
11. Program leaders and instructors in recreatio...	3
12. Family  marriage and other related counsellors	2
13. Dental assistants	2
14. Social workers	2
15. Civil engineering technologists and technicia...	2
16. Dispatchers	2
17. Home support workers  housekeepers and re...	2
18. Computer network technicians	2
19. Construction millwrights and industrial mech...	2
20. Security guards and related security service ...	2
21. Estheticians  electrologists and related occu...	2
22. General office support workers	2
23. Food and beverage servers	2
24. Correspondence  publication and regulatory ...	2
25. Heavy-duty equipment mechanics	2
26. Social policy researchers  consultants and pr...	1
27. Database analysts and data administrators	1
28. Light duty cleaners	1
29. Retail and wholesale buyers	1
30. Receptionists	1
31. Facility operation and maintenance managers	1

1 - 57 / 57 &lt; &gt;

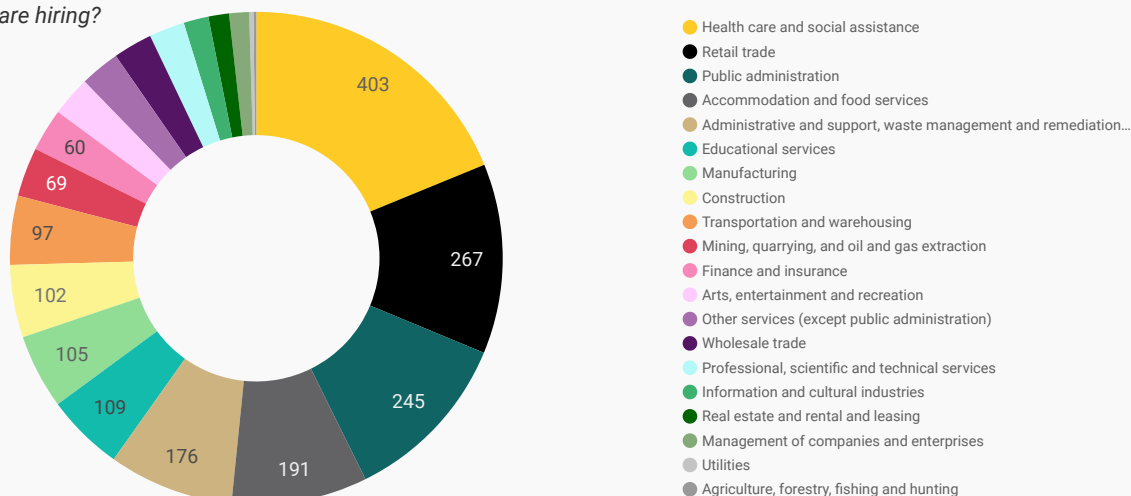
## MULTILINGUAL HIRING EMPLOYERS

*Which employers are seeking multilingual candidates?*

COMPANY	POSTINGS
1. Pioneer Construction	13
2. Canadian Mental Health Association Algoma	8
3. Rusty Halo Productions Inc	7
4. Brandes Aggregates	6
5. Employment Options	5
6. Algoma Public Health	4
7. Le Centre Francophone de Sault Ste Marie	4
8. Alamos Gold Inc.	4
9. Gino's Fired Up Kitchen	4
10. Home and Community Care Support Services North East/West	3
11. Centre francophone de Sault-Sainte-Marie	3
12. Algoma Family Services	3
13. Various Ministries	3
14. Community Living Algoma	3
15. Canadian Mental Health Association-Sault Ste. Marie Branch	3
16. Brenna Lanktree and Associates, Inc.	3
17. Canadian Health Labs	3
18. The Greenhouse Spa	2
19. BELL MOBILITY/BELL MOBILITÄ%	2
20. OK Tire & Auto Service	2
21. Women In Crisis (Algoma) Inc.	2
22. Contact North   Contact Nord	2
23. Wendell Farquhar Trucking	2
24. Le Centre Francophone du Sault Ste Marie	2
25. Commissionaires Ottawa	2
26. Ministry of the Solicitor General	2
27. Bell	2
28. CBI Health	2
29. Childrens Aid Society of Algoma	2
30. OC Beauty	2

1 - 50 / 133 &lt; &gt;

## TOP HIRING SECTORS BY 2-DIGIT NAICS CODE

*What sectors are hiring?*


	2-DIGIT NAICS LABEL	NAICS CODE	POSTING COUNT	AVG POSTING LENGTH IN DAYS	MEDIAN POSTING LENGTH IN DAYS
1.	Health care and social assistance	62	403	33.0	20
2.	Retail trade	44-45	267	27.9	20
3.	Public administration	91	245	34.3	20
4.	Accommodation and food services	72	191	29.6	20
5.	Administrative and support, waste management and remediation services	56	176	39.3	20
6.	Educational services	61	109	30.7	20
7.	Manufacturing	31-33	105	28.8	20
8.	Construction	23	102	34.7	20
9.	Transportation and warehousing	48-49	97	35.3	20
10.	Mining, quarrying, and oil and gas extraction	21	69	45.4	20
11.	Finance and insurance	52	60	24.7	20
12.	Arts, entertainment and recreation	71	56	40.3	20
13.	Other services (except public administration)	81	56	30.5	20
14.	Wholesale trade	41	55	26.2	20
15.	Professional, scientific and technical services	54	50	30.5	20
16.	Information and cultural industries	51	35	23.2	20
17.	Real estate and rental and leasing	53	29	47.4	33
18.	Management of companies and enterprises	55	28	25.4	20
19.	Utilities	22	6	17.3	20
20.	Agriculture, forestry, fishing and hunting	11	4	38.0	20

NOTE: NAICS code 56 includes Employment Agencies. Manufacturing includes codes 31-33, Retail Trade includes codes 44-45 and Transportation and Warehousing includes codes 48-49.

## TOP HIRING SECTORS BY 3-DIGIT NAICS CODE

*What sectors are hiring?*

	3-DIGIT NAICS LABEL	NAICS CODE	POSTING COUNT ▾	AVG POSTING LENGTH IN DAYS	MEDIAN POSTING LENGTH IN DAYS
1.	Administrative and support services	561	161	35.0	20
2.	Social assistance	624	153	39.3	20
3.	Provincial and territorial public administration	912	127	28.9	20
4.	Hospitals	622	112	12.0	6
5.	Educational services	611	109	30.7	20
6.	Ambulatory health care services	621	107	41.7	20
7.	Accommodation services	721	97	23.1	20
8.	Food services and drinking places	722	94	40.9	20
9.	Mining and quarrying (except oil and gas)	212	67	44.2	20
10.	Aboriginal public administration	914	61	43.9	31.5
11.	Food and beverage stores	445	60	23.1	20
12.	Local, municipal and regional public administration	913	50	37.4	25
13.	Professional, scientific and technical services	541	50	30.5	20
14.	Credit intermediation and related activities	522	45	23.9	20
15.	Specialty trade contractors	238	45	33.3	22
16.	Motor vehicle and parts dealers	441	45	48.1	20
17.	Construction of buildings	236	41	36.4	20
18.	Nursing and residential care facilities	623	31	59.3	74
19.	Couriers and messengers	492	31	49.8	20
20.	Religious, grant-making, civic, and professional and similar organizations	813	30	35.3	20
21.	Primary metal manufacturing	331	30	24.1	20
22.	Amusement, gambling and recreation industries	713	28	38.9	20
23.	Management of companies and enterprises	551	28	25.4	20
24.	General merchandise stores	452	28	12.9	10
25.	Heritage institutions	712	27	43.4	24.5
26.	Miscellaneous store retailers	453	27	16.0	20
27.	Building material and garden equipment and supplies dealers	444	26	17.2	14
28.	Truck transportation	484	25	35.4	20
29.	Real estate	531	22	49.7	37.5
30.	Building material and supplies merchant wholesalers	416	22	28.4	20
31.	Clothing and clothing accessories stores	448	20	20.0	20

## TOP HIRING SECTORS BY 4-DIGIT NAICS CODE

*What sectors are hiring?*

	4-DIGIT NAICS LABEL	NAICS CODE	POSTING COUNT ▾	AVG POSTING LENGTH IN DAYS	MEDIAN POSTING LENGTH IN DAYS
1.	Other provincial and territorial public administration	9129	120	28.2	20
2.	General medical and surgical hospitals	6221	110	11.8	6
3.	Employment services	5613	109	33.9	20
4.	Individual and family services	6241	104	34.8	20
5.	Traveller accommodation	7211	81	18.9	20
6.	Full-service restaurants and limited-service eating places	7225	78	45.7	20
7.	Metal ore mining	2122	67	44.2	20
8.	Aboriginal public administration	9141	61	43.9	31.5
9.	Elementary and secondary schools	6111	47	46.5	22.5
10.	Other local, municipal and regional public administration	9139	47	38.1	26.5
11.	Grocery stores	4451	42	17.8	20
12.	Depository credit intermediation	5221	39	21.6	20
13.	Home health care services	6216	39	21.2	20
14.	Community colleges and C.E.G.E.P.s	6112	30	19.4	20
15.	Steel product manufacturing from purchased steel	3312	29	22.4	20
16.	Management of companies and enterprises	5511	28	25.4	20
17.	Department stores	4521	28	12.9	10
18.	Building equipment contractors	2382	28	39.3	32
19.	Heritage institutions	7121	27	43.4	24.5
20.	Child day-care services	6244	27	61.5	48.5
21.	Automobile dealers	4411	26	55.2	20
22.	Community care facilities for the elderly	6233	26	61.2	88
23.	Offices of other health practitioners	6213	25	63.4	60
24.	Non-residential building construction	2362	24	24.9	20
25.	General freight trucking	4841	24	36.6	20
26.	Building material and supplies dealers	4441	24	17.2	14
27.	Investigation and security services	5616	23	39.3	20
28.	Community food and housing, and emergency and other relief services	6242	22	40.2	33
29.	Other amusement and recreation industries	7139	20	38.8	20
30.	Lumber, millwork, hardware and other building supplies merchant wholesalers	4163	19	27.6	20
31.	Automotive parts, accessories and tire stores	4413	18	23.8	20

## TOP HIRING SECTORS BY 5-DIGIT NAICS CODE

*What sectors are hiring?*

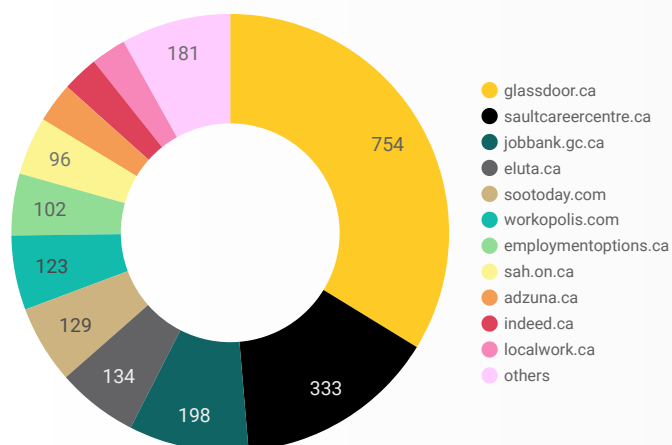
	5-DIGIT NAICS LABEL	NAICS CODE	POSTING COUNT ▾	AVG POSTING LENGTH IN DAYS	MEDIAN POSTING LENGTH IN DAYS
1.	Other provincial and territorial public administration	91291	120	28.2	20
2.	General medical and surgical hospitals	62211	110	11.8	6
3.	Employment placement agencies and executive search services	56131	106	34.6	20
4.	Full-service restaurants and limited-service eating places	72251	78	45.7	20
5.	Hotels (except casino hotels) and motels	72111	69	19.2	20
6.	Aboriginal public administration	91411	61	43.9	31.5
7.	Other individual and family services	62419	60	42.3	20.5
8.	Gold and silver ore mining	21222	58	47.6	20
9.	Elementary and secondary schools	61111	47	46.5	22.5
10.	Other local, municipal and regional public administration	91391	47	38.1	26.5
11.	Home health care services	62161	39	21.2	20
12.	Banking	52211	37	18.9	20
13.	Community colleges and C.E.G.E.P.s	61121	30	19.4	20
14.	Supermarkets and other grocery (except convenience) stores	44511	30	17.2	20
15.	Management of companies and enterprises	55111	28	25.4	20
16.	Department stores	45211	28	12.9	10
17.	Child day-care services	62441	27	61.5	48.5
18.	New car dealers	44111	26	55.2	20
19.	Community care facilities for the elderly	62331	26	61.2	88
20.	Child and youth services	62411	23	24.1	20
21.	General freight trucking, long distance	48412	22	28.4	20
22.	Commercial and institutional building construction	23622	21	25.6	20
23.	Services for the elderly and persons with disabilities	62412	21	17.8	20
24.	Rolling and drawing of purchased steel	33122	20	23.3	20
25.	Investigation, guard and armoured car services	56161	19	31.2	20
26.	Plumbing, heating and air-conditioning contractors	23822	19	38.9	32
27.	Hardware stores	44413	19	15.0	14
28.	Beer, wine and liquor stores	44531	18	30.4	20
29.	Museums	71211	18	40.4	17.5
30.	Sawmills and wood preservation	32111	17	32.9	29
31.	Aerospace product and parts manufacturing	33641	17	22.0	20

## TOP HIRING SECTORS BY 6-DIGIT NAICS CODE

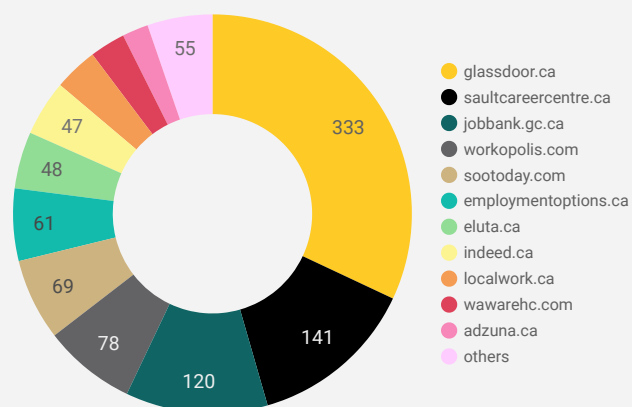
*What sectors are hiring?*

	NAICS_LABEL	NAICS CODE	POSTING COUNT ▾	AVG POSTING LENGTH IN DAYS	MEDIAN POSTING LENGTH IN DAYS
1.	Other provincial and territorial public administration	912910	120	28.2	20
2.	General (except paediatric) hospitals	622111	110	11.8	6
3.	Employment placement agencies and executive search services	561310	106	34.6	20
4.	Hotels	721111	65	19.2	20
5.	Wholesale trade	914110	61	43.9	31.5
6.	Other individual and family services	624190	60	42.3	20.5
7.	Gold and silver ore mining	212220	58	47.6	20
8.	Elementary and secondary schools	611110	47	46.5	22.5
9.	Other local, municipal and regional public administration	913910	47	38.1	26.5
10.	Limited-service eating places	722512	42	41.8	20
11.	Home health care services	621610	39	21.2	20
12.	Full-service restaurants	722511	36	49.1	20
13.	Supermarkets and other grocery (except convenience) stores	445110	30	17.2	20
14.	Community colleges and C.E.G.E.P.s	611210	30	19.4	20
15.	Holding companies	551113	28	25.4	20
16.	Department stores	452110	28	12.9	10
17.	Child day-care services	624410	27	61.5	48.5
18.	Community care facilities for the elderly	623310	26	61.2	88
19.	New car dealers	441110	26	55.2	20
20.	Personal and commercial banking industry	522111	23	18.5	17
21.	Child and youth services	624110	23	24.1	20
22.	Commercial and institutional building construction	236220	21	25.6	20
23.	Services for the elderly and persons with disabilities	624120	21	17.8	20
24.	General freight trucking, long distance, truck-load	484121	20	29.0	20
25.	Cold-rolled steel shape manufacturing	331221	20	23.3	20
26.	Plumbing, heating and air-conditioning contractors	238220	19	38.9	32
27.	Hardware stores	444130	19	15.0	14
28.	Beer, wine and liquor stores	445310	18	30.4	20
29.	Sawmills (except shingle and shake mills)	321111	17	32.9	29
30.	Aerospace product and parts manufacturing	336410	17	22.0	20
31.	Residential building construction	236110	17	70.7	56

## JOB POSTINGS BY JOB BOARD

*What share of unique job postings appear on each job board?*


## COMPANIES BY JOB BOARD

*What share of unique job postings appear on each job board?*


## JOB POSTING DETAILS BY JOB BOARD

*How does job posting activity differ by job board?*

	JOB BOARD	POSTING COUNT ▾	AVG POSTING LENGTH IN DAYS	MEDIAN POSTING LENGTH IN DAYS	# OF COMPANIES
1.	glassdoor.ca	754	20.0	20	333
2.	saultcareercentre.ca	333	62.9	62	141
3.	jobbank.gc.ca	198	30.8	25	120
4.	eluta.ca	134	20.0	20	48
5.	sootoday.com	129	24.6	12	69
6.	workopolis.com	123			78
7.	employmentoptions.ca	102	60.1	50	61
8.	sah.on.ca	96	6.5	6	1
9.	adzuna.ca	66	14.0	14	22
10.	indeed.ca	60	19.0	20	47
11.	localwork.ca	58	6.4	2	37
12.	wawarehc.com	43	53.3	28	30
13.	jobillico.com	32	26.7	23	10
14.	simplyhired.ca	23	20.0	20	16
15.	network.applytoeducation.com	21	7.8	7	2
16.	gojobs.gov.on.ca	15	66.7	42	4
17.	careerarc.com	12	7.5	8	4
18.	metisnation.org	11			1