

JOB DEMAND REPORT

FEBRUARY 2023

HIGHLIGHTS

JOB POSTINGS BY THE NUMBERS

POSTING COUNT	NEW THIS MONTH	COMPANIES	JOB BOARDS
2,229	998	752	29

OF DAYS POSTED

AVERAGE	MEDIAN
25.5	20

REPORT BUILDER

The default filter selection below will show all job demand data for the month. You can use the filters to create a customized report for the purpose of understanding a subset of the data.

OCCUPATION FILTERS

SKILL TYPE NAME / 1-DIGIT NOC	▼
MAJOR GROUP / 2-DIGIT NOC	▼
MINOR GROUP / 3-DIGIT NOC	▼
UNIT GROUP / 4-DIGIT NOC	▼
SKILL LEVEL	▼
JOB TYPE	▼
JOB DURATION	▼
ADDITIONAL LANGUAGE	▼
SPECIFIC JOB TAGS	▼

INDUSTRY/SECTOR FILTERS

HIRING SECTOR BY 2-DIGIT NAICS CODE	▼
HIRING SECTOR BY 3-DIGIT NAICS CODE	▼
HIRING SECTOR BY 4-DIGIT NAICS CODE	▼
HIRING SECTOR BY 5-DIGIT NAICS CODE	▼
HIRING SECTOR BY 6-DIGIT NAICS CODE	▼

OTHER FILTERS

MUNICIPALITY	▼
JOB BOARD	▼

NOC = National Occupation Classification | NAICS = North American Industry Classification System

Page 1 of 13

Source:

Job posting data collected by the Algoma Workforce Investment Corporation from job boards and employer websites who recruit candidates in the Algoma District and the Unorganized North Algoma District.

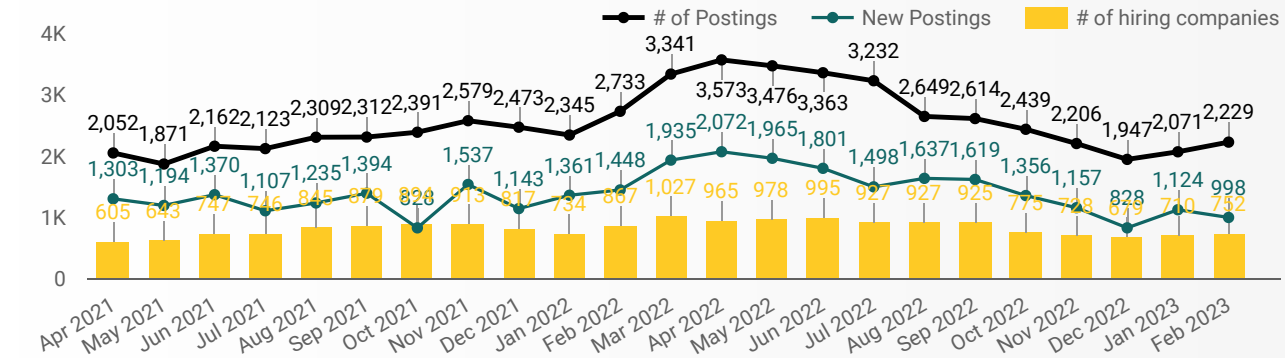


This Employment Ontario service is funded in part by the Government of Canada and the Government of Ontario.

Ce service Emploi Ontario est financé en partie par le gouvernement du Canada et le gouvernement de l'Ontario.

JOB POSTINGS BY MONTH FOR ALGOMA REGION

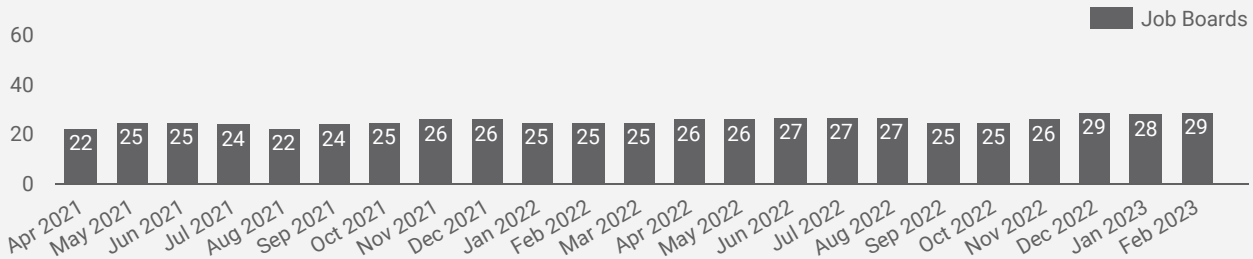
How many job postings were active for at least 1 day this month?



NOTE: This graph cannot be filtered using the controls on the cover page

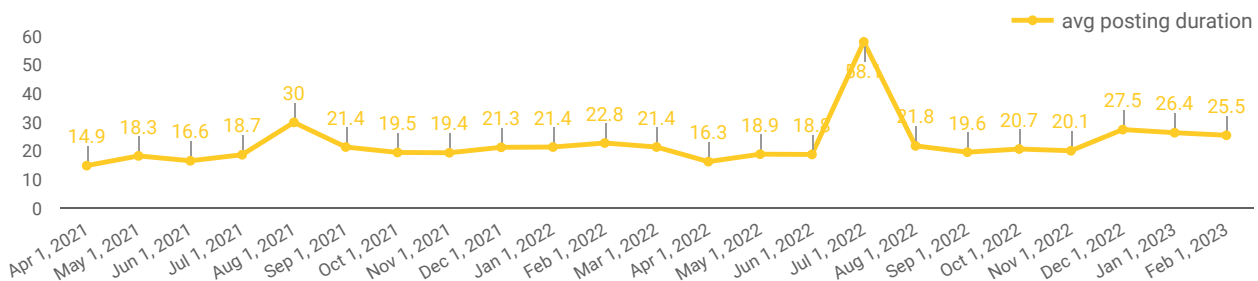
NUMBER OF ACTIVE JOB BOARDS

How many job postings were active for at least 1 day this month on these job boards?



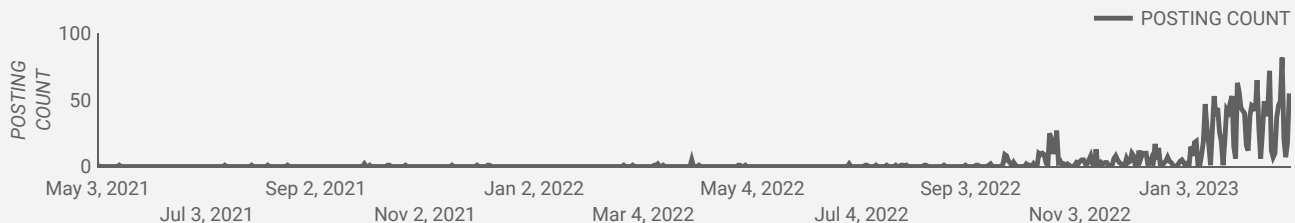
AVERAGE POSTING LENGTH BY DAYS

How long are employers having to recruit for to find candidates to fill their job vacancies?



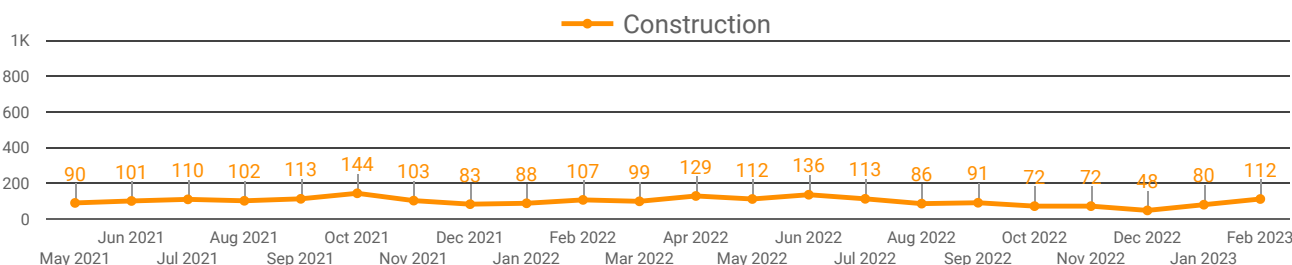
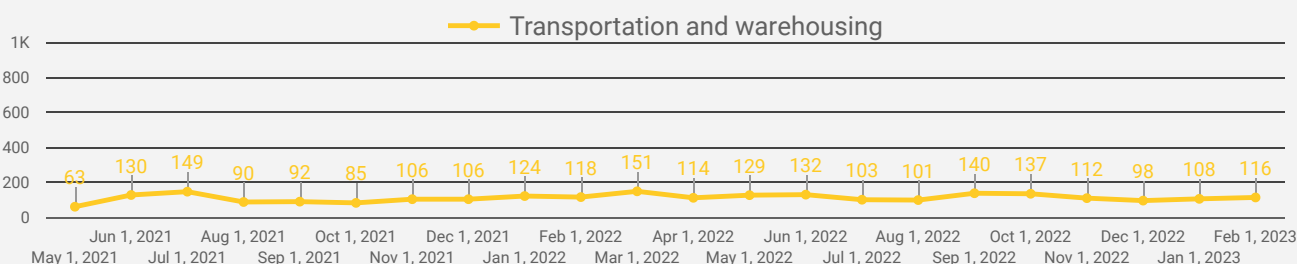
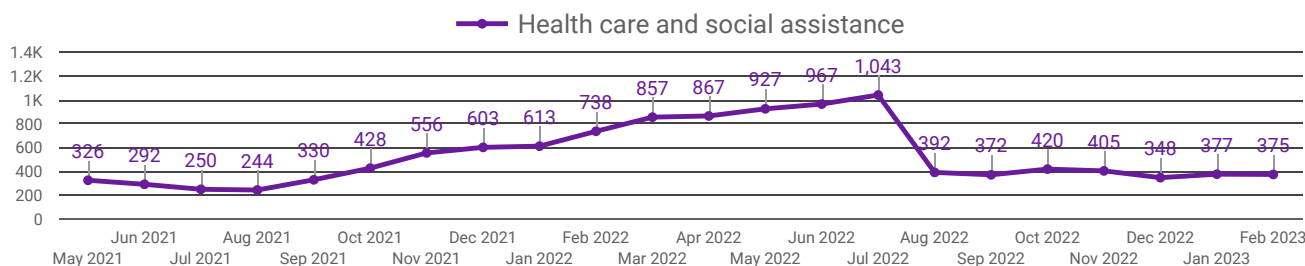
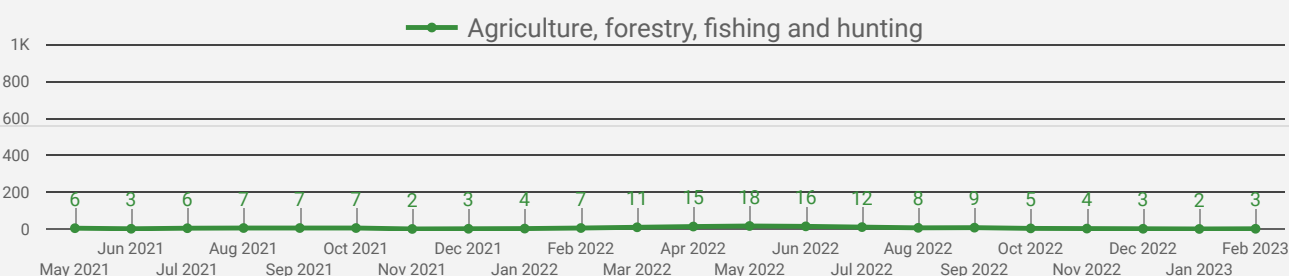
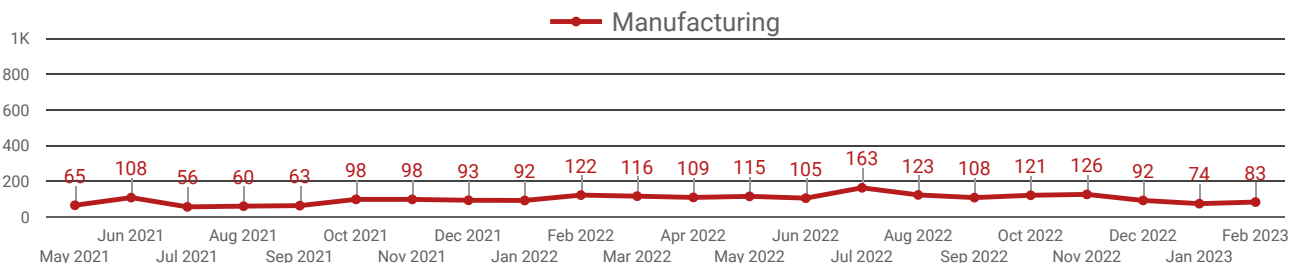
POST DATE TIMELINE FOR THIS MONTH'S ACTIVE JOB POSTINGS

How many job postings were active for at least 1 day this month?



DEMAND BY KEY SECTOR (ALGOMA & UNORGANIZED NORTH)

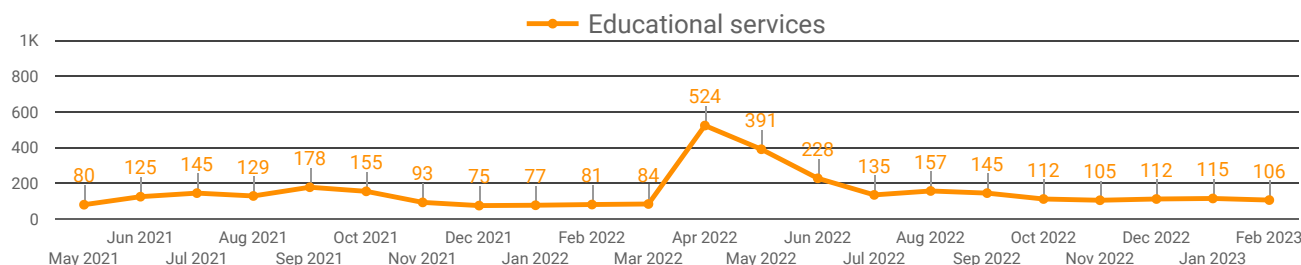
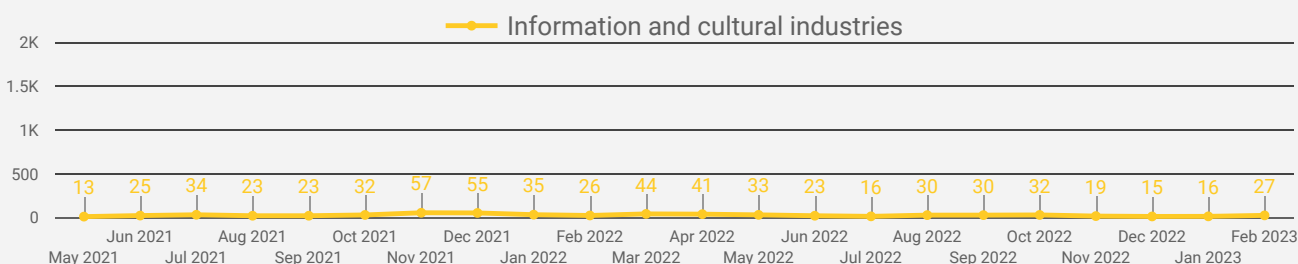
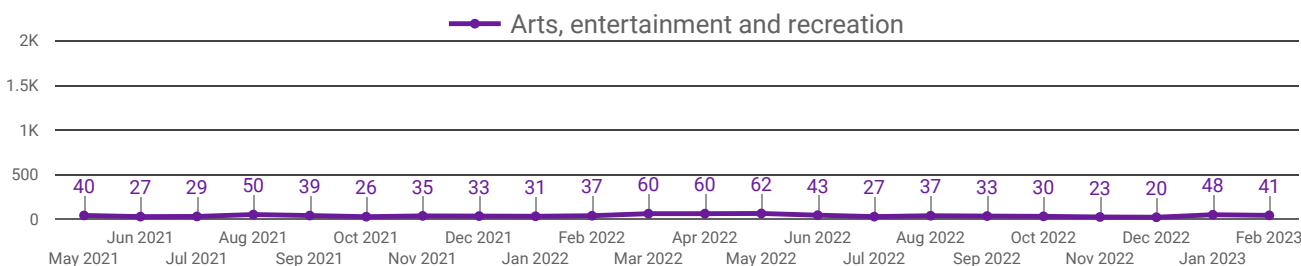
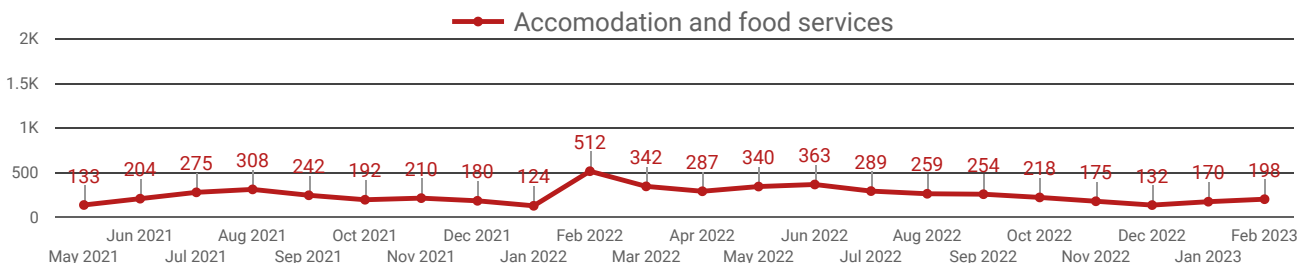
How many job postings were active for at least 1 day this month by sector?



NOTE: This graph cannot be filtered using the controls on the cover page

DEMAND BY IMPACTED SECTOR (ALGOMA & UNORGANIZED NORTH)

How many job postings were active for at least 1 day this month by sector?



NOTE: This graph cannot be filtered using the controls on the cover page

JOB POSTINGS BY MUNICIPALITY

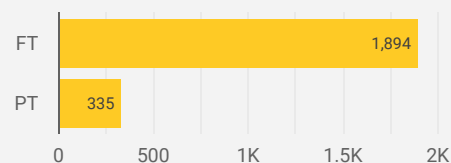
How many job postings were active for at least 1 day this month?

	MUNICIPALITY	POSTING COUNT	AVG POSTING LENGTH IN DAYS	MEDIAN POSTING LENGTH IN DAYS
1.	Sault Ste. Marie	1,694	24.8	20
2.	Dubreulville	119	24.0	20
3.	Wawa	110	23.7	20
4.	Elliot Lake	93	20.7	14
5.	White River	83	36.7	20
6.	Blind River	31	40.3	31
7.	Hornepayne	23	36.2	20
8.	Garden River First Nation	14		
9.	Bruce Mines	10	15.7	19
10.	Macdonald, Meredith and Aberdeen Additional	8	20.0	20
11.	Thessalon First Nation	8	22.9	20
12.	Johnson	6	13.7	20
13.	Prince	5	65.5	20
14.	St. Joseph	4	14.0	14
15.	North Shore	3	30.0	30
16.	Huron Shores	3		
17.	Hilton Beach	3	1.0	1
18.	Montreal River	2	20.0	20
19.	Whitefish Island First Nation	2		

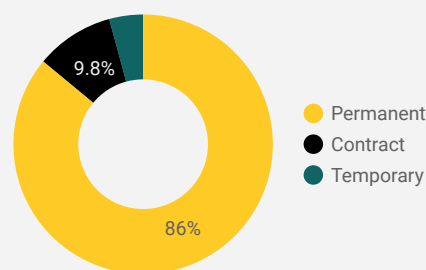
1 - 24 / 24



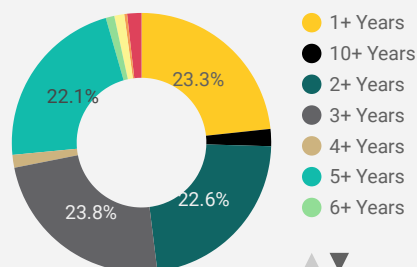
JOB TYPE

Full-time vs Part-time


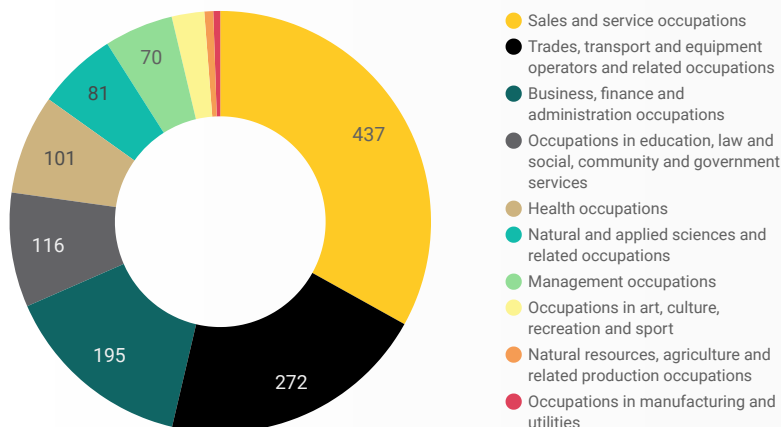
JOB DURATION

Permanency of jobs posted


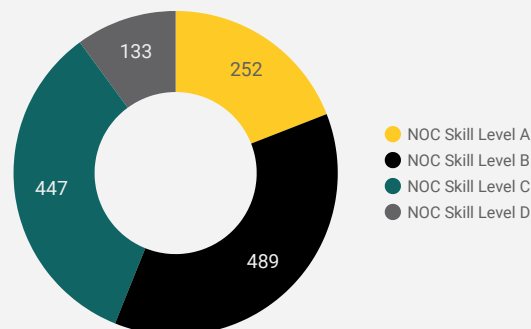
JOB EXPERIENCE

Job Postings by Experience Level Required


JOB POSTINGS BY JOB CATEGORY

What broad occupational category is being recruited?


JOB POSTINGS BY SKILL LEVEL

What education do occupations typically require?


Skill Level A = Usually University education | Skill Level B = Usually College education or Apprenticeship training | Skill Level C = Usually Secondary education or occupation-specific training | Skill Level D = Usually on-the-job training

TOP HIRING EMPLOYERS & AGENCIES

Who is hiring?

	COMPANY	MUNICIPALITY	POSTINGS COUNT	AVG POSTING LENGTH IN DAYS	MEDIAN POSTING LENGTH IN DAYS
1.	Sault Area Hospital Foundation	Sault Ste. Marie	125	10.5	7
2.	Argonaut Gold Inc.	Dubreulville	39	20.0	20
3.	Alamos Gold Inc.	Dubreulville	36	19.9	20
4.	OLG (Sault Ste. Marie)	Sault Ste. Marie	31	30.4	22
5.	Employment Options	Elliot Lake	22	null	null
6.	Marriott International	Sault Ste. Marie	21	19.8	19
7.	Sault College	Sault Ste. Marie	18	19.8	20
8.	Ontario Lottery and Gaming (OLG)	Sault Ste. Marie	17	32.1	20
9.	Ontario Public Service - Various Ministries	Sault Ste. Marie	17	19.1	20
10.	Adzuna	Sault Ste. Marie	16	null	null
11.	Wesdome Gold Mines, Ltd.	Sault Ste. Marie	16	64.2	59
12.	Lake Shore Gold Timmins West	Sault Ste. Marie	16	79.9	82
13.	McDougall Energy Inc	Sault Ste. Marie	15	21.8	20
14.	Sault Ste. Marie, Corporation of the City of	Sault Ste. Marie	15	20.0	20
15.	Ontario Aboriginal Housing Support Services Corporation	Sault Ste. Marie	15	19.9	20
16.	Algoma University	Sault Ste. Marie	15	35.1	20
17.	Marriott International, Inc	Sault Ste. Marie	13	20.0	20
18.	Algoma Steel Inc.	Sault Ste. Marie	13	48.4	42
19.	Various Ministries	Sault Ste. Marie	13	54.4	52
20.	THRIVE Child Development Centre / Centre de développement de l'enfant	Sault Ste. Marie	13	19.4	20
21.	Pilot Company	Sault Ste. Marie	13	17.3	20
22.	Horizon North	White River	12	26.9	20
23.	BDO Canada LLP	Sault Ste. Marie	12	29.4	20
24.	Algoma District School Board	Sault Ste. Marie	12	15.9	5
25.	PUC Services Inc.	Sault Ste. Marie	12	25.9	20
26.	Arauco NA	Sault Ste. Marie	11	23.1	20
27.	Pino's Get Fresh	Sault Ste. Marie	11	48.6	20
28.	Canadian National Railway	Hornepayne	11	27.7	20
29.	Tenaris Algoma Tubes Inc.	Sault Ste. Marie	11	19.9	20
30.	PepsiCo Beverages Canada	Sault Ste. Marie	11	20.0	20

TOP HOURLY WAGES IN JOB POSTINGS

What are employers willing to pay to find the perfect candidate?

of Minimum Wage Job Postings

45





	JOB TITLE	COMPANY	LOCATION	HOURLY WAGE ▾
1.	Private Chef	Chez You Experience Inc.	Sault Ste. Marie	100 
2.	NEWFOUNDLAND & NEW BRUNSWICK TRAVEL NURSING - EMERGENCY DEPT	Canadian Health Labs	Sault Ste. Marie	100 
3.	Apm Process Analytics Specialist	Adecco Canada	Sault Ste. Marie	90 
4.	Newfoundland & New Brunswick Travel Nursing Opportunity	Canadian Health Labs	Sault Ste. Marie	85 
5.	Registered Nurse (Icu- Er) For Northern Ontario Facility	Altitude Healthcare Services	Sault Ste. Marie	80 
6.	Physiotherapist	Back on Track Physiotherapy	Sault Ste. Marie	80 
7.	E&i Superintendent	Edgewater Industrial	Dubreulville	75 
8.	Electrician	Canadian Union Of Skilled Workers	Sault Ste. Marie	61 
9.	Brand Ambassador	Midfield Interactive Corp.	Sault Ste. Marie	60 
10.	Lead Construction Safety Officer - Magino Gold Project	Scott Steel Erectors Inc.	Wawa	55 
11.	Registered Practical Nurse (rpn) (for Northern Ontario)	Altitude Healthcare Services	Sault Ste. Marie	55 

1 - 100 / 364



TOP SALARIES IN JOB POSTINGS

What are employers willing to pay to find the perfect candidate?

	JOB TITLE	COMPANY	LOCATION	ANNUAL SALARY ▾
1.	General Dentist	Diamond Dental Solutions	Sault Ste. Marie	326,649 
2.	Real Estate Sales Representative	Royal LePage Real Estate Services	Sault Ste. Marie	150,000 
3.	Mill Maintenance General Foreman Drive In/drive Out	WORKFORCE Staffing Solutions	Wawa	130,000 
4.	Assistant Payroll Manager	Cooper & Mack Payroll Recruiting	Sault Ste. Marie	120,000 
5.	Senior Economic Advisor	Ministry of Northern Development	Sault Ste. Marie	118,313 
6.	Amended - Controllershship, Accounting And Reporting Lead (1)	Ontario Public Service - Various Ministries	Sault Ste. Marie	111,441 
7.	I&it Business Consultant	Government of Ontario - Ministry of Natural Resources and Forestry	Sault Ste. Marie	110,338 
8.	Communications Coordinator	Ministry of Transportation	Sault Ste. Marie	100,036 
9.	Training Specialist	Ministry of Long - Term Care	Sault Ste. Marie	100,036 

1 - 100 / 217

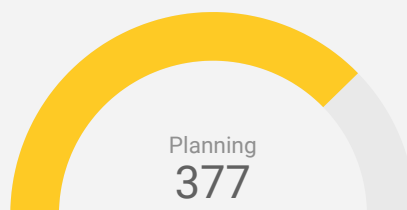
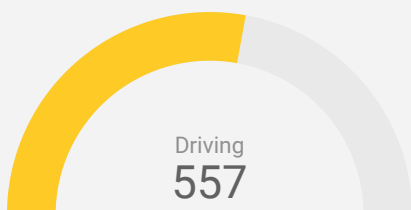
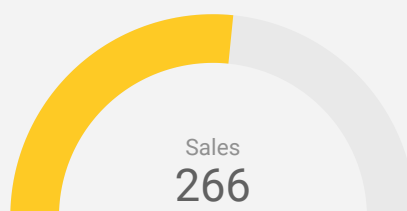
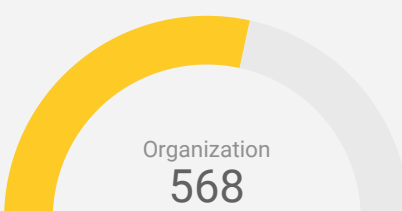
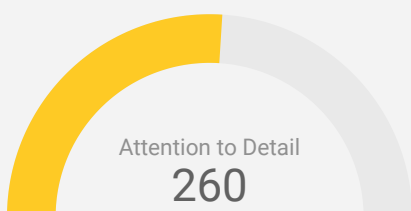
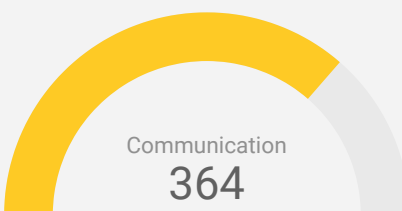
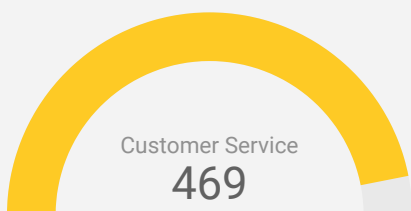


TOP IN-DEMAND SKILLS

How many times were these skills found in job postings?

ACTIVE JOB POSTINGS THIS MONTH

2,229



KEY JOB REQUIREMENTS

How often are these requirements desired in job postings?

ACTIVE JOB POSTINGS THIS MONTH

2,229



Driver's License
56



First Aid
152



Regular Access to a Vehicle
143



Criminal Record Check
194



Microsoft Office
210



Food Safety
30

JOB POSTINGS BY SKILL LEVEL, FREQUENCY, & DURATION

What jobs are in-demand and/or hard to fill?

	4 DIGIT NOC	4 DIGIT NOC NAME	SKILL LEVEL	POSTING COUNT ▾	AVG POSTING LENGTH IN DAYS	MEDIAN POSTING LENGTH IN DAYS
1.	6421	Retail salespersons	NOC Skill Level C	55	18.6	20
2.	6322	Cooks	NOC Skill Level B	53	37.9	20
3.	7511	Transport truck drivers	NOC Skill Level C	52	25.2	20
4.	6552	Other customer and information services representatives	NOC Skill Level C	41	24.6	20
5.	6711	Food counter attendants kitchen helpers and related support occupations	NOC Skill Level D	38	21.0	20
6.	6731	Light duty cleaners	NOC Skill Level D	33	33.2	20
7.	1241	Administrative assistants	NOC Skill Level B	32	25.8	20
8.	4412	Home support workers housekeepers and related occupations	NOC Skill Level C	31	30.5	20
9.	4212	Social and community service workers	NOC Skill Level B	26	25.9	20
10.	7514	Delivery and courier service drivers	NOC Skill Level C	26	17.7	20
11.	7521	Heavy equipment operators (except crane)	NOC Skill Level C	23	21.8	20
12.	6733	Janitors caretakers and building superintendents	NOC Skill Level D	23	18.4	20
13.	621	Retail and wholesale trade managers	NOC Skill Level A	23	29.0	20
14.	6311	Food service supervisors	NOC Skill Level B	22	15.5	19.5
15.	7311	Construction millwrights and industrial mechanics	NOC Skill Level B	21	30.0	20
16.	7452	Material handlers	NOC Skill Level C	20	20.0	20
17.	6222	Retail and wholesale buyers	NOC Skill Level B	15	17.5	20
18.	7321	Automotive service technicians truck and bus mechanics and mechanical repairers	NOC Skill Level B	15	34.3	32
19.	7312	Heavy-duty equipment mechanics	NOC Skill Level B	15	45.4	33
20.	6541	Security guards and related security service occupations	NOC Skill Level C	14	20.0	20
21.	1431	Accounting and related clerks	NOC Skill Level C	14	21.1	20
22.	4152	Social workers	NOC Skill Level A	14	15.6	12
23.	6512	Bartenders	NOC Skill Level C	14	22.6	20
24.	1111	Financial auditors and accountants	NOC Skill Level A	14	16.4	19
25.	6513	Food and beverage servers	NOC Skill Level C	13	59.8	53.5
26.	6235	Financial sales representatives	NOC Skill Level B	13	17.2	20
27.	5254	Program leaders and instructors in recreation sport and fitness	NOC Skill Level B	13	38.9	20
28.	4216	Other instructors	NOC Skill Level B	13	17.3	18.5
29.	3142	Physiotherapists	NOC Skill Level A	13	50.5	51

JOB POSTINGS BY 3-DIGIT NATIONAL OCCUPATION CLASSIFICATION

What jobs are hard to fill and/or in-demand?

	3 DIGIT NOC	3 DIGIT NOC NAME	SKILL LEVEL	POSTING COUNT ▾	AVG POSTING LENGTH IN DAYS	MEDIAN POSTING LENGTH IN DAYS
1.	751	Motor vehicle and transit drivers	NOC Skill Level C	91	21.3	20
2.	632	Chefs and cooks	NOC Skill Level B	63	37.3	20
3.	673	Cleaners	NOC Skill Level D	62	28.2	20
4.	642	Retail salespersons	NOC Skill Level C	55	18.6	20
5.	421	Paraprofessional occupations in legal, social, community and education services	NOC Skill Level B	47	22.4	20
6.	655	Customer and information services representatives	NOC Skill Level C	46	23.6	20
7.	731	Machinery and transportation equipment mechanics (except motor vehicles)	NOC Skill Level B	41	31.6	20
8.	671	Food counter attendants, kitchen helpers and related support occupations	NOC Skill Level D	38	21.0	20
9.	124	Office administrative assistants - general, legal and medical	NOC Skill Level B	37	25.5	20
10.	441	Home care providers and educational support occupations	NOC Skill Level C	33	30.5	20
11.	631	Service supervisors	NOC Skill Level B	31	37.5	20
12.	651	Occupations in food and beverage service	NOC Skill Level C	28	36.6	23.5
13.	143	Financial, insurance and related administrative support workers	NOC Skill Level C	27	20.3	20
14.	141	General office workers	NOC Skill Level C	25	22.9	20
15.	752	Heavy equipment operators	NOC Skill Level C	24	21.8	20
16.	111	Auditors, accountants and investment professionals	NOC Skill Level A	23	19.7	20
17.	062	Retail and wholesale trade managers	NOC Skill Level A	23	29.0	20
18.	122	Administrative and regulatory occupations	NOC Skill Level B	23	23.8	20
19.	314	Therapy and assessment professionals	NOC Skill Level A	22	32.0	20
20.	745	Longshore workers and material handlers	NOC Skill Level C	22	20.0	20
21.	623	Insurance, real estate and financial sales occupations	NOC Skill Level B	20	18.6	20
22.	213	Civil, mechanical, electrical and chemical engineers	NOC Skill Level A	18	27.6	20
23.	724	Electrical trades and electrical power line and telecommunications workers	NOC Skill Level B	18	26.1	20
24.	152	Supply chain logistics, tracking and scheduling co-ordination occupations	NOC Skill Level C	18	23.4	20
25.	323	Other technical occupations in health care	NOC Skill Level B	18	25.2	20
26.	341	Assisting occupations in support of health services	NOC Skill Level C	17	63.1	25
27.	415	Social and community service professionals	NOC Skill Level A	16	15.6	12
28.	525	Athletes, coaches, referees and related occupations	NOC Skill Level B	15	36.8	20

JOB POSTINGS BY 2-DIGIT NATIONAL OCCUPATION CLASSIFICATION

What jobs are hard to fill and/or in-demand?

	2 DIGIT NOC	2 DIGIT NOC NAME	SKILL LEVEL	POSTING COUNT	AVG POSTING LENGTH IN DAYS	MEDIAN POSTING LENGTH IN DAYS
1.	75	Transport and heavy equipment operation and related maintenance occupations	NOC Skill Level C	121	21.3	20
2.	63	Service supervisors and specialized service occupations	NOC Skill Level B	109	35.6	20
3.	67	Service support and other service occupations, n.e.c.	NOC Skill Level D	106	24.6	20
4.	65	Service representatives and other customer and personal services occupations	NOC Skill Level C	103	27.1	20
5.	12	Administrative and financial supervisors and administrative occupations	NOC Skill Level B	70	24.6	20
6.	73	Maintenance and equipment operation trades	NOC Skill Level B	64	31.1	20
7.	14	Office support occupations	NOC Skill Level C	58	21.3	20
8.	72	Industrial, electrical and construction trades	NOC Skill Level B	57	34.3	20
9.	64	Sales representatives and salespersons - wholesale and retail trade	NOC Skill Level C	56	18.0	20
10.	21	Professional occupations in natural and applied sciences	NOC Skill Level A	51	24.3	20
11.	42	Paraprofessional occupations in legal, social, community and education services	NOC Skill Level B	47	22.4	20
12.	62	Retail sales supervisors and specialized sales occupations	NOC Skill Level B	46	18.3	20
13.	31	Professional occupations in health (except nursing)	NOC Skill Level A	44	26.5	20
14.	06	Middle management occupations in retail and wholesale trade and customer services	NOC Skill Level A	37	34.4	20
15.	44	Care providers and educational, legal and public protection support occupations	NOC Skill Level C	35	29.9	20
16.	32	Technical occupations in health	NOC Skill Level B	33	20.1	20
17.	11	Professional occupations in business and finance	NOC Skill Level A	33	22.4	20
18.	22	Technical occupations related to natural and applied sciences	NOC Skill Level B	30	37.5	20
19.	41	Professional occupations in law and social, community and government services	NOC Skill Level A	30	16.8	10
20.	15	Distribution, tracking and scheduling co-ordination occupations	NOC Skill Level C	29	17.3	14
21.	74	Other installers, repairers and servicers and material handlers	NOC Skill Level C	23	20.0	20
22.	52	Technical occupations in art, culture, recreation and sport	NOC Skill Level B	18	33.7	20
23.	66	Sales support occupations	NOC Skill Level D	17	19.4	20
24.	34	Assisting occupations in support of health services	NOC Skill Level C	17	63.1	25
25.	51	Professional occupations in art and culture	NOC Skill Level A	15	50.1	50
26.	01	Senior managers - construction, transportation, production and utilities	NOC Skill Level A	14	14.8	15
27.	07	Managers in customer and personal services, n.e.c.	NOC Skill Level A	13	23.0	20

MULTILINGUAL JOB POSTINGS BY THE NUMBERS

ACTIVE POSTINGS	NEW POSTINGS	COMPANIES	LANGUAGES
214	0	125	4

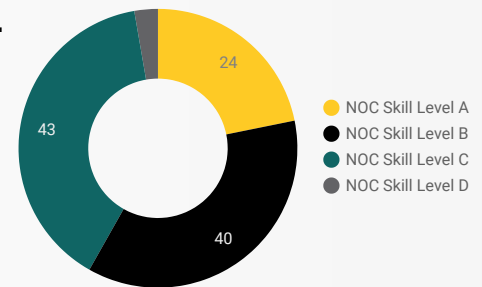
OF DAYS POSTED

AVERAGE	MEDIAN
25.4	20

MULTILINGUAL JOB POSTINGS BY SKILL LEVEL

What language skills are employers looking for by occupational skill level?

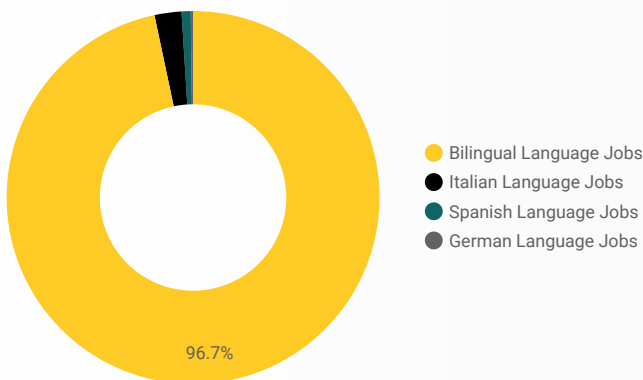
- 24 Skill Level A - Management/ Professional Occupations usually requiring University
- 40 Skill Level B - Usually college education or apprenticeship training
- 43 Skill Level C - Usually secondary education or occupation-specific training
- 3 Skill Level D - Usually on-the-job training



LANGUAGES	NOC Skill Level A	NOC Skill Level B	NOC Skill Level C	NOC Skill Level D
Bilingual Lang...	24	39	42	3
Italian Langu...		1	1	

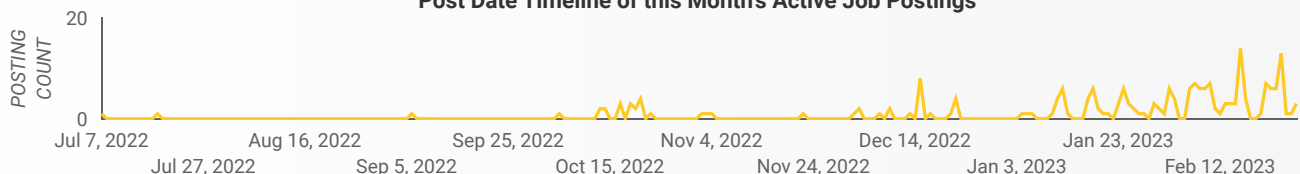
LANGUAGE SKILLS BREAKDOWN

Which kinds of language skills do employers seek?



LANGUAGES	POSTING COUNT
1. Bilingual Language Jobs	207
2. Italian Language Jobs	4
3. Spanish Language Jobs	2
4. German Language Jobs	1

Post Date Timeline of this Month's Active Job Postings



LANGUAGE SKILLS BEING RECRUITED BY JOB CATEGORY

What language skills are sought by 1-Digit NOC?

BROAD OCCUPATIONAL CATEGORY	Bilingual Language Jobs	Italian Language Jobs	Grand total
Business, finance and administration occup...	25		25
Health occupations	9		9
Management occupations	6		6
Natural and applied sciences and related o...	7		7
Natural resources, agriculture and related p...	1		1
Occupations in art, culture, recreation and s...	2		2
Occupations in education, law and social, c...	19		19
Sales and service occupations	15	2	17
Trades, transport and equipment operators ...	24		24
Grand total	108	2	110

MULTILINGUAL JOB POSTINGS BY MUNICIPALITY

What language skills are sought by 4-Digit NOC?

	MUNICIPALITY	JOB LANGUAGES ▾	AVG POSTING LENGTH IN DAYS	MEDIAN POSTING LENGTH IN DAYS
1.	Sault Ste. Marie	159	24.0	20
2.	Wawa	14	20.0	20
3.	Elliot Lake	13	38.3	14
4.	Dubreulville	10	20.0	20
5.	Blind River	4	47.0	43.5
6.	White River	3	20.0	20
7.	St. Joseph	2	14.0	14
8.	Hornepayne	2	101.0	101
9.	Missanabie Local Services Board	1		
10.	Macdonald, Meredith and Aberdeen Additional	1	20.0	20
11.	Johnson	1	20.0	20
12.	Montreal River	1	20.0	20
13.	Bruce Mines	1	20.0	20
14.	Spanish	1		
15.	Thessalon First Nation	1	29.0	29
1 - 15 / 15 < >				

LANGUAGE DEMAND BY JOB

What language skills are sought by 4-Digit NOC?

4 DIGIT NOC NAME	POSTINGS
1. Social and community service workers	10
2. Other customer and information services rep...	9
3. Transport truck drivers	5
4. Heavy equipment operators (except crane)	5
5. Letter carriers	5
6. Court reporters medical transcriptionists an...	4
7. Database analysts and data administrators	3
8. Heavy-duty equipment mechanics	3
9. General office support workers	3
10. Chefs	2
11. Construction trades helpers and labourers	2
12. Social workers	2
13. Health policy researchers consultants and pr...	2
14. Retail and wholesale trade managers	2
15. Financial auditors and accountants	2
16. Home support workers housekeepers and re...	2
17. Physiotherapists	2
18. Electricians (except industrial and power sys...	2
19. Allied primary health practitioners	2
20. Correspondence publication and regulatory ...	2
21. Managers in health care	1
22. Welders and related machine operators	1
23. Accounting and related clerks	1
24. Early childhood educators and assistants	1
25. Purchasing agents and officers	1
26. Administrative officers	1
27. School principals and administrators of elem...	1
28. Retail sales supervisors	1
29. Material handlers	1
30. Receptionists	1
31. Security guards and related security service ...	1

1 - 61 / 61 < >

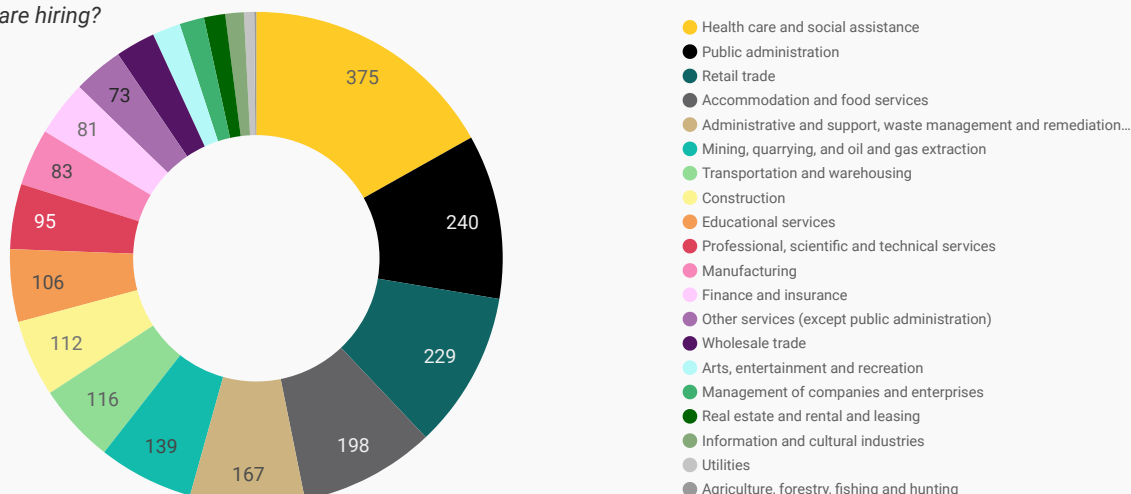
MULTILINGUAL HIRING EMPLOYERS

Which employers are seeking multilingual candidates?

COMPANY	POSTINGS
1. Pioneer Construction	10
2. Various Ministries	7
3. Huron Superior Catholic District School Board	7
4. Algoma Public Health	7
5. Algoma Family Services	5
6. Home and Community Care Support Services North East/West	5
7. Employment Options	4
8. Conseil scolaire catholique du Nouvel-Ontario (CSCNO)	4
9. Canada Post Corporation	4
10. Ministry of the Attorney General	4
11. Ministry of Children, Community and Social Services	4
12. North Shore Health Network on behalf of Ontario Health North Region	4
13. Canadian Mental Health Association Algoma	3
14. Canadian Mental Health Association-Sault Ste. Marie Branch	3
15. Ontario Public Service - Various Ministries	3
16. Centre Victoria pour femmes	3
17. Alamos Gold Inc.	3
18. Sault Area Hospital Foundation	3
19. Your Neighbourhood Credit Union	3
20. Triple M Metal	3
21. J. Provost Contracting Limited	3
22. FAIRFIELD BY MARRIOTTÂ REVELSTOKE	2
23. MinistÃ¨re de l'enfance, des services communautaires et sociaux	2
24. The Sault Ste. Marie Innovation Centre	2
25. Parks Canada - Fort St. Joseph / Sault Ste. Marie Canal National Historic Sites of Canada	2
26. Child Care Algoma	2
27. Adecco Canada	2
28. Consortium pour les Ã©colÃ©s du nord de	2

1 - 50 / 125 < >

TOP HIRING SECTORS BY 2-DIGIT NAICS CODE

What sectors are hiring?


	2-DIGIT NAICS LABEL	NAICS CODE	POSTING COUNT	AVG POSTING LENGTH IN DAYS	MEDIAN POSTING LENGTH IN DAYS
1.	Health care and social assistance	62	375	18.1	15
2.	Public administration	91	240	27.7	20
3.	Retail trade	44-45	229	21.2	20
4.	Accommodation and food services	72	198	32.5	20
5.	Administrative and support, waste management and remediation services	56	167	22.0	20
6.	Mining, quarrying, and oil and gas extraction	21	139	36.2	20
7.	Transportation and warehousing	48-49	116	18.1	20
8.	Construction	23	112	26.4	20
9.	Educational services	61	106	20.8	20
10.	Professional, scientific and technical services	54	95	27.3	20
11.	Manufacturing	31-33	83	31.0	20
12.	Finance and insurance	52	81	21.8	20
13.	Other services (except public administration)	81	73	45.8	24
14.	Wholesale trade	41	58	35.4	20
15.	Arts, entertainment and recreation	71	41	19.4	20
16.	Management of companies and enterprises	55	36	22.6	20
17.	Real estate and rental and leasing	53	31	25.9	20
18.	Information and cultural industries	51	27	33.2	20
19.	Utilities	22	15	27.6	20
20.	Agriculture, forestry, fishing and hunting	11	3	20.0	20

NOTE: NAICS code 56 includes Employment Agencies. Manufacturing includes codes 31-33, Retail Trade includes codes 44-45 and Transportation and Warehousing includes codes 48-49.

TOP HIRING SECTORS BY 3-DIGIT NAICS CODE

What sectors are hiring?

	3-DIGIT NAICS LABEL	NAICS CODE	POSTING COUNT ▾	AVG POSTING LENGTH IN DAYS	MEDIAN POSTING LENGTH IN DAYS
1.	Administrative and support services	561	157	22.1	20
2.	Provincial and territorial public administration	912	146	29.1	20
3.	Hospitals	622	127	10.6	7
4.	Mining and quarrying (except oil and gas)	212	123	39.5	20
5.	Social assistance	624	119	25.1	20
6.	Educational services	611	106	20.8	20
7.	Food services and drinking places	722	103	31.3	20
8.	Professional, scientific and technical services	541	95	27.3	20
9.	Accommodation services	721	95	33.2	20
10.	Ambulatory health care services	621	93	24.0	20
11.	Credit intermediation and related activities	522	60	18.7	20
12.	Specialty trade contractors	238	59	30.9	20
13.	Religious, grant-making, civic, and professional and similar organizations	813	48	46.0	28
14.	Food and beverage stores	445	47	26.9	20
15.	Motor vehicle and parts dealers	441	43	24.8	20
16.	Truck transportation	484	41	19.0	20
17.	Management of companies and enterprises	551	36	22.6	20
18.	Nursing and residential care facilities	623	36	24.9	20
19.	Aboriginal public administration	914	35	26.9	20
20.	Local, municipal and regional public administration	913	35	23.6	20
21.	Construction of buildings	236	32	15.0	14
22.	Couriers and messengers	492	30	14.1	20
23.	Primary metal manufacturing	331	30	34.3	20
24.	Miscellaneous store retailers	453	25	18.7	20
25.	Amusement, gambling and recreation industries	713	25	20.1	20
26.	Federal government public administration	911	24	20.6	16
27.	Building material and garden equipment and supplies dealers	444	23	17.4	20
28.	Building material and supplies merchant wholesalers	416	23	37.6	20
29.	Real estate	531	22	27.4	20
30.	Heavy and civil engineering construction	237	21	23.5	20
31.	Health and personal care stores	446	21	21.8	20

TOP HIRING SECTORS BY 4-DIGIT NAICS CODE

What sectors are hiring?

	4-DIGIT NAICS LABEL	NAICS CODE	POSTING COUNT ▾	AVG POSTING LENGTH IN DAYS	MEDIAN POSTING LENGTH IN DAYS
1.	General medical and surgical hospitals	6221	127	10.6	7
2.	Other provincial and territorial public administration	9129	125	29.4	20
3.	Metal ore mining	2122	123	39.5	20
4.	Employment services	5613	110	24.4	20
5.	Full-service restaurants and limited-service eating places	7225	84	34.6	20
6.	Traveller accommodation	7211	84	32.6	20
7.	Individual and family services	6241	62	28.8	20
8.	Depository credit intermediation	5221	50	17.2	20
9.	Elementary and secondary schools	6111	44	15.3	6.5
10.	Grocery stores	4451	39	28.5	20
11.	General freight trucking	4841	38	19.0	20
12.	Management of companies and enterprises	5511	36	22.6	20
13.	Aboriginal public administration	9141	35	26.9	20
14.	Other local, municipal and regional public administration	9139	33	23.6	20
15.	Child day-care services	6244	33	23.7	20
16.	Architectural, engineering and related services	5413	28	28.4	20
17.	Community care facilities for the elderly	6233	27	19.8	20
18.	Steel product manufacturing from purchased steel	3312	26	35.6	20
19.	Home health care services	6216	26	24.9	20
20.	Building equipment contractors	2382	26	39.7	20
21.	Business, professional, labour and other membership organizations	8139	26	69.6	59
22.	Automobile dealers	4411	26	29.8	20
23.	Investigation and security services	5616	25	18.9	20
24.	Community food and housing, and emergency and other relief services	6242	24	19.3	20
25.	Other schools and instruction	6116	23	30.7	20
26.	Building material and supplies dealers	4441	22	17.2	20
27.	Couriers	4921	21	14.1	20
28.	Health and personal care stores	4461	21	21.8	20
29.	Management, scientific and technical consulting services	5416	21	21.9	20
30.	Other amusement and recreation industries	7139	20	19.8	20
31.	Gasoline stations	4471	20	21.8	20

TOP HIRING SECTORS BY 5-DIGIT NAICS CODE

What sectors are hiring?

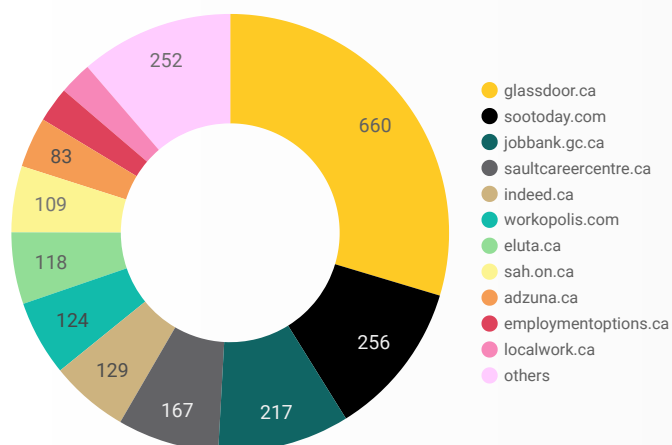
	5-DIGIT NAICS LABEL	NAICS CODE	POSTING COUNT ▾	AVG POSTING LENGTH IN DAYS	MEDIAN POSTING LENGTH IN DAYS
1.	General medical and surgical hospitals	62211	127	10.6	7
2.	Other provincial and territorial public administration	91291	125	29.4	20
3.	Gold and silver ore mining	21222	114	42.3	20
4.	Employment placement agencies and executive search services	56131	107	24.6	20
5.	Full-service restaurants and limited-service eating places	72251	84	34.6	20
6.	Hotels (except casino hotels) and motels	72111	75	34.4	20
7.	Elementary and secondary schools	61111	44	15.3	6.5
8.	Banking	52211	42	16.5	19
9.	Management of companies and enterprises	55111	36	22.6	20
10.	General freight trucking, long distance	48412	36	19.0	20
11.	Aboriginal public administration	91411	35	26.9	20
12.	Child day-care services	62441	33	23.7	20
13.	Other local, municipal and regional public administration	91391	33	23.6	20
14.	Engineering services	54133	27	28.4	20
15.	Community care facilities for the elderly	62331	27	19.8	20
16.	Home health care services	62161	26	24.9	20
17.	New car dealers	44111	26	29.8	20
18.	Supermarkets and other grocery (except convenience) stores	44511	25	41.1	20
19.	Child and youth services	62411	24	25.8	20
20.	Business associations	81391	23	82.4	100.5
21.	All other schools and instruction	61169	23	30.7	20
22.	Other individual and family services	62419	22	22.9	20
23.	Couriers	49211	21	14.1	20
24.	Gasoline stations with convenience stores	44711	20	21.8	20
25.	Community colleges and C.E.G.E.P.s	61121	19	18.6	20
26.	Plumbing, heating and air-conditioning contractors	23822	18	18.3	20
27.	Grant-making and giving services	81321	17	25.2	20
28.	Community housing services	62422	17	19.9	20
29.	Hardware stores	44413	16	16.0	20
30.	Services for the elderly and persons with disabilities	62412	16	36.8	20
31.	Fitness and recreational sports centres	71394	16	19.8	20

TOP HIRING SECTORS BY 6-DIGIT NAICS CODE

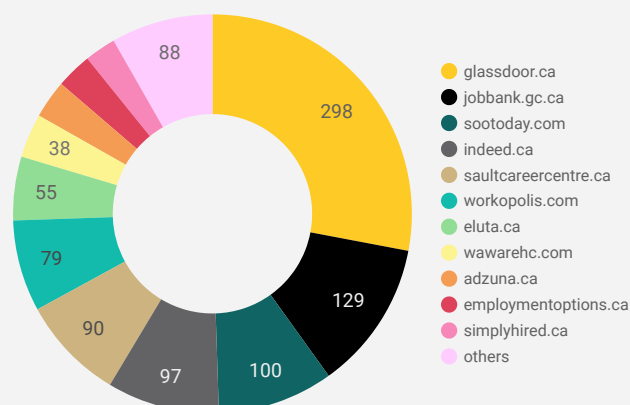
What sectors are hiring?

	NAICS_LABEL	NAICS CODE	POSTING COUNT ▾	AVG POSTING LENGTH IN DAYS	MEDIAN POSTING LENGTH IN DAYS
1.	General (except paediatric) hospitals	622111	127	10.6	7
2.	Other provincial and territorial public administration	912910	125	29.4	20
3.	Gold and silver ore mining	212220	114	42.3	20
4.	Employment placement agencies and executive search services	561310	107	24.6	20
5.	Hotels	721111	54	22.3	20
6.	Limited-service eating places	722512	52	27.0	20
7.	Elementary and secondary schools	611110	44	15.3	6.5
8.	Wholesale trade	914110	35	26.9	20
9.	Holding companies	551113	34	21.6	19
10.	General freight trucking, long distance, truck-load	484121	34	18.9	20
11.	Child day-care services	624410	33	23.7	20
12.	Other local, municipal and regional public administration	913910	33	23.6	20
13.	Full-service restaurants	722511	32	48.5	29
14.	Engineering services	541330	27	28.4	20
15.	Community care facilities for the elderly	623310	27	19.8	20
16.	Home health care services	621610	26	24.9	20
17.	New car dealers	441110	26	29.8	20
18.	Supermarkets and other grocery (except convenience) stores	445110	25	41.1	20
19.	Child and youth services	624110	24	25.8	20
20.	All other schools and instruction	611690	23	30.7	20
21.	Business associations	813910	23	82.4	100.5
22.	Other individual and family services	624190	22	22.9	20
23.	Couriers	492110	21	14.1	20
24.	Personal and commercial banking industry	522111	21	13.8	14
25.	Corporate and institutional banking industry	522112	21	19.0	20
26.	Gasoline stations with convenience stores	447110	20	21.8	20
27.	Community colleges and C.E.G.E.P.s	611210	19	18.6	20
28.	Plumbing, heating and air-conditioning contractors	238220	18	18.3	20
29.	Grant-making and giving services	813210	17	25.2	20
30.	Community housing services	624220	17	19.9	20
31.	Offices of physicians	621110	16	21.5	16

JOB POSTINGS BY JOB BOARD

What share of unique job postings appear on each job board?


COMPANIES BY JOB BOARD

What share of unique job postings appear on each job board?


JOB POSTING DETAILS BY JOB BOARD

How does job posting activity differ by job board?

	JOB BOARD	POSTING COUNT	AVG POSTING LENGTH IN DAYS	MEDIAN POSTING LENGTH IN DAYS	# OF COMPANIES
1.	glassdoor.ca	660	19.9	20	298
2.	sootoday.com	256	46.3	50	100
3.	jobbank.gc.ca	217	45.2	30	129
4.	saultcareercentre.ca	167	24.0	24	90
5.	indeed.ca	129	18.8	20	97
6.	workopolis.com	124			79
7.	eluta.ca	118	20.0	20	55
8.	sah.on.ca	109	6.4	7	1
9.	adzuna.ca	83	14.0	14	33
10.	employmentoptions.ca	58	11.0	11	31
11.	localwork.ca	54	5.2	4	22
12.	simplyhired.ca	50	20.0	20	27
13.	wawarehc.com	50	27.6	28	38
14.	jobillico.com	33	29.4	16	17
15.	gojobs.gov.on.ca	29	33.8	18	9
16.	saultcollege.ca	20	43.5	44	11
17.	network.applytoeducation.com	18	5.1	5	3
18.	metisnation.org	11			1