

# JOB DEMAND REPORT

## JANUARY 2023

### HIGHLIGHTS

#### JOB POSTINGS BY THE NUMBERS

POSTING COUNT	NEW THIS MONTH	COMPANIES	JOB BOARDS
2,071	1,124	710	28

#### # OF DAYS POSTED

AVERAGE	MEDIAN
26.4	20

### REPORT BUILDER

The default filter selection below will show all job demand data for the month. You can use the filters to create a customized report for the purpose of understanding a subset of the data.

#### OCCUPATION FILTERS

SKILL TYPE NAME / 1-DIGIT NOC	▼
MAJOR GROUP / 2-DIGIT NOC	▼
MINOR GROUP / 3-DIGIT NOC	▼
UNIT GROUP / 4-DIGIT NOC	▼
SKILL LEVEL	▼
JOB TYPE	▼
JOB DURATION	▼
ADDITIONAL LANGUAGE	▼
SPECIFIC JOB TAGS	▼

#### INDUSTRY/SECTOR FILTERS

HIRING SECTOR BY 2-DIGIT NAICS CODE	▼
HIRING SECTOR BY 3-DIGIT NAICS CODE	▼
HIRING SECTOR BY 4-DIGIT NAICS CODE	▼
HIRING SECTOR BY 5-DIGIT NAICS CODE	▼
HIRING SECTOR BY 6-DIGIT NAICS CODE	▼

#### OTHER FILTERS

MUNICIPALITY	▼
JOB BOARD	▼

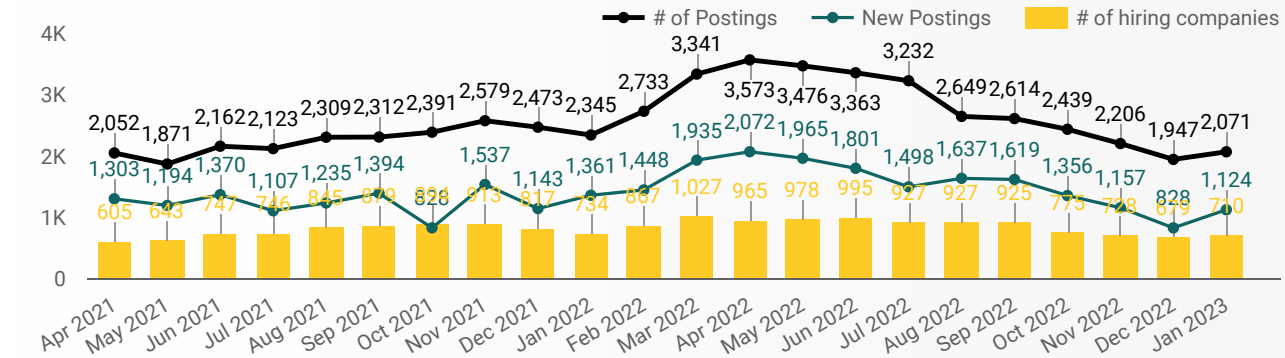
NOC = National Occupation Classification | NAICS = North American Industry Classification System

#### Source:

Job posting data collected by the Algoma Workforce Investment Corporation from job boards and employer websites who recruit candidates in the Algoma District and the Unorganized North Algoma District.

## JOB POSTINGS BY MONTH FOR ALGOMA REGION

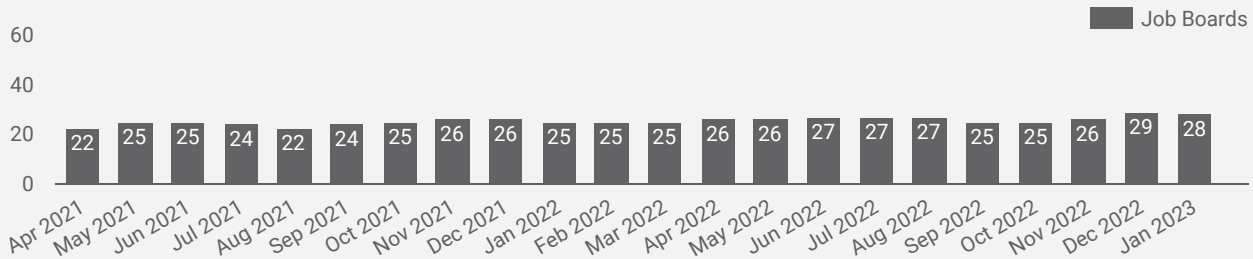
How many job postings were active for at least 1 day this month?



NOTE: This graph cannot be filtered using the controls on the cover page

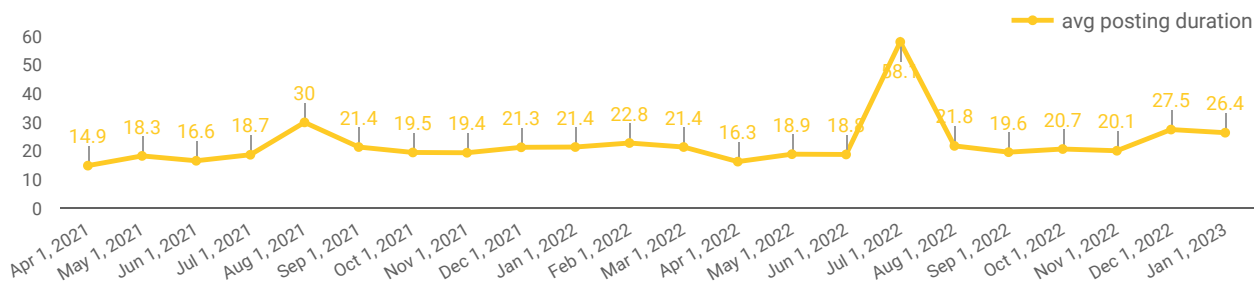
## NUMBER OF ACTIVE JOB BOARDS

How many job postings were active for at least 1 day this month on these job boards?



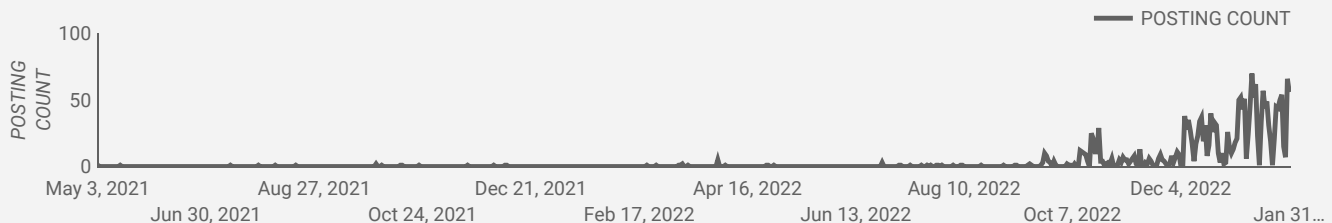
## AVERAGE POSTING LENGTH BY DAYS

How long are employers having to recruit for to find candidates to fill their job vacancies?



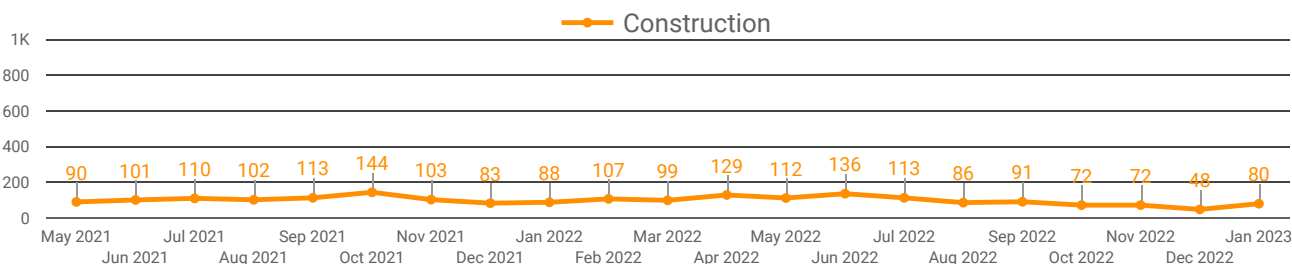
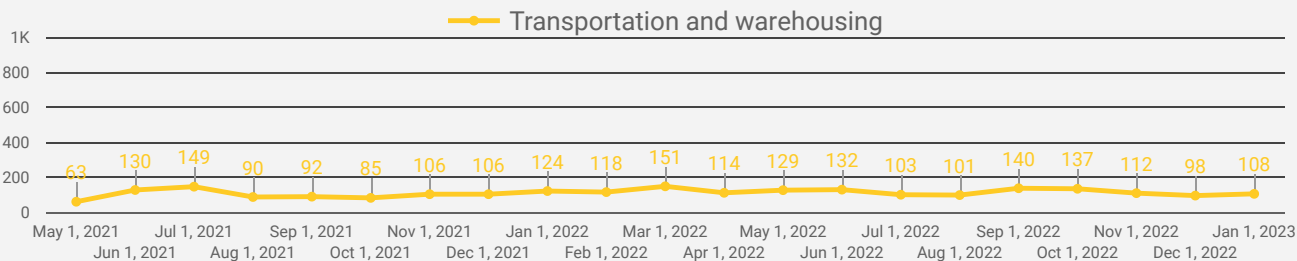
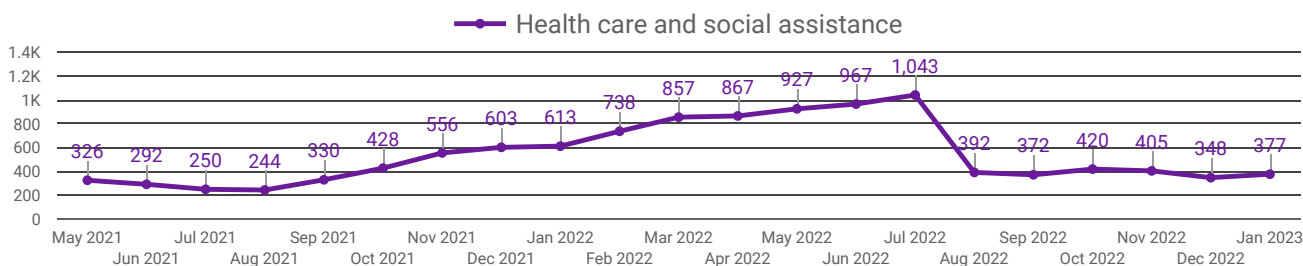
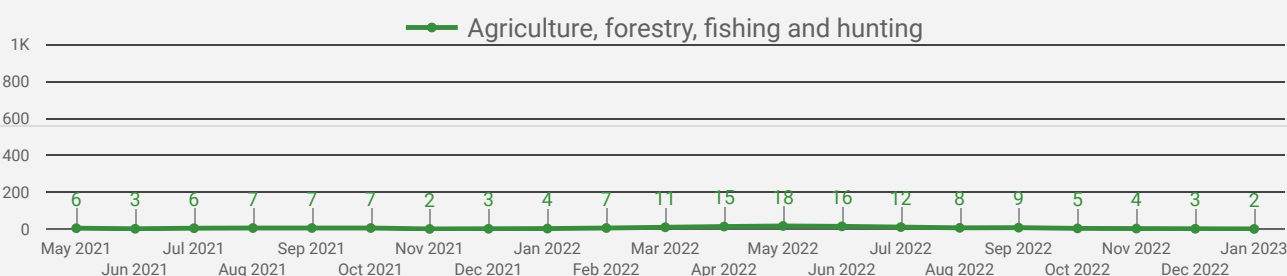
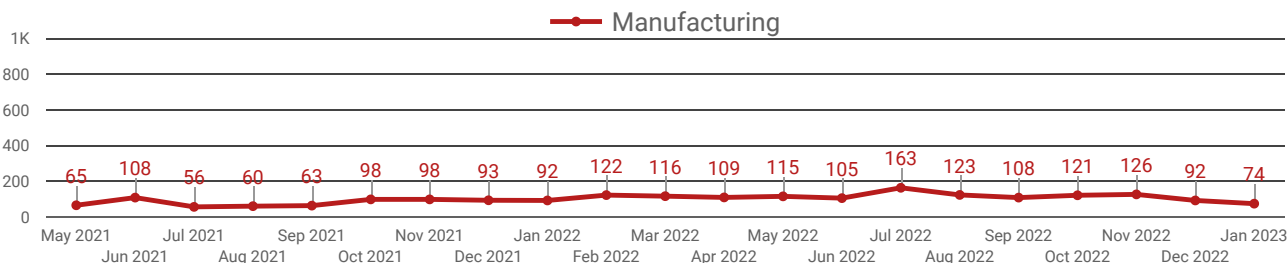
## POST DATE TIMELINE FOR THIS MONTH'S ACTIVE JOB POSTINGS

How many job postings were active for at least 1 day this month?



## DEMAND BY KEY SECTOR (ALGOMA & UNORGANIZED NORTH)

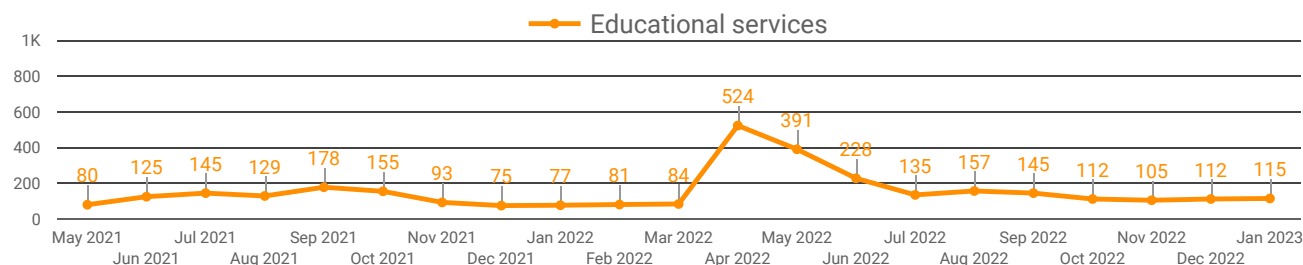
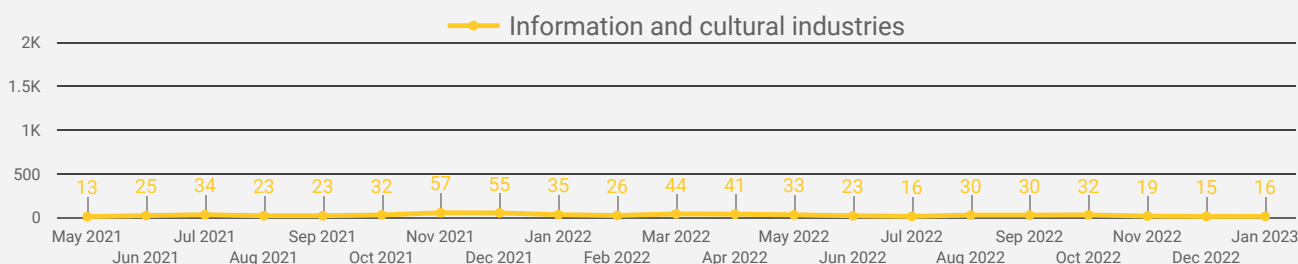
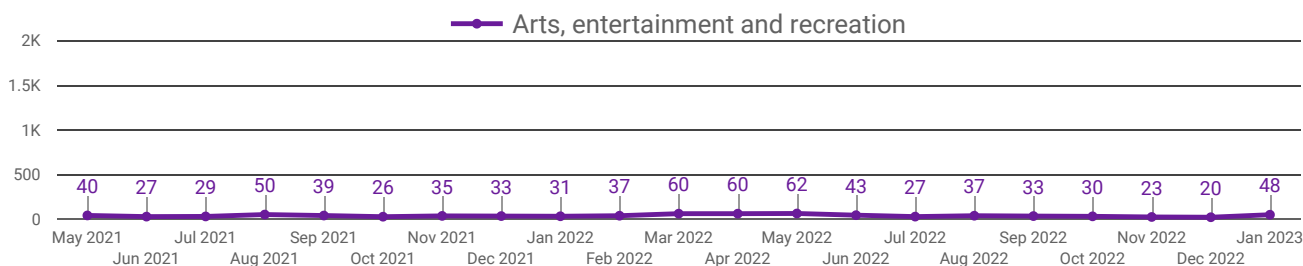
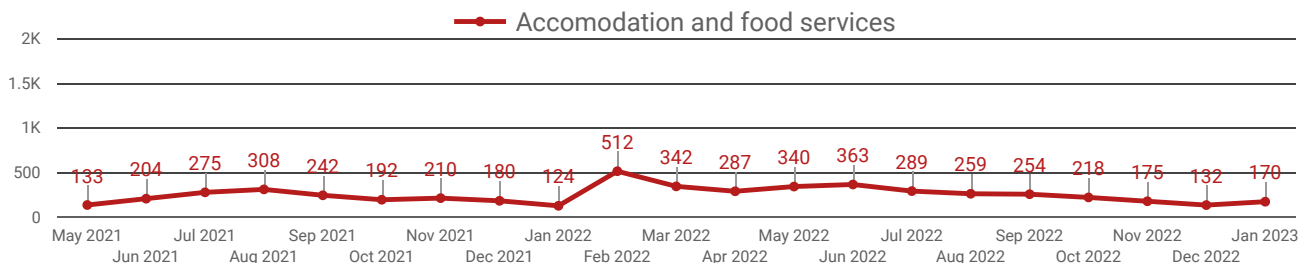
How many job postings were active for at least 1 day this month by sector?



NOTE: This graph cannot be filtered using the controls on the cover page

## DEMAND BY IMPACTED SECTOR (ALGOMA & UNORGANIZED NORTH)

How many job postings were active for at least 1 day this month by sector?



NOTE: This graph cannot be filtered using the controls on the cover page

## JOB POSTINGS BY MUNICIPALITY

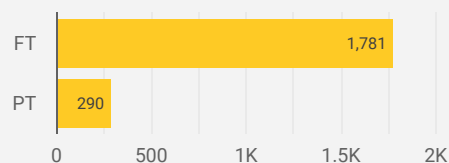
How many job postings were active for at least 1 day this month?

	MUNICIPALITY	POSTING COUNT	AVG POSTING LENGTH IN DAYS	MEDIAN POSTING LENGTH IN DAYS
1.	Sault Ste. Marie	1,571	24.9	20
2.	Wawa	101	28.8	20
3.	Dubreulville	100	27.3	20
4.	White River	72	40.8	20
5.	Elliot Lake	72	28.8	14
6.	Blind River	59	41.4	28
7.	Hornepayne	26	34.2	20
8.	Prince	12	36.5	20
9.	Thessalon First Nation	12	20.8	20
10.	Garden River First Nation	8	20.0	20
11.	Macdonald, Meredith and Aberdeen Additional	8	20.2	20
12.	Bruce Mines	5	19.5	20
13.	Johnson	5	17.0	20
14.	Michipicoten First Nation	4	29.0	29
15.	Goulais and District Local Services Board	3	18.3	20
16.	Huron Shores	2		
17.	Missanabie Local Services Board	2	16.5	17
18.	North Shore	2	30.0	30

1 - 23 / 23

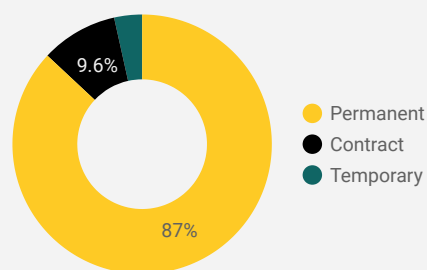
## JOB TYPE

Full-time vs Part-time



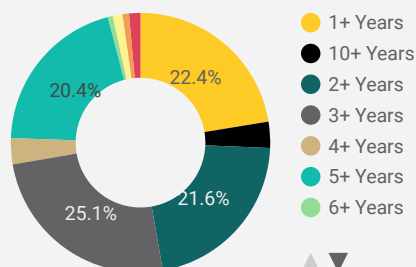
## JOB DURATION

Permanency of jobs posted



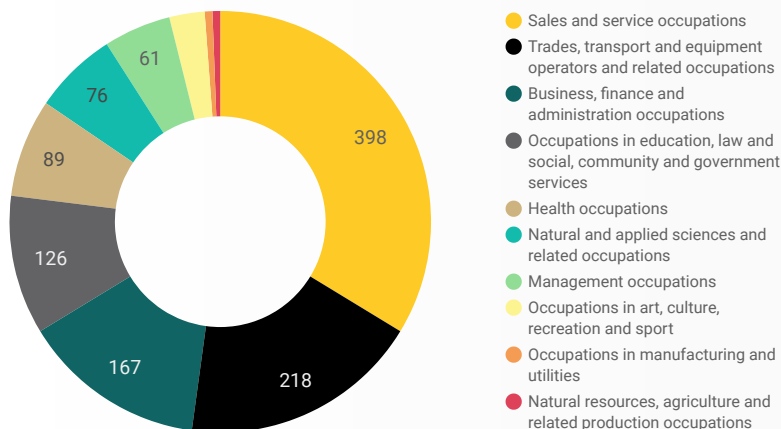
## JOB EXPERIENCE

Job Postings by Experience Level Required



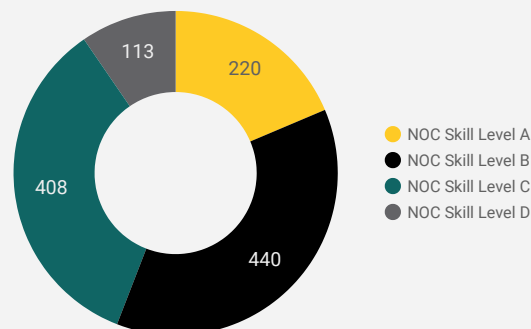
## JOB POSTINGS BY JOB CATEGORY

What broad occupational category is being recruited?



## JOB POSTINGS BY SKILL LEVEL

What education do occupations typically require?



Skill Level A = Usually University education | Skill Level B = Usually College education or Apprenticeship training | Skill Level C = Usually Secondary education or occupation-specific training | Skill Level D = Usually on-the-job training

## TOP HIRING EMPLOYERS & AGENCIES

*Who is hiring?*

	COMPANY	MUNICIPALITY	POSTINGS COUNT	AVG POSTING LENGTH IN DAYS	MEDIAN POSTING LENGTH IN DAYS
1.	Sault Area Hospital Foundation	Sault Ste. Marie	96	11.3	6
2.	Alamos Gold Inc.	Dubreulville	30	19.2	20
3.	Argonaut Gold Inc.	Dubreulville	28	21.5	20
4.	OLG (Sault Ste. Marie)	Sault Ste. Marie	26	32.3	25
5.	Ontario Aboriginal Housing Support Services Corporation	Sault Ste. Marie	22	20.1	20
6.	Sault College	Sault Ste. Marie	21	20.5	20
7.	Employment Options	Elliot Lake	21	null	null
8.	Ontario Lottery and Gaming (OLG)	Sault Ste. Marie	17	31.1	20
9.	Marriott International	Sault Ste. Marie	16	25.4	19
10.	Lake Shore Gold Timmins West	Sault Ste. Marie	16	79.9	82
11.	BDO Canada LLP	Sault Ste. Marie	16	34.5	20
12.	Adzuna	Sault Ste. Marie	16	null	null
13.	Ontario Public Service - Various Ministries	Sault Ste. Marie	15	20.1	20
14.	Tenaris Algoma Tubes Inc.	Sault Ste. Marie	15	21.9	20
15.	Algoma District School Board	Sault Ste. Marie	15	13.8	5
16.	Arauco NA	Sault Ste. Marie	15	20.7	20
17.	Algoma University	Sault Ste. Marie	14	29.9	20
18.	Government of Ontario - Ministry of Natural Resources and Forestry	Sault Ste. Marie	14	22.7	20
19.	Wesdome Gold Mines, Ltd.	Sault Ste. Marie	14	64.2	59
20.	THRIVE Child Development Centre / Centre de développement de l'enfant	Sault Ste. Marie	14	19.9	20
21.	Varsity Tutors	Sault Ste. Marie	13	5.2	5
22.	PUC Services Inc.	Sault Ste. Marie	12	26.8	20
23.	Scotiabank	Sault Ste. Marie	12	20.0	20
24.	Various Ministries	Sault Ste. Marie	12	49.7	49
25.	Horizon North	White River	12	26.1	20
26.	McDougall Energy Inc	Sault Ste. Marie	12	22.0	20
27.	Pino's Get Fresh	Sault Ste. Marie	12	43.8	20
28.	Child Care Algoma	Sault Ste. Marie	12	19.9	20
29.	Windsor Place Retirement Residence	Sault Ste. Marie	11	14.0	14
30.	Sault Ste. Marie, Corporation of the City of	Sault Ste. Marie	11	20.0	20

## TOP HOURLY WAGES IN JOB POSTINGS

# of Minimum Wage Job Postings

What are employers willing to pay to find the perfect candidate?

50:

	JOB TITLE	COMPANY	LOCATION	HOURLY WAGE ▾
1.	Infirmier(iÃ¨re) ImmatriculÃ©(e) - UnitÃ© De Soins Intensifs NÃ©onatales	Canadian Health Labs	Sault Ste. Marie	100
2.	InfirmiÃ¨re AutorisÃ©e	Canadian Health Labs	Sault Ste. Marie	90
3.	Apm Process Analytics Specialist	Adecco Canada	Sault Ste. Marie	90
4.	Newfoundland & New Brunswick Travel Nursing Opportunity	Canadian Health Labs	Sault Ste. Marie	80
5.	Nurse Practitioner Primary Health Care	Northern Neighbours Nurse Practitioner-Led Clinic	White River	67
6.	Independent Field Technician	Galaxy Broadband Communications Inc	Wawa	65
7.	Electrician	Canadian Union Of Skilled Workers	Sault Ste. Marie	61
8.	Dental Hygienist	Clearwater dental clinic	Sault Ste. Marie	60
9.	Registered Practical Nurse (rpn) (for Northern Ontario)	Altitude Healthcare Services	Sault Ste. Marie	55
10.	Social Worker Msw	Sault Area Hospital Foundation	Sault Ste. Marie	51
11.	Personal Support Worker (psw)	Caring Support	Sault Ste. Marie	50

1 - 100 / 344

< >

## TOP SALARIES IN JOB POSTINGS

What are employers willing to pay to find the perfect candidate?

JOB TITLE	COMPANY	LOCATION	ANNUAL SALARY ▾
-----------	---------	----------	-----------------

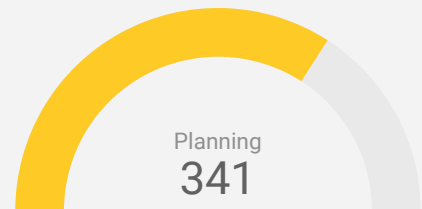
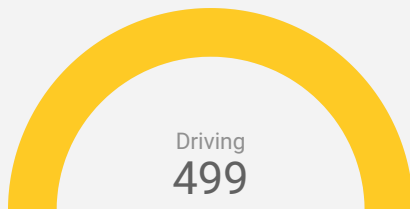
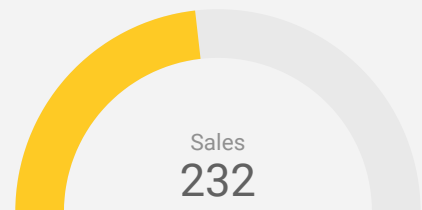
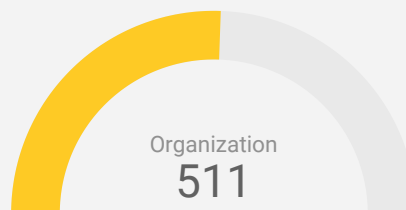
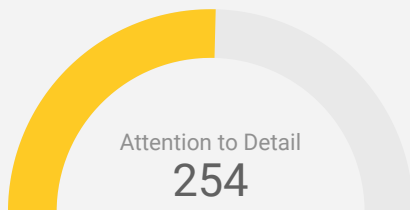
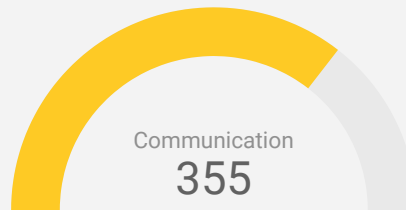
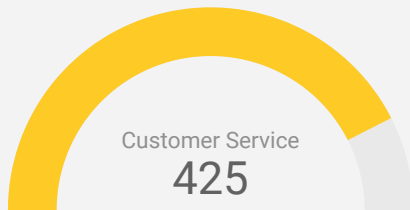
No data

## TOP IN-DEMAND SKILLS

How many times were these skills found in job postings?

ACTIVE JOB POSTINGS THIS MONTH

2,071



## KEY JOB REQUIREMENTS

How often are these requirements desired in job postings?

ACTIVE JOB POSTINGS THIS MONTH

2,071



Driver's License  
56



First Aid  
163



Regular Access to a Vehicle  
145



Criminal Record Check  
194



Microsoft Office  
185



Food Safety  
26



## JOB POSTINGS BY SKILL LEVEL, FREQUENCY, & DURATION

*What jobs are in-demand and/or hard to fill?*

	4 DIGIT NOC	4 DIGIT NOC NAME	SKILL LEVEL	POSTING COUNT ▾	AVG POSTING LENGTH IN DAYS	MEDIAN POSTING LENGTH IN DAYS
1.	6421	Retail salespersons	NOC Skill Level C	59	18.5	20
2.	6552	Other customer and information services representatives	NOC Skill Level C	40	24.8	20
3.	6322	Cooks	NOC Skill Level B	38	45.2	20
4.	4212	Social and community service workers	NOC Skill Level B	35	23.7	20
5.	7511	Transport truck drivers	NOC Skill Level C	35	24.4	20
6.	6711	Food counter attendants  kitchen helpers and related support occupations	NOC Skill Level D	33	22.0	20
7.	4412	Home support workers  housekeepers and related occupations	NOC Skill Level C	31	31.5	20
8.	1241	Administrative assistants	NOC Skill Level B	28	29.7	20
9.	6731	Light duty cleaners	NOC Skill Level D	27	32.3	20
10.	7321	Automotive service technicians  truck and bus mechanics and mechanical repairers	NOC Skill Level B	21	28.3	20
11.	7521	Heavy equipment operators (except crane)	NOC Skill Level C	21	22.3	20
12.	6311	Food service supervisors	NOC Skill Level B	21	43.3	27.5
13.	621	Retail and wholesale trade managers	NOC Skill Level A	19	28.6	20
14.	7514	Delivery and courier service drivers	NOC Skill Level C	19	18.7	20
15.	7311	Construction millwrights and industrial mechanics	NOC Skill Level B	19	32.4	20
16.	7452	Material handlers	NOC Skill Level C	16	17.8	20
17.	6541	Security guards and related security service occupations	NOC Skill Level C	16	27.2	20
18.	1411	General office support workers	NOC Skill Level C	15	29.6	20
19.	4216	Other instructors	NOC Skill Level B	15	11.3	6
20.	1431	Accounting and related clerks	NOC Skill Level C	15	22.0	20
21.	6222	Retail and wholesale buyers	NOC Skill Level B	14	21.0	20
22.	6733	Janitors  caretakers and building superintendents	NOC Skill Level D	14	19.7	20
23.	6512	Bartenders	NOC Skill Level C	14	21.9	20
24.	6513	Food and beverage servers	NOC Skill Level C	13	46.9	29
25.	5254	Program leaders and instructors in recreation  sport and fitness	NOC Skill Level B	13	33.7	20
26.	3142	Physiotherapists	NOC Skill Level A	13	35.1	22
27.	1111	Financial auditors and accountants	NOC Skill Level A	13	24.9	20
28.	1414	Receptionists	NOC Skill Level C	11	14.1	20
29.	7512	Bus drivers  subway operators and other transit operators	NOC Skill Level C	11	14.8	20

1 - 50 / 221



## JOB POSTINGS BY 3-DIGIT NATIONAL OCCUPATION CLASSIFICATION

*What jobs are hard to fill and/or in-demand?*

	3 DIGIT NOC	3 DIGIT NOC NAME	SKILL LEVEL	POSTING COUNT ▾	AVG POSTING LENGTH IN DAYS	MEDIAN POSTING LENGTH IN DAYS
1.	751	Motor vehicle and transit drivers	NOC Skill Level C	65	21.9	20
2.	421	Paraprofessional occupations in legal, social, community and education services	NOC Skill Level B	61	20.1	20
3.	642	Retail salespersons	NOC Skill Level C	59	18.5	20
4.	655	Customer and information services representatives	NOC Skill Level C	48	23.6	20
5.	632	Chefs and cooks	NOC Skill Level B	48	40.4	20
6.	673	Cleaners	NOC Skill Level D	45	28.5	20
7.	441	Home care providers and educational support occupations	NOC Skill Level C	34	32.0	20
8.	671	Food counter attendants, kitchen helpers and related support occupations	NOC Skill Level D	33	22.0	20
9.	124	Office administrative assistants - general, legal and medical	NOC Skill Level B	32	28.8	20
10.	651	Occupations in food and beverage service	NOC Skill Level C	30	30.6	20
11.	731	Machinery and transportation equipment mechanics (except motor vehicles)	NOC Skill Level B	28	33.1	20
12.	141	General office workers	NOC Skill Level C	28	23.4	20
13.	631	Service supervisors	NOC Skill Level B	26	51.6	28
14.	111	Auditors, accountants and investment professionals	NOC Skill Level A	25	23.2	20
15.	314	Therapy and assessment professionals	NOC Skill Level A	24	27.0	20
16.	143	Financial, insurance and related administrative support workers	NOC Skill Level C	22	20.3	20
17.	752	Heavy equipment operators	NOC Skill Level C	22	22.1	20
18.	732	Automotive service technicians	NOC Skill Level B	21	28.3	20
19.	062	Retail and wholesale trade managers	NOC Skill Level A	19	28.6	20
20.	122	Administrative and regulatory occupations	NOC Skill Level B	18	25.5	20
21.	745	Longshore workers and material handlers	NOC Skill Level C	17	17.9	20
22.	654	Security guards and related security service occupations	NOC Skill Level C	16	27.2	20
23.	622	Technical sales specialists in wholesale trade and retail and wholesale buyers	NOC Skill Level B	16	20.9	20
24.	415	Social and community service professionals	NOC Skill Level A	16	22.7	20
25.	323	Other technical occupations in health care	NOC Skill Level B	16	23.0	20
26.	525	Athletes, coaches, referees and related occupations	NOC Skill Level B	15	32.6	20
27.	623	Insurance, real estate and financial sales occupations	NOC Skill Level B	14	20.6	20
28.	724	Electrical trades and electrical power line and telecommunications workers	NOC Skill Level B	14	27.8	20

1 - 50 / 107

&lt; &gt;

&gt;

## JOB POSTINGS BY 2-DIGIT NATIONAL OCCUPATION CLASSIFICATION

*What jobs are hard to fill and/or in-demand?*

	2 DIGIT NOC	2 DIGIT NOC NAME	SKILL LEVEL	POSTING COUNT	AVG POSTING LENGTH IN DAYS	MEDIAN POSTING LENGTH IN DAYS
1.	65	Service representatives and other customer and personal services occupations	NOC Skill Level C	108	26.0	20
2.	75	Transport and heavy equipment operation and related maintenance occupations	NOC Skill Level C	94	21.8	20
3.	63	Service supervisors and specialized service occupations	NOC Skill Level B	87	40.5	20
4.	67	Service support and other service occupations, n.e.c.	NOC Skill Level D	85	25.1	20
5.	42	Paraprofessional occupations in legal, social, community and education services	NOC Skill Level B	61	20.1	20
6.	64	Sales representatives and salespersons - wholesale and retail trade	NOC Skill Level C	60	18.5	20
7.	73	Maintenance and equipment operation trades	NOC Skill Level B	59	32.0	20
8.	14	Office support occupations	NOC Skill Level C	56	21.8	20
9.	12	Administrative and financial supervisors and administrative occupations	NOC Skill Level B	53	28.0	20
10.	21	Professional occupations in natural and applied sciences	NOC Skill Level A	46	27.0	20
11.	62	Retail sales supervisors and specialized sales occupations	NOC Skill Level B	40	21.6	20
12.	31	Professional occupations in health (except nursing)	NOC Skill Level A	39	26.2	20
13.	72	Industrial, electrical and construction trades	NOC Skill Level B	39	33.4	20
14.	44	Care providers and educational, legal and public protection support occupations	NOC Skill Level C	35	31.5	20
15.	32	Technical occupations in health	NOC Skill Level B	33	21.3	20
16.	06	Middle management occupations in retail and wholesale trade and customer services	NOC Skill Level A	30	36.5	20
17.	11	Professional occupations in business and finance	NOC Skill Level A	30	25.6	20
18.	22	Technical occupations related to natural and applied sciences	NOC Skill Level B	30	33.0	20
19.	41	Professional occupations in law and social, community and government services	NOC Skill Level A	22	26.1	20
20.	52	Technical occupations in art, culture, recreation and sport	NOC Skill Level B	20	27.2	20
21.	74	Other installers, repairers and servicers and material handlers	NOC Skill Level C	19	18.3	20
22.	15	Distribution, tracking and scheduling co-ordination occupations	NOC Skill Level C	19	22.1	20
23.	66	Sales support occupations	NOC Skill Level D	18	20.0	20
24.	01	Senior managers - construction, transportation, production and utilities	NOC Skill Level A	14	18.5	20
25.	51	Professional occupations in art and culture	NOC Skill Level A	12	47.0	41
26.	34	Assisting occupations in support of health services	NOC Skill Level C	12	56.1	21
27.	07	Managers in customer and personal services, n.e.c.	NOC Skill Level A	11	24.4	20

## MULTILINGUAL JOB POSTINGS BY THE NUMBERS

ACTIVE POSTINGS	NEW POSTINGS	COMPANIES	LANGUAGES
177	0	104	5

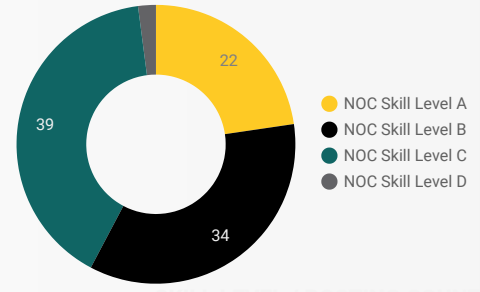
## # OF DAYS POSTED

AVERAGE	MEDIAN
26.4	20

## MULTILINGUAL JOB POSTINGS BY SKILL LEVEL

What language skills are employers looking for by occupational skill level?

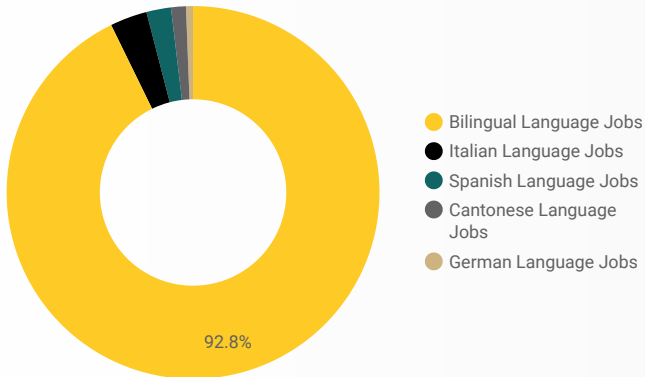
- 22 Skill Level A - Management/ Professional Occupations usually requiring University
- 34 Skill Level B - Usually college education or apprenticeship training
- 39 Skill Level C - Usually secondary education or occupation-specific training
- 2 Skill Level D - Usually on-the-job training



LANGUAGES	NOC Skill Level A	NOC Skill Level B	NOC Skill Level C	NOC Skill Level D
Bilingual Lang...	22	30	36	1
Italian Langu...		3	1	1
Cantonese La...		1	2	

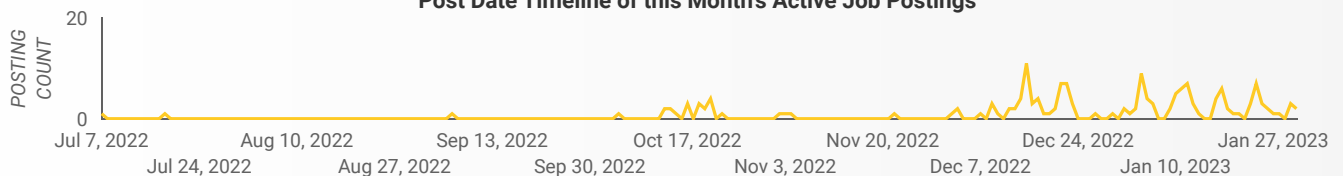
## LANGUAGE SKILLS BREAKDOWN

Which kinds of language skills do employers seek?



LANGUAGES	POSTING COUNT
1. Bilingual Language Jobs	164
2. Italian Language Jobs	7
3. Cantonese Language Jobs	3
4. Spanish Language Jobs	2
5. German Language Jobs	1

## Post Date Timeline of this Month's Active Job Postings



## LANGUAGE SKILLS BEING RECRUITED BY JOB CATEGORY

*What language skills are sought by 1-Digit NOC?*

BROAD OCCUPATIONAL CATEGORY	Bilingual Language Jobs	Italian Language Jobs	Cantonese Language Jobs	Grand total
Business, finance and administration occup...	17			17
Health occupations	12			12
Management occupations	5			5
Natural and applied sciences and related o...	7			7
Natural resources, agriculture and related p...	1			1
Occupations in art, culture, recreation and s...	4			4
Occupations in education, law and social, c...	15			15
Sales and service occupations	16	5	2	23
Trades, transport and equipment operators ...	12		1	13
<b>Grand total</b>	<b>89</b>	<b>5</b>	<b>3</b>	<b>97</b>

## MULTILINGUAL JOB POSTINGS BY MUNICIPALITY

*What language skills are sought by 4-Digit NOC?*

	MUNICIPALITY	JOB LANGUAGES ▾	AVG POSTING LENGTH IN DAYS	MEDIAN POSTING LENGTH IN DAYS
1.	Sault Ste. Marie	137	25.4	20
2.	Elliot Lake	11	34.8	15
3.	Wawa	9	20.0	20
4.	Blind River	6	42.0	41.5
5.	Dubreulville	4	20.0	20
6.	White River	3	20.0	20
7.	Thessalon First Nation	2	24.5	24.5
8.	Missanabie Local Services Board	2	16.5	16.5
9.	Hornepayne	2	101.0	101
10.	Spanish	1		

## LANGUAGE DEMAND BY JOB

*What language skills are sought by 4-Digit NOC?*

4 DIGIT NOC NAME	POSTINGS ▾
1. Social and community service workers	10
2. Other customer and information services rep...	10
3. Physiotherapists	4
4. Letter carriers	4
5. Transport truck drivers	4
6. Retail salespersons	4
7. Allied primary health practitioners	3
8. General office support workers	3
9. Accounting and related clerks	2
10. Correspondence  publication and regulatory ...	2
11. Translators  terminologists and interpreters	2
12. Chefs	2
13. Cooks	2
14. Automotive service technicians  truck and bu...	2
15. Heavy equipment operators (except crane)	2
16. Program leaders and instructors in recreatio...	2
17. Inspectors in public and environmental healt...	2
18. Food service supervisors	2
19. Light duty cleaners	1
20. Food and beverage servers	1
21. Dental assistants	1
22. Social workers	1
23. Other instructors	1
24. Registered nurses and registered psychiatric ...	1
25. Dispatchers	1
26. Heavy-duty equipment mechanics	1
27. Administrative officers	1
28. Urban and land use planners	1
29. Conservation and fishery officers	1
30. Other automotive mechanical installers and ...	1
31. School principals and administrators of elem...	1

1 - 53 / 53 &lt; &gt;

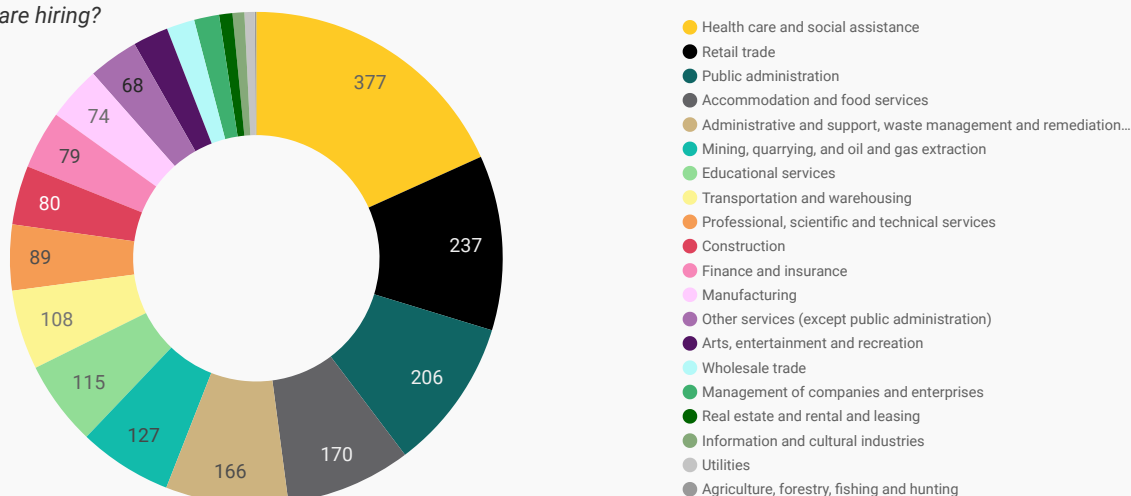
## MULTILINGUAL HIRING EMPLOYERS

*Which employers are seeking multilingual candidates?*

COMPANY	POSTINGS ▾
1. Canadian Mental Health Association Algoma	9
2. Algoma Public Health	7
3. Various Ministries	7
4. North Shore Health Network on behalf of Ontario Health North Region	6
5. Pioneer Construction	6
6. Gino's Fired Up Kitchen	5
7. Canadian Mental Health Association-Sault Ste. Marie Branch	4
8. Canada Post Corporation	4
9. Home and Community Care Support Services North East/West	4
10. Employment Options	4
11. Source, The	4
12. Algoma Family Services	4
13. Huron Superior Catholic District School Board	3
14. Conseil scolaire catholique du Nouvel-Ontario (CSCNO)	3
15. Your Neighbourhood Credit Union	3
16. Child Care Algoma	3
17. Canadian Health Labs	3
18. Santa'Ville	2
19. Ministry of the Attorney General	2
20. Northern Neighbours Nurse Practitioner-Led Clinic	2
21. Triple M Metal	2
22. Centre Victoria pour femmes	2
23. Ministry of Children, Community and Social Services	2
24. Adecco Canada	2
25. CarePartners	2
26. Wendell Farquhar Trucking	2
27. Science North	2
28. Ontario Health	2

1 - 50 / 104 &lt; &gt;

## TOP HIRING SECTORS BY 2-DIGIT NAICS CODE

*What sectors are hiring?*


	2-DIGIT NAICS LABEL	NAICS CODE	POSTING COUNT	AVG POSTING LENGTH IN DAYS	MEDIAN POSTING LENGTH IN DAYS
1.	Health care and social assistance	62	377	21.0	20
2.	Retail trade	44-45	237	21.5	20
3.	Public administration	91	206	28.8	20
4.	Accommodation and food services	72	170	36.4	20
5.	Administrative and support, waste management and remediation services	56	166	24.0	20
6.	Mining, quarrying, and oil and gas extraction	21	127	35.5	20
7.	Educational services	61	115	19.4	20
8.	Transportation and warehousing	48-49	108	21.2	20
9.	Professional, scientific and technical services	54	89	27.2	20
10.	Construction	23	80	26.3	20
11.	Finance and insurance	52	79	22.6	20
12.	Manufacturing	31-33	74	29.3	20
13.	Other services (except public administration)	81	68	43.3	22
14.	Arts, entertainment and recreation	71	48	19.7	20
15.	Wholesale trade	41	38	34.6	20
16.	Management of companies and enterprises	55	34	25.6	20
17.	Real estate and rental and leasing	53	18	27.8	20
18.	Information and cultural industries	51	16	48.0	35.5
19.	Utilities	22	14	28.7	20
20.	Agriculture, forestry, fishing and hunting	11	2	20.0	20

NOTE: NAICS code 56 includes Employment Agencies. Manufacturing includes codes 31-33, Retail Trade includes codes 44-45 and Transportation and Warehousing includes codes 48-49.

## TOP HIRING SECTORS BY 3-DIGIT NAICS CODE

*What sectors are hiring?*

	3-DIGIT NAICS LABEL	NAICS CODE	POSTING COUNT ▾	AVG POSTING LENGTH IN DAYS	MEDIAN POSTING LENGTH IN DAYS
1.	Administrative and support services	561	154	24.3	20
2.	Social assistance	624	142	24.3	20
3.	Provincial and territorial public administration	912	127	28.7	20
4.	Educational services	611	115	19.4	20
5.	Mining and quarrying (except oil and gas)	212	110	38.7	20
6.	Food services and drinking places	722	103	36.2	20
7.	Hospitals	622	103	13.3	7
8.	Professional, scientific and technical services	541	89	27.2	20
9.	Ambulatory health care services	621	87	24.8	20
10.	Accommodation services	721	67	36.5	20
11.	Motor vehicle and parts dealers	441	59	23.0	20
12.	Credit intermediation and related activities	522	57	20.4	20
13.	Nursing and residential care facilities	623	45	26.2	20
14.	Aboriginal public administration	914	44	31.9	25
15.	Specialty trade contractors	238	42	30.2	20
16.	Truck transportation	484	40	20.3	20
17.	Religious, grant-making, civic, and professional and similar organizations	813	40	50.3	30
18.	Food and beverage stores	445	38	29.4	20
19.	Management of companies and enterprises	551	34	25.6	20
20.	Primary metal manufacturing	331	33	29.3	20
21.	Amusement, gambling and recreation industries	713	33	19.0	20
22.	Couriers and messengers	492	31	22.6	20
23.	Miscellaneous store retailers	453	27	18.5	20
24.	Building material and garden equipment and supplies dealers	444	24	15.3	20
25.	Local, municipal and regional public administration	913	24	24.2	20
26.	Health and personal care stores	446	23	22.5	20
27.	Building material and supplies merchant wholesalers	416	22	35.6	20
28.	Construction of buildings	236	20	18.0	20
29.	Heavy and civil engineering construction	237	18	24.1	20
30.	General merchandise stores	452	18	19.4	20
31.	Gasoline stations	447	18	21.7	20



## TOP HIRING SECTORS BY 4-DIGIT NAICS CODE

*What sectors are hiring?*

	4-DIGIT NAICS LABEL	NAICS CODE	POSTING COUNT ▾	AVG POSTING LENGTH IN DAYS	MEDIAN POSTING LENGTH IN DAYS
1.	Other provincial and territorial public administration	9129	111	28.8	20
2.	Metal ore mining	2122	110	38.7	20
3.	Employment services	5613	109	25.1	20
4.	General medical and surgical hospitals	6221	102	13.2	7
5.	Full-service restaurants and limited-service eating places	7225	85	37.7	20
6.	Individual and family services	6241	72	27.0	20
7.	Traveller accommodation	7211	59	35.7	20
8.	Depository credit intermediation	5221	46	18.5	20
9.	Aboriginal public administration	9141	44	31.9	25
10.	Elementary and secondary schools	6111	44	15.9	6
11.	Child day-care services	6244	40	22.3	20
12.	General freight trucking	4841	40	20.3	20
13.	Automobile dealers	4411	38	25.2	20
14.	Grocery stores	4451	34	29.4	20
15.	Management of companies and enterprises	5511	34	25.6	20
16.	Other schools and instruction	6116	31	17.7	7
17.	Community care facilities for the elderly	6233	30	18.6	20
18.	Community food and housing, and emergency and other relief services	6242	30	19.6	20
19.	Other amusement and recreation industries	7139	29	18.8	20
20.	Steel product manufacturing from purchased steel	3312	28	31.3	20
21.	Home health care services	6216	26	20.6	20
22.	Investigation and security services	5616	25	24.7	20
23.	Business, professional, labour and other membership organizations	8139	24	63.3	46
24.	Building material and supplies dealers	4441	23	15.0	20
25.	Community colleges and C.E.G.E.P.s	6112	23	20.4	20
26.	Other local, municipal and regional public administration	9139	23	24.4	20
27.	Health and personal care stores	4461	23	22.5	20
28.	Couriers	4921	22	22.7	20
29.	Offices of other health practitioners	6213	22	20.1	20.5
30.	Building equipment contractors	2382	19	42.1	21
31.	Accounting, tax preparation, bookkeeping and payroll services	5412	19	31.5	20

## TOP HIRING SECTORS BY 5-DIGIT NAICS CODE

*What sectors are hiring?*

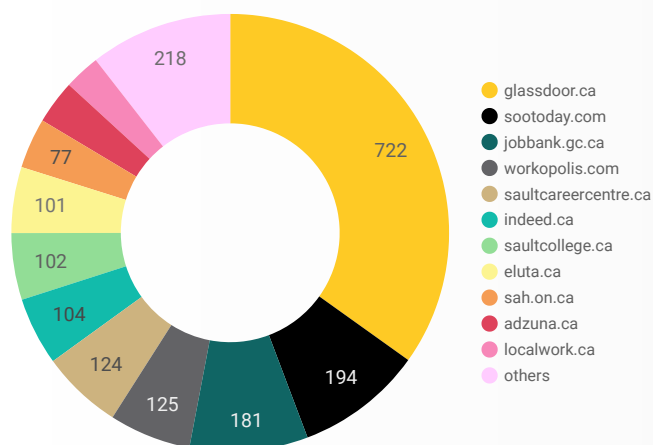
	5-DIGIT NAICS LABEL	NAICS CODE	POSTING COUNT ▾	AVG POSTING LENGTH IN DAYS	MEDIAN POSTING LENGTH IN DAYS
1.	Other provincial and territorial public administration	91291	111	28.8	20
2.	Employment placement agencies and executive search services	56131	105	25.5	20
3.	General medical and surgical hospitals	62211	102	13.2	7
4.	Gold and silver ore mining	21222	101	41.1	20
5.	Full-service restaurants and limited-service eating places	72251	85	37.7	20
6.	Hotels (except casino hotels) and motels	72111	54	37.4	20
7.	Aboriginal public administration	91411	44	31.9	25
8.	Elementary and secondary schools	61111	44	15.9	6
9.	Child day-care services	62441	40	22.3	20
10.	General freight trucking, long distance	48412	37	20.3	20
11.	Banking	52211	36	18.3	20
12.	New car dealers	44111	36	26.2	20
13.	Management of companies and enterprises	55111	34	25.6	20
14.	All other schools and instruction	61169	31	17.7	7
15.	Other individual and family services	62419	30	21.7	20
16.	Community care facilities for the elderly	62331	30	18.6	20
17.	Supermarkets and other grocery (except convenience) stores	44511	26	34.4	20
18.	Home health care services	62161	26	20.6	20
19.	Child and youth services	62411	26	23.2	20
20.	Community housing services	62422	24	20.1	20
21.	Other local, municipal and regional public administration	91391	23	24.4	20
22.	Community colleges and C.E.G.E.P.s	61121	23	20.4	20
23.	Business associations	81391	22	68.2	59
24.	Couriers	49211	22	22.7	20
25.	Offices of mental health practitioners (except physicians)	62133	20	20.2	21
26.	Accounting, tax preparation, bookkeeping and payroll services	54121	19	31.5	20
27.	Investigation, guard and armoured car services	56161	19	25.4	20
28.	Fitness and recreational sports centres	71394	18	19.9	20
29.	Department stores	45211	18	19.4	20
30.	Engineering services	54133	18	24.9	20
31.	Gasoline stations with convenience stores	44711	18	21.7	20

## TOP HIRING SECTORS BY 6-DIGIT NAICS CODE

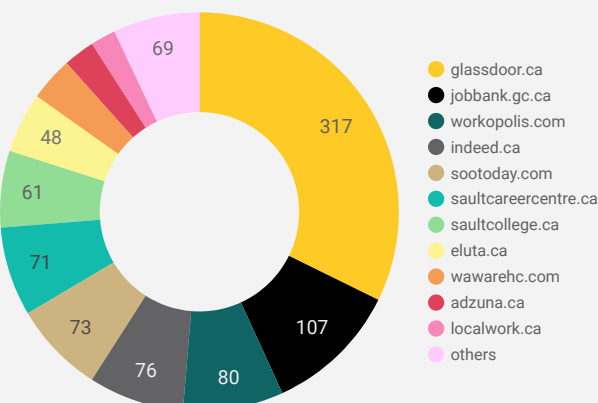
*What sectors are hiring?*

	NAICS_LABEL	NAICS CODE	POSTING COUNT ▾	AVG POSTING LENGTH IN DAYS	MEDIAN POSTING LENGTH IN DAYS
1.	Other provincial and territorial public administration	912910	111	28.8	20
2.	Employment placement agencies and executive search services	561310	105	25.5	20
3.	General (except paediatric) hospitals	622111	102	13.2	7
4.	Gold and silver ore mining	212220	101	41.1	20
5.	Limited-service eating places	722512	50	39.5	20
6.	Wholesale trade	914110	44	31.9	25
7.	Elementary and secondary schools	611110	44	15.9	6
8.	Hotels	721111	43	24.9	20
9.	Child day-care services	624410	40	22.3	20
10.	General freight trucking, long distance, truck-load	484121	36	20.3	20
11.	New car dealers	441110	36	26.2	20
12.	Full-service restaurants	722511	35	35.0	20
13.	All other schools and instruction	611690	31	17.7	7
14.	Holding companies	551113	31	24.2	20
15.	Community care facilities for the elderly	623310	30	18.6	20
16.	Other individual and family services	624190	30	21.7	20
17.	Home health care services	621610	26	20.6	20
18.	Child and youth services	624110	26	23.2	20
19.	Supermarkets and other grocery (except convenience) stores	445110	26	34.4	20
20.	Community housing services	624220	24	20.1	20
21.	Other local, municipal and regional public administration	913910	23	24.4	20
22.	Community colleges and C.E.G.E.P.s	611210	23	20.4	20
23.	Business associations	813910	22	68.2	59
24.	Couriers	492110	22	22.7	20
25.	Offices of mental health practitioners (except physicians)	621330	20	20.2	21
26.	Corporate and institutional banking industry	522112	20	19.2	20
27.	Offices of accountants	541212	19	31.5	20
28.	Gasoline stations with convenience stores	447110	18	21.7	20
29.	Fitness and recreational sports centres	713940	18	19.9	20
30.	Department stores	452110	18	19.4	20
31.	Engineering services	541330	18	24.9	20

## JOB POSTINGS BY JOB BOARD

*What share of unique job postings appear on each job board?*


## COMPANIES BY JOB BOARD

*What share of unique job postings appear on each job board?*


## JOB POSTING DETAILS BY JOB BOARD

*How does job posting activity differ by job board?*

	JOB BOARD	POSTING COUNT	AVG POSTING LENGTH IN DAYS	MEDIAN POSTING LENGTH IN DAYS	# OF COMPANIES
1.	glassdoor.ca	722	20.7	20	317
2.	sootoday.com	194	52.0	57	73
3.	jobbank.gc.ca	181	52.0	37	107
4.	workopolis.com	125	74.0	74	80
5.	saultcareercentre.ca	124	25.7	29	71
6.	indeed.ca	104	19.4	20	76
7.	saultcollege.ca	102	31.1	22	61
8.	eluta.ca	101	20.0	20	48
9.	sah.on.ca	77	6.3	6	1
10.	adzuna.ca	67	16.3	14	25
11.	localwork.ca	55	5.9	5	20
12.	wawarehc.com	45	40.5	32	35
13.	employmentoptions.ca	43	11.0	11	20
14.	jobillico.com	32	35.9	23	14
15.	gojobs.gov.on.ca	24	35.8	18	7
16.	network.applytoeducation.com	23	6.1	6	2
17.	metisnation.org	11			1
18.	kijiji.ca	10	15.0	15	6