

JOB DEMAND REPORT

NOVEMBER 2022

HIGHLIGHTS

JOB POSTINGS BY THE NUMBERS

POSTING COUNT	NEW THIS MONTH	COMPANIES	JOB BOARDS
2,206	840	728	26

OF DAYS POSTED

AVERAGE	MEDIAN
20.1	20

REPORT BUILDER

The default filter selection below will show all job demand data for the month. You can use the filters to create a customized report for the purpose of understanding a subset of the data.

OCCUPATION FILTERS

SKILL TYPE NAME / 1-DIGIT NOC	▼
MAJOR GROUP / 2-DIGIT NOC	▼
MINOR GROUP / 3-DIGIT NOC	▼
UNIT GROUP / 4-DIGIT NOC	▼
SKILL LEVEL	▼
JOB TYPE	▼
JOB DURATION	▼
ADDITIONAL LANGUAGE	▼
SPECIFIC JOB TAGS	▼

INDUSTRY/SECTOR FILTERS

HIRING SECTOR BY 2-DIGIT NAICS CODE	▼
HIRING SECTOR BY 3-DIGIT NAICS CODE	▼
HIRING SECTOR BY 4-DIGIT NAICS CODE	▼
HIRING SECTOR BY 5-DIGIT NAICS CODE	▼
HIRING SECTOR BY 6-DIGIT NAICS CODE	▼

OTHER FILTERS

MUNICIPALITY	▼
JOB BOARD	▼

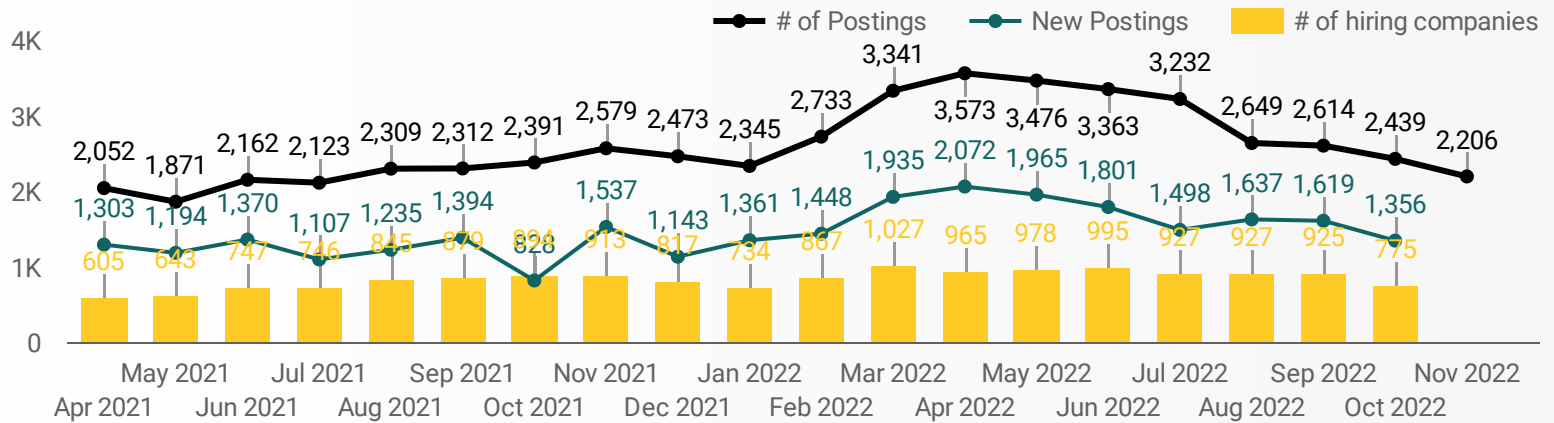
NOC = National Occupation Classification | NAICS = North American Industry Classification System

Source:

Job posting data collected by the Algoma Workforce Investment Corporation from job boards and employer websites who recruit candidates in the Algoma District and the Unorganized North Algoma District.

JOB POSTINGS BY MONTH FOR ALGOMA REGION

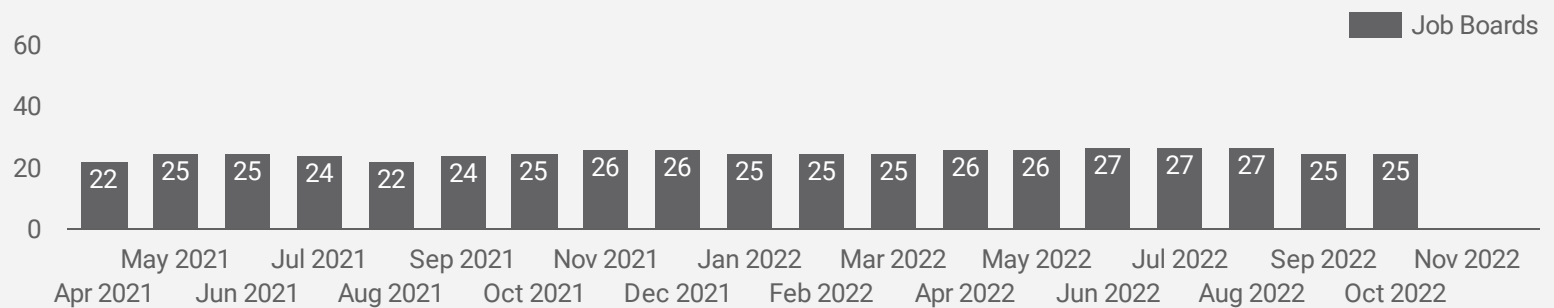
How many job postings were active for at least 1 day this month?



NOTE: This graph cannot be filtered using the controls on the cover page

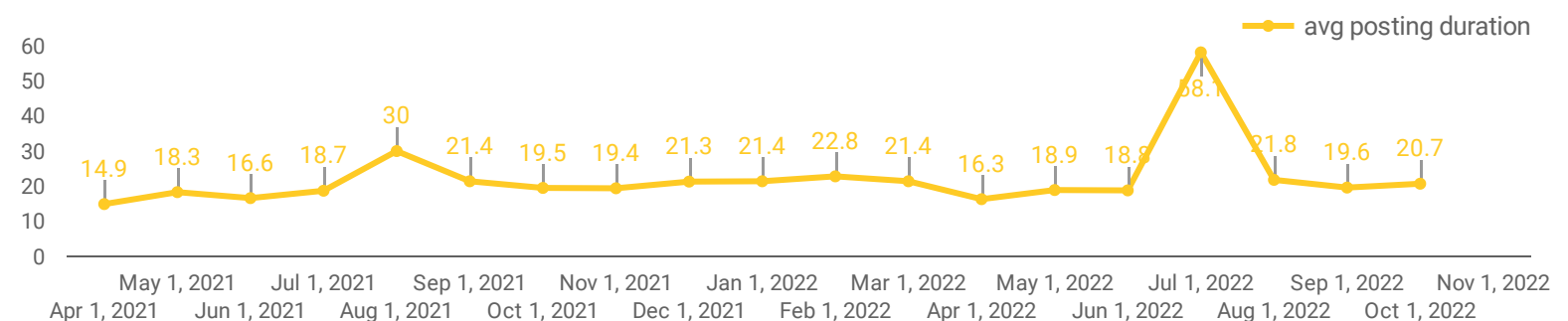
NUMBER OF ACTIVE JOB BOARDS

How many job postings were active for at least 1 day this month on these job boards?



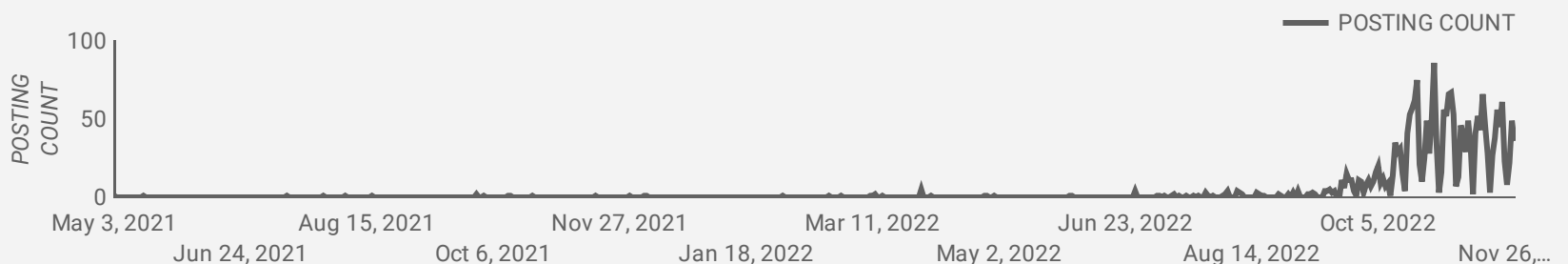
AVERAGE POSTING LENGTH BY DAYS

How long are employers having to recruit for to find candidates to fill their job vacancies?



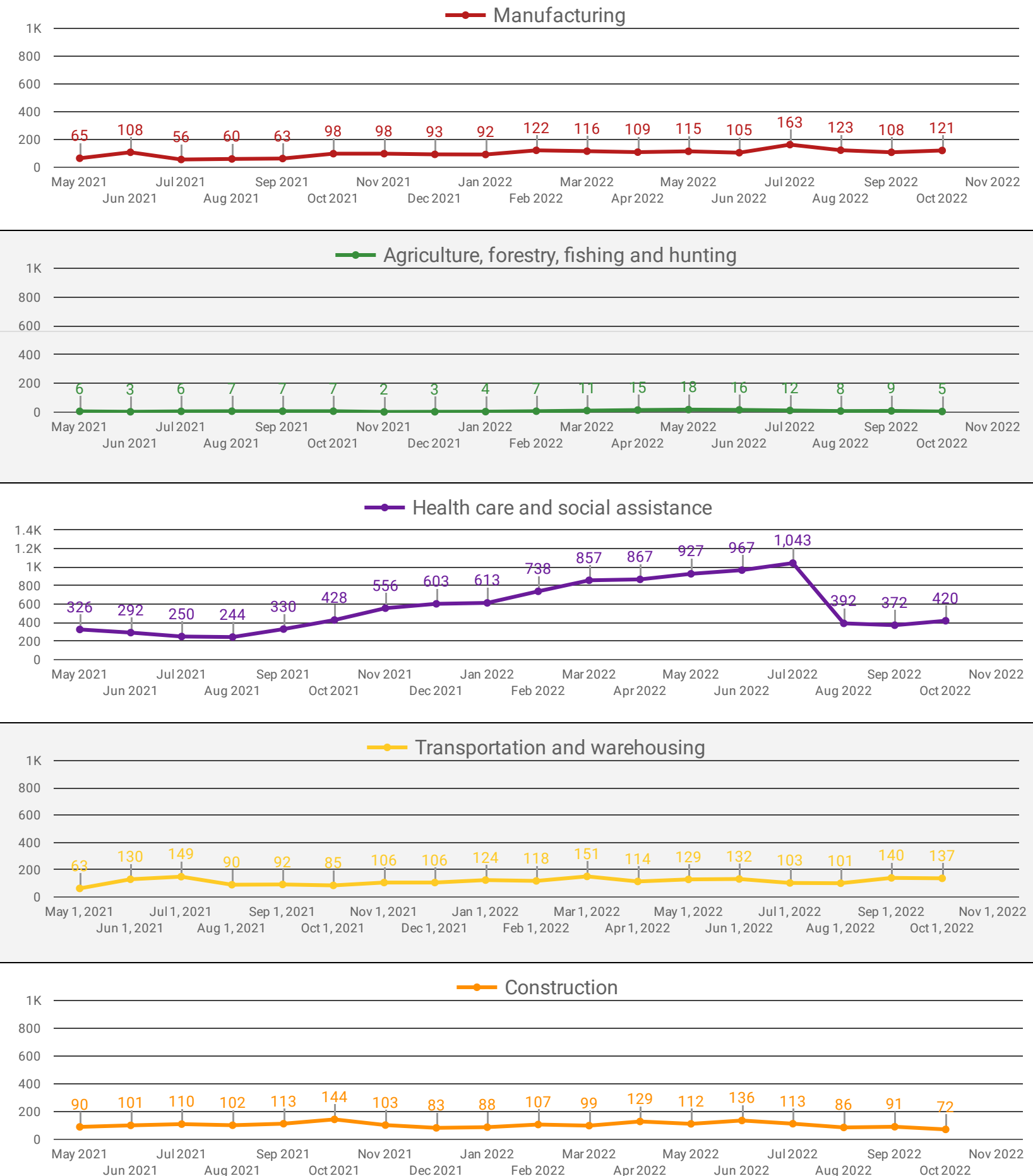
POST DATE TIMELINE FOR THIS MONTH'S ACTIVE JOB POSTINGS

How many job postings were active for at least 1 day this month?



DEMAND BY KEY SECTOR (ALGOMA & UNORGANIZED NORTH)

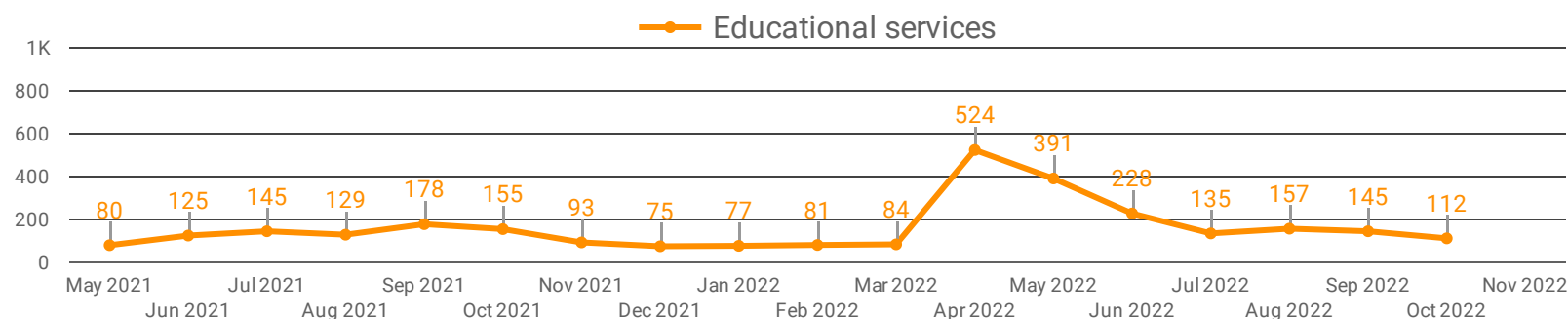
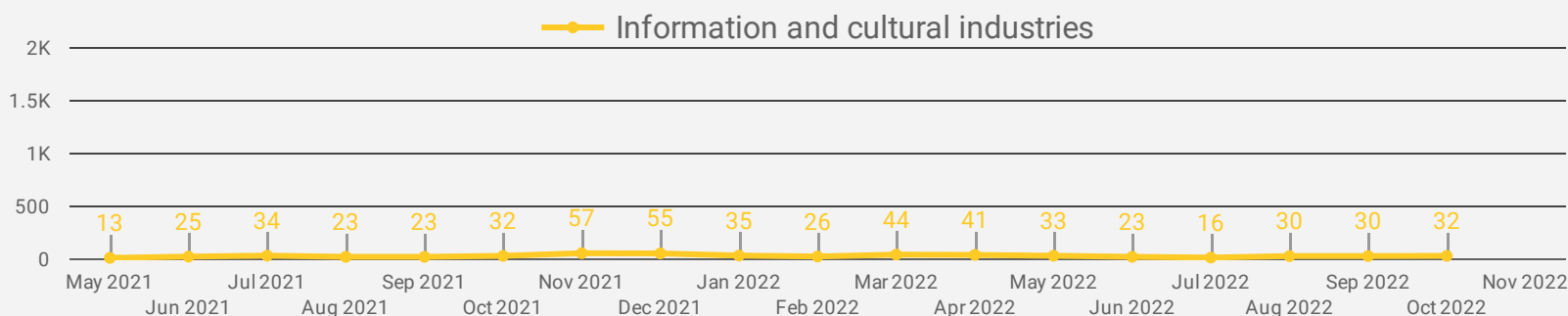
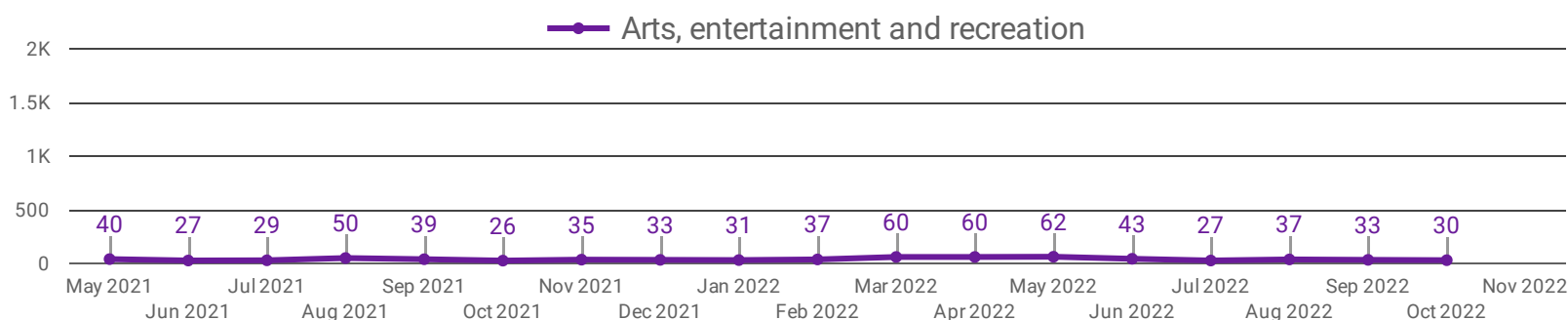
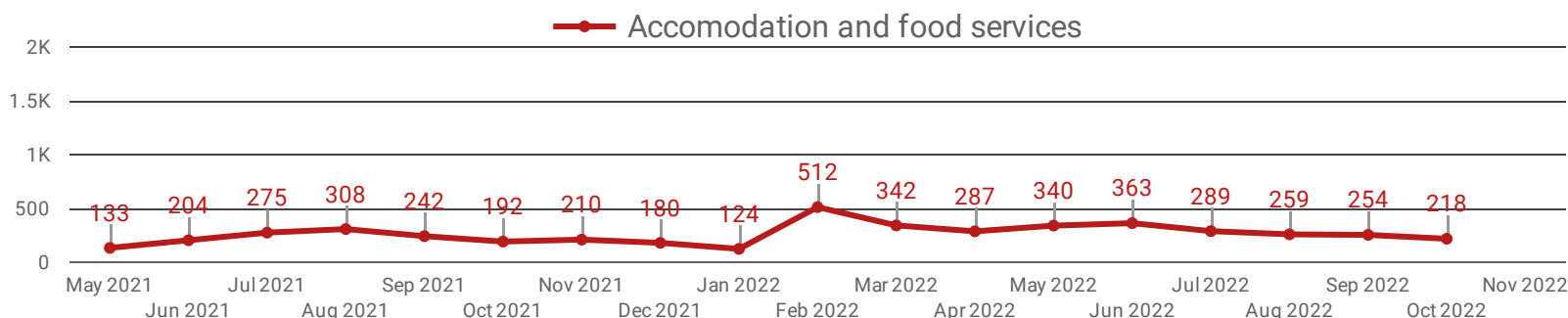
How many job postings were active for at least 1 day this month by sector?



NOTE: This graph cannot be filtered using the controls on the cover page

DEMAND BY IMPACTED SECTOR (ALGOMA & UNORGANIZED NORTH)

How many job postings were active for at least 1 day this month by sector?



NOTE: This graph cannot be filtered using the controls on the cover page

JOB POSTINGS BY MUNICIPALITY

How many job postings were active for at least 1 day this month?

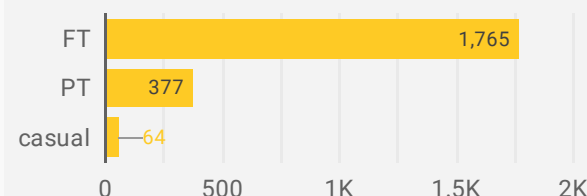
	MUNICIPALITY	POSTING COUNT	AVG POSTING LENGTH IN DAYS	MEDIAN POSTING LENGTH IN DAYS
1.	Sault Ste. Marie	1,675	18.2	19
2.	Elliot Lake	96	28.6	31
3.	Blind River	90	23.6	20
4.	Wawa	89	26.9	20
5.	Dubreulville	86	42.4	20
6.	White River	74	36.0	20
7.	Hornepayne	21	56.2	56
8.	Thessalon First Nation	20	15.8	17
9.	Garden River First Nation	17	11.3	11
10.	Macdonald, Meredith and Aberdeen Additional	7	16.0	15
11.	Bruce Mines	6	13.5	14
12.	Michipicoten First Nation	4		
13.	Johnson	4	10.5	11
14.	Huron Shores	3		
15.	Prince	3	86.0	86
16.	Searchmont Local Services Board	3	20.0	20
17.	Montreal River	2	20.0	20
18.	Goulais and District Local Services Board	2	4.0	4

1 - 21 / 21



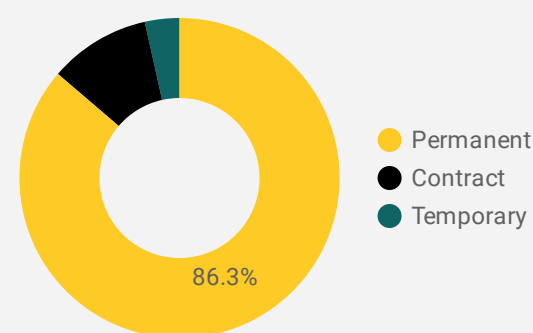
JOB TYPE

Full-time vs Part-time



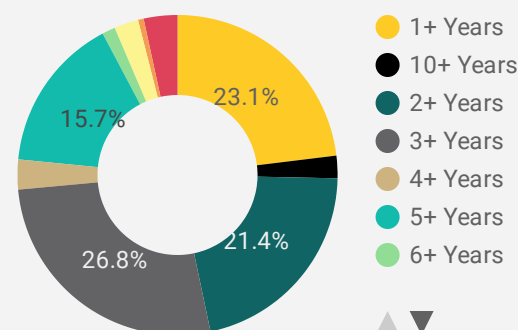
JOB DURATION

Permanency of jobs posted



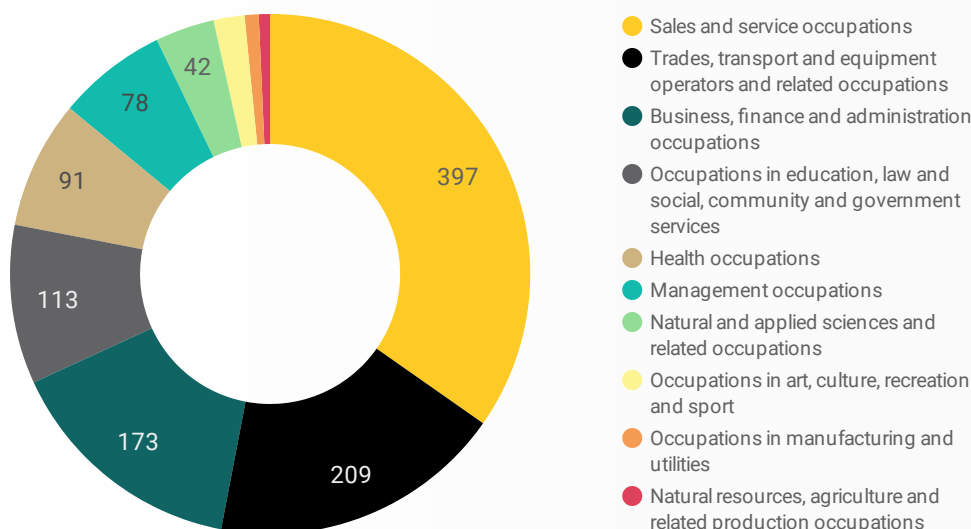
JOB EXPERIENCE

Job Postings by Experience Level Required



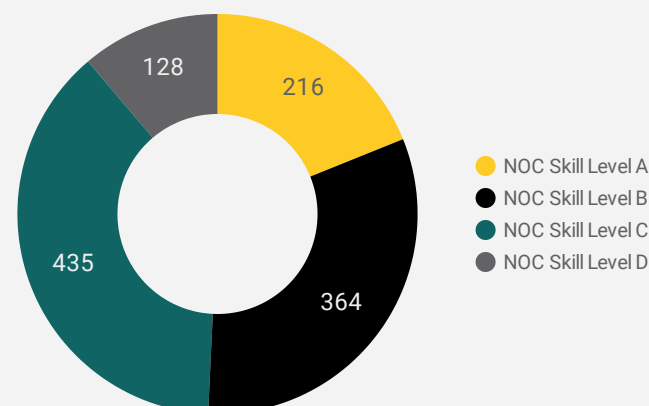
JOB POSTINGS BY JOB CATEGORY

What broad occupational category is being recruited?



JOB POSTINGS BY SKILL LEVEL

What education do occupations typically require?



Skill Level A = Usually University education | Skill Level B = Usually College education or Apprenticeship training | Skill Level C = Usually Secondary education or occupation-specific training | Skill Level D = Usually on-the-job training

TOP HIRING EMPLOYERS & AGENCIES

Who is hiring?

	COMPANY	MUNICIPALITY	POSTINGS COUNT ▾	AVG POSTING LENGTH IN DAYS	MEDIAN POSTING LENGTH IN DAYS
1.	Sault Area Hospital Foundation	Sault Ste. Marie	124	7.3	7
2.	Adzuna	Sault Ste. Marie	32	null	null
3.	GreenFirst Forest Products	Sault Ste. Marie	31	26.4	27
4.	Argonaut Gold Inc.	Dubreulville	27	19.8	20
5.	Ontario Aboriginal Housing Support Services Corporation	Sault Ste. Marie	24	19.6	20
6.	Ontario Lottery and Gaming (OLG)	Sault Ste. Marie	21	16.4	14
7.	Algoma District School Board	Sault Ste. Marie	20	9.0	9
8.	Alamos Gold Inc.	Dubreulville	20	22.8	20
9.	Employment Options	Elliot Lake	20	null	null
10.	Nogdawindamin Family and Community Services	Sault Ste. Marie	19	12.7	13
11.	Ontario Public Service - Various Ministries	Sault Ste. Marie	16	20.8	20
12.	Gateway Casinos and Entertainment Limited	Sault Ste. Marie	15	14.9	19
13.	Government of Ontario - Ministry of Natural Resources and Forestry	Sault Ste. Marie	15	17.3	17
14.	Extencicare Canada Inc.	Sault Ste. Marie	14	22.9	20
15.	Algoma & Huron-Superior Transportation Consortium	Sault Ste. Marie	14	19.3	19
16.	McDougall Energy Inc	Sault Ste. Marie	13	18.6	20
17.	Sault College	Sault Ste. Marie	13	18.8	20
18.	Lake Shore Gold Timmins West	Sault Ste. Marie	13	76.0	76
19.	Marriott International	Sault Ste. Marie	13	30.8	23
20.	Tenaris Algoma Tubes Inc.	Sault Ste. Marie	12	20.8	20
21.	Algoma University	Sault Ste. Marie	12	13.3	14
22.	Group Health Centre Trust Fund & Northern Ontario Heritage Fund Corporation	Sault Ste. Marie	12	29.0	20
23.	THRIVE Child Development Centre / Centre de d�veloppement de l�enfant	Sault Ste. Marie	12	15.2	20
24.	Pollard Banknote Ltd.	Sault Ste. Marie	12	10.2	8
25.	Raker Innovative Services	Sault Ste. Marie	12	14.0	14
26.	Ministry of the Solicitor General	Sault Ste. Marie	12	23.5	19
27.	JD Aero Technical - Sault Ste. Marie, ON	Sault Ste. Marie	12	13.9	9
28.	Algoma Steel Inc.	Sault Ste. Marie	11	27.1	20
29.	Prodigy Gold Inc.	Dubreulville	11	88.1	93
30.	KPMG LLP	Sault Ste. Marie	11	21.2	20

TOP HOURLY WAGES IN JOB POSTINGS

What are employers willing to pay to find the perfect candidate?

of Minimum Wage Job Postings

46

	JOB TITLE	COMPANY	LOCATION	HOURLY WAGE ▾
1.	Project Manager	Adecco Canada	Sault Ste. Marie	86 
2.	Mechanical Engineer	Soo Foundry & Machine	Sault Ste. Marie	55 
3.	Sprinkler Fitter / Red Seal Journeyman	Troy Life & Fire Safety Ltd.	Sault Ste. Marie	50.1 
4.	Communicative Disorders Assistant	Spark Rehabilitation Services	Sault Ste. Marie	50 
5.	Personal Support Worker (psw)	Caring Support	Sault Ste. Marie	50 
6.	Surveyor	LN Land Development Technologies Inc.	Sault Ste. Marie	50 
7.	Physiotherapist - Full Time	Sault Area Hospital Foundation	Sault Ste. Marie	49.18 
8.	Physiotherapist	Sault Area Hospital Foundation	Sault Ste. Marie	49.18 
9.	Victim Specialist - Twelve	Ministry of the Solicitor General	Elliot Lake	48.01 
10.	Rmt (registered Massage Therapist)	Lennon Family Chiropractic	Elliot Lake	48 
11.	Heavy Equipment Mechanic	Prodigy Gold Inc.	Dubreulville	47.39 
12.	Senior Systems Technician	Sault Area Hospital Foundation	Sault Ste. Marie	45.85 
13.	Electrician	Electrical Services Ltd.	Sault Ste. Marie	45 
				1 - 100 / 378 < >

TOP SALARIES IN JOB POSTINGS

What are employers willing to pay to find the perfect candidate?

	JOB TITLE	COMPANY	LOCATION	ANNUAL SALARY ▾
1.	Dentist	Heaps & Doyle	Sault Ste. Marie	300,000 
2.	Veterinarian Opportunity, Sault Ste. Marie, On	Global Talent Partners	Sault Ste. Marie	160,000 
3.	Director, Institutional Effectiveness and Planning	Algoma University	Sault Ste. Marie	133,411 
4.	Pre-owned Sales Manager	Maitland Ford	Sault Ste. Marie	120,000 
5.	Program Supervisor	Ministry of Children, Community and Social Services	Sault Ste. Marie	117,142 
6.	Program Supervisor	Ontario Ministry of Children, Community and Social Services	Sault Ste. Marie	117,142 
7.	Superviseure Ou Superviseur De Programme	Ministère des Services sociaux et communautaires	Sault Ste. Marie	117,142 
8.	IT Lead Technology Specialist	Government of Ontario - Ministry of Natural Resources and Forestry	Sault Ste. Marie	117,142 
9.	Director of Services	Algoma Family Service	Sault Ste. Marie	112,585.2 
				1 - 100 / 254 < >

TOP IN-DEMAND SKILLS

How many times were these skills found in job postings?

ACTIVE JOB POSTINGS THIS MONTH

2,206

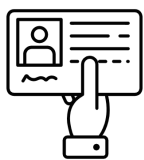


KEY JOB REQUIREMENTS

How often are these requirements desired in job postings?

ACTIVE JOB POSTINGS THIS MONTH

2,206



Driver's License

60



First Aid

123



Regular Access to a Vehicle

174



Criminal Record Check

217



Microsoft Office

194



Food Safety

24

JOB POSTINGS BY SKILL LEVEL, FREQUENCY, & DURATION

What jobs are in-demand and/or hard to fill?

	4 DIGIT NOC	4 DIGIT NOC NAME	SKILL LEVEL	POSTING COUNT ▾	AVG POSTING LENGTH IN DAYS	MEDIAN POSTING LENGTH IN DAYS
1.	6421	Retail salespersons	NOC Skill Level C	82	16.1	20
2.	4412	Home support workers housekeepers and related occupations	NOC Skill Level C	47	13.5	13.5
3.	6322	Cooks	NOC Skill Level B	40	29.2	20
4.	6552	Other customer and information services representatives	NOC Skill Level C	37	24.6	20
5.	6711	Food counter attendants kitchen helpers and related support occupations	NOC Skill Level D	36	19.2	11
6.	7511	Transport truck drivers	NOC Skill Level C	33	23.3	20
7.	4212	Social and community service workers	NOC Skill Level B	32	15.5	11
8.	1241	Administrative assistants	NOC Skill Level B	31	14.3	14.5
9.	621	Retail and wholesale trade managers	NOC Skill Level A	29	22.5	20
10.	7514	Delivery and courier service drivers	NOC Skill Level C	28	15.4	16.5
11.	6731	Light duty cleaners	NOC Skill Level D	26	18.6	20
12.	1411	General office support workers	NOC Skill Level C	25	15.2	14
13.	6733	Janitors caretakers and building superintendents	NOC Skill Level D	19	17.8	20
14.	7311	Construction millwrights and industrial mechanics	NOC Skill Level B	16	35.3	27
15.	6311	Food service supervisors	NOC Skill Level B	16	76.4	121
16.	6222	Retail and wholesale buyers	NOC Skill Level B	16	20.6	20
17.	7452	Material handlers	NOC Skill Level C	15	17.0	20
18.	6541	Security guards and related security service occupations	NOC Skill Level C	14	13.5	12.5
19.	7237	Welders and related machine operators	NOC Skill Level B	13	15.5	14
20.	7512	Bus drivers subway operators and other transit operators	NOC Skill Level C	13	10.0	3
21.	7521	Heavy equipment operators (except crane)	NOC Skill Level C	13	22.6	14
22.	6611	Cashiers	NOC Skill Level D	12	20.6	20
23.	1114	Other financial officers	NOC Skill Level A	12	18.0	20
24.	6513	Food and beverage servers	NOC Skill Level C	12	12.6	14
25.	6732	Specialized cleaners	NOC Skill Level D	12	24.3	24
26.	3142	Physiotherapists	NOC Skill Level A	11	9.4	5.5
27.	6321	Chefs	NOC Skill Level B	10	19.3	19
28.	6512	Bartenders	NOC Skill Level C	10	18.8	19.5
29.	1431	Accounting and related clerks	NOC Skill Level C	10	26.0	20
30.	111	Financial managers	NOC Skill Level A	10	18.0	10

JOB POSTINGS BY 3-DIGIT NATIONAL OCCUPATION CLASSIFICATION

What jobs are hard to fill and/or in-demand?

	3 DIGIT NOC	3 DIGIT NOC NAME	SKILL LEVEL	POSTING COUNT ▾	AVG POSTING LENGTH IN DAYS	MEDIAN POSTING LENGTH IN DAYS
1.	642	Retail salespersons	NOC Skill Level C	82	16.1	20
2.	751	Motor vehicle and transit drivers	NOC Skill Level C	74	18.6	20
3.	673	Cleaners	NOC Skill Level D	57	19.4	20
4.	441	Home care providers and educational support occupations	NOC Skill Level C	53	14.0	14
5.	632	Chefs and cooks	NOC Skill Level B	50	27.1	20
6.	655	Customer and information services representatives	NOC Skill Level C	40	24.6	20
7.	141	General office workers	NOC Skill Level C	37	17.3	16
8.	421	Paraprofessional occupations in legal, social, community and education services	NOC Skill Level B	37	14.2	11
9.	671	Food counter attendants, kitchen helpers and related support occupations	NOC Skill Level D	36	19.2	11
10.	124	Office administrative assistants - general, legal and medical	NOC Skill Level B	32	14.3	14.5
11.	062	Retail and wholesale trade managers	NOC Skill Level A	29	22.5	20
12.	111	Auditors, accountants and investment professionals	NOC Skill Level A	24	18.6	20
13.	631	Service supervisors	NOC Skill Level B	24	56.7	21
14.	731	Machinery and transportation equipment mechanics (except motor vehicles)	NOC Skill Level B	23	30.6	24.5
15.	723	Machining, metal forming, shaping and erecting trades	NOC Skill Level B	22	20.1	14
16.	651	Occupations in food and beverage service	NOC Skill Level C	22	16.4	16
17.	314	Therapy and assessment professionals	NOC Skill Level A	19	13.8	10.5
18.	752	Heavy equipment operators	NOC Skill Level C	17	22.0	20
19.	122	Administrative and regulatory occupations	NOC Skill Level B	16	15.4	15
20.	622	Technical sales specialists in wholesale trade and retail and wholesale buyers	NOC Skill Level B	16	20.6	20
21.	341	Assisting occupations in support of health services	NOC Skill Level C	16	19.2	19
22.	415	Social and community service professionals	NOC Skill Level A	16	14.1	13
23.	152	Supply chain logistics, tracking and scheduling co-ordination occupations	NOC Skill Level C	15	15.0	16
24.	745	Longshore workers and material handlers	NOC Skill Level C	15	17.0	20
25.	143	Financial, insurance and related administrative support workers	NOC Skill Level C	15	23.1	20
26.	112	Human resources and business service professionals	NOC Skill Level A	15	19.9	19
27.	654	Security guards and related security service occupations	NOC Skill Level C	14	13.5	12.5
28.	011	Senior managers - construction, transportation, production and utilities	NOC Skill Level A	13	20.2	19

JOB POSTINGS BY 2-DIGIT NATIONAL OCCUPATION CLASSIFICATION

What jobs are hard to fill and/or in-demand?

	2 DIGIT NOC	2 DIGIT NOC NAME	SKILL LEVEL	POSTING COUNT ▾	AVG POSTING LENGTH IN DAYS	MEDIAN POSTING LENGTH IN DAYS
1.	75	Transport and heavy equipment operation and related maintenance occupations	NOC Skill Level C	97	19.6	20
2.	67	Service support and other service occupations, n.e.c.	NOC Skill Level D	96	19.3	20
3.	65	Service representatives and other customer and personal services occupations	NOC Skill Level C	88	23.5	20
4.	63	Service supervisors and specialized service occupations	NOC Skill Level B	84	36.9	20
5.	64	Sales representatives and salespersons - wholesale and retail trade	NOC Skill Level C	82	16.1	20
6.	14	Office support occupations	NOC Skill Level C	58	18.8	20
7.	44	Care providers and educational, legal and public protection support occupations	NOC Skill Level C	54	14.0	14
8.	12	Administrative and financial supervisors and administrative occupations	NOC Skill Level B	49	14.8	14.5
9.	72	Industrial, electrical and construction trades	NOC Skill Level B	46	31.3	20
10.	06	Middle management occupations in retail and wholesale trade and customer services	NOC Skill Level A	42	26.4	20
11.	73	Maintenance and equipment operation trades	NOC Skill Level B	42	39.1	22
12.	11	Professional occupations in business and finance	NOC Skill Level A	39	19.2	20
13.	31	Professional occupations in health (except nursing)	NOC Skill Level A	38	19.9	20
14.	42	Paraprofessional occupations in legal, social, community and education services	NOC Skill Level B	37	14.2	11
15.	32	Technical occupations in health	NOC Skill Level B	29	27.2	22
16.	62	Retail sales supervisors and specialized sales occupations	NOC Skill Level B	27	25.4	20
17.	21	Professional occupations in natural and applied sciences	NOC Skill Level A	22	24.5	20
18.	66	Sales support occupations	NOC Skill Level D	20	19.6	20
19.	22	Technical occupations related to natural and applied sciences	NOC Skill Level B	20	16.6	20
20.	15	Distribution, tracking and scheduling co-ordination occupations	NOC Skill Level C	19	16.4	17
21.	74	Other installers, repairers and servicers and material handlers	NOC Skill Level C	18	17.3	20
22.	01	Senior managers - construction, transportation, production and utilities	NOC Skill Level A	18	20.1	19
23.	41	Professional occupations in law and social, community and government services	NOC Skill Level A	18	14.5	14
24.	34	Assisting occupations in support of health services	NOC Skill Level C	16	19.2	19
25.	52	Technical occupations in art, culture, recreation and sport	NOC Skill Level B	12	29.3	21
26.	51	Professional occupations in art and culture	NOC Skill Level A	10	34.2	32
27.	30	Professional occupations in nursing	NOC Skill Level A	8	30.8	22.5

MULTILINGUAL JOB POSTINGS BY THE NUMBERS

ACTIVE POSTINGS	NEW POSTINGS	COMPANIES	LANGUAGES
198	0	99	3

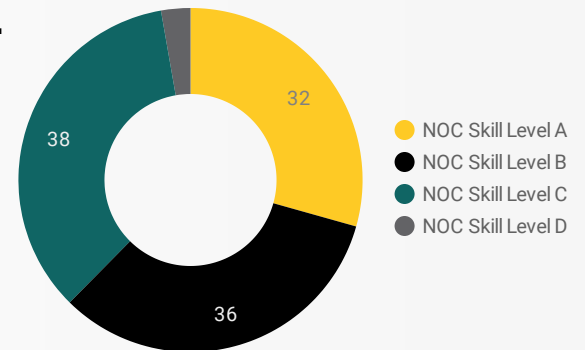
OF DAYS POSTED

AVERAGE	MEDIAN
20.2	20

MULTILINGUAL JOB POSTINGS BY SKILL LEVEL

What language skills are employers looking for by occupational skill level?

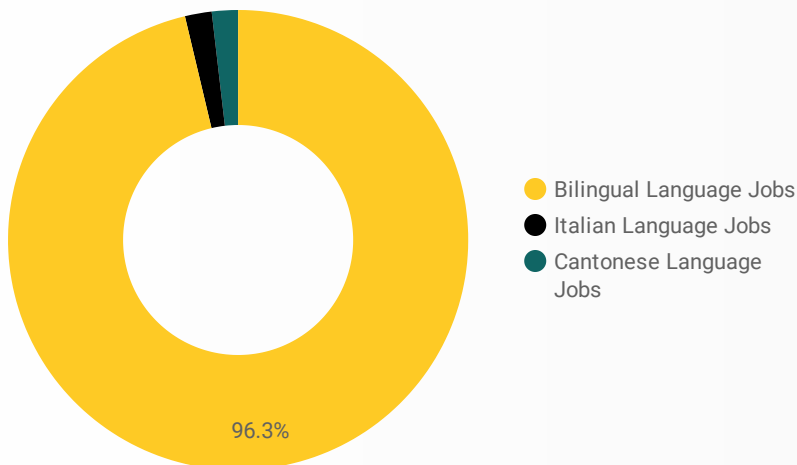
32	Skill Level A - Management/ Professional Occupations usually requiring University
36	Skill Level B - Usually college education or apprenticeship training
38	Skill Level C - Usually secondary education or occupation-specific training
3	Skill Level D - Usually on-the-job training



LANGUAGES	NOC Skill Level A	NOC Skill Level B	NOC Skill Level C	NOC Skill Level D
Bilingual Lan...	3
Italian Langu...	2	2		
Cantonese La...			2	

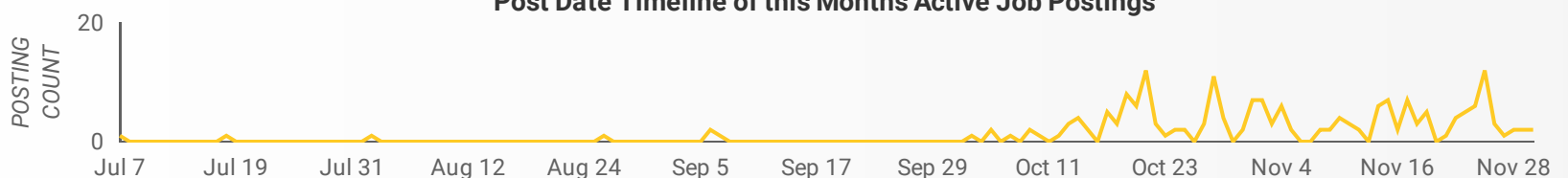
LANGUAGE SKILLS BREAKDOWN

Which kinds of language skills do employers seek?



	LANGUAGES	POSTING COUNT
1.	Bilingual Language Jobs	192
2.	Italian Language Jobs	4
3.	Cantonese Language Jobs	2

Post Date Timeline of this Month's Active Job Postings



LANGUAGE SKILLS BEING RECRUITED BY JOB CATEGORY

What language skills are sought by 1-Digit NOC?

BROAD OCCUPATIONAL CATEGORY	Bilingual Language Jobs	Italian Language Jobs	Cantonese Language Jobs	Grand total
Business, finance and administration occu...	16			16
Health occupations	12			12
Management occupations	8	2		10
Natural and applied sciences and related o...	4			4
Natural resources, agriculture and related ...	1			1
Occupations in art, culture, recreation and ...	3			3
Occupations in education, law and social, ...	14			14
Sales and service occupations	24	2	2	28
Trades, transport and equipment operator...	21			21
Grand total	103	4	2	109

MULTILINGUAL JOB POSTINGS BY MUNICIPALITY

What language skills are sought by 4-Digit NOC?

	MUNICIPALITY	JOB LANGUAGES ▾	AVG POSTING LENGTH IN DAYS	MEDIAN POSTING LENGTH IN DAYS
1.	Sault Ste. Marie	157	19.1	20
2.	Elliot Lake	17	21.5	26.5
3.	Wawa	9	40.6	20
4.	Blind River	7	11.0	11
5.	Dubreulville	4	20.0	20
6.	White River	2	35.0	35
7.	Goulais and District Local Services Board	1		
8.	Hornepayne	1		
1 - 8 / 8 < >				

LANGUAGE DEMAND BY JOB

What language skills are sought by 4-Digit NOC?

4 DIGIT NOC NAME	POSTINGS
1. Other customer and information services re...	14
2. Social and community service workers	8
3. Correspondence publication and regulatory ...	6
4. Retail and wholesale trade managers	5
5. Construction millwrights and industrial mec...	5
6. Retail salespersons	5
7. Physiotherapists	5
8. Electricians (except industrial and power sy...	4
9. Human resources professionals	3
10. Registered nurses and registered psychiatri...	3
11. Probation and parole officers and related oc...	3
12. Advertising marketing and public relations ...	3
13. Chefs	3
14. Program leaders and instructors in recreati...	3
15. Welders and related machine operators	2
16. Bus drivers subway operators and other tra...	2
17. Automotive service technicians truck and b...	2
18. Other financial officers	2
19. Food and beverage servers	2
20. Receptionists	1
21. Administrative assistants	1
22. Other automotive mechanical installers and...	1
23. Dietitians and nutritionists	1
24. Corporate sales managers	1
25. Medical laboratory technicians and patholo...	1
26. Drillers and blasters - surface mining quarr...	1
27. Social workers	1
28. General farm workers	1
29. Conservation and fishery officers	1
30. Other sales related occupations	1
31. Specialized cleaners	1

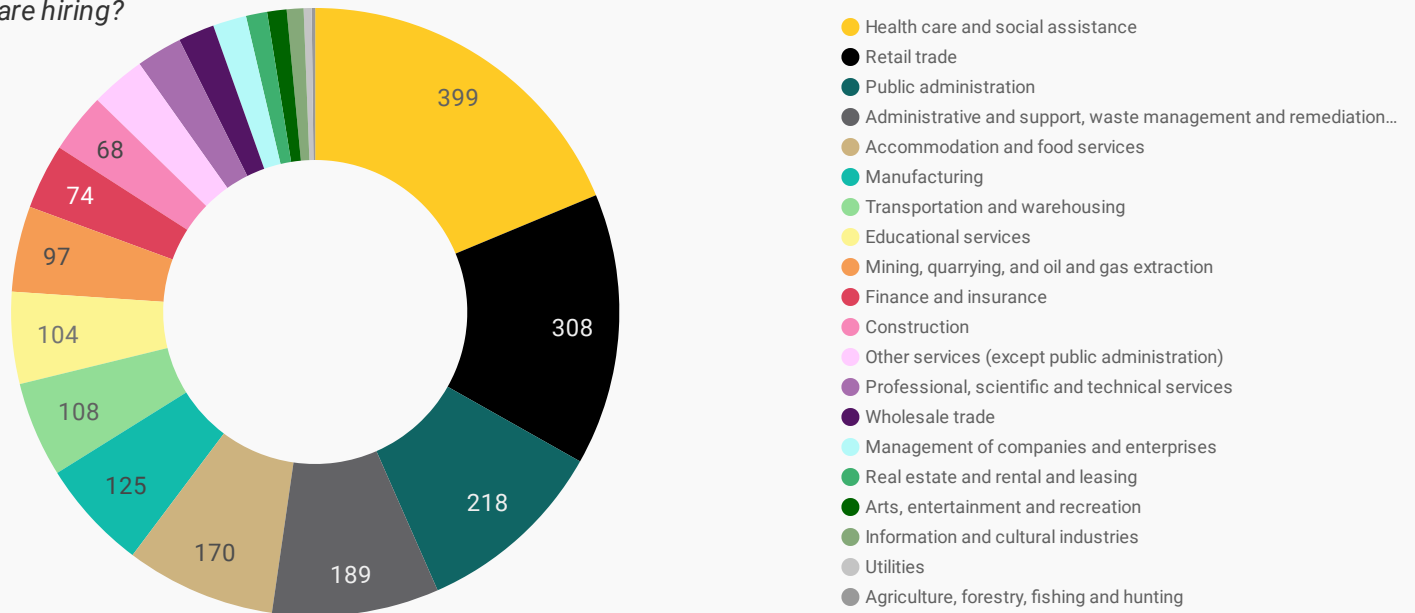
MULTILINGUAL HIRING EMPLOYERS

Which employers are seeking multilingual candidates?

COMPANY	POSTINGS
1. GreenFirst Forest Products	17
2. Home and Community Care Support Services North East/West	8
3. Algoma Public Health	8
4. Canadian Mental Health Association Algoma	7
5. Algoma Family Services	6
6. Pioneer Construction	5
7. CarePartners	5
8. Ministry of Children, Community and Social Services	4
9. Ontario Public Service - Various Ministries	4
10. Liquor Control Board of Ontario	4
11. Canadian Mental Health Association-Sault Ste. Marie Branch	4
12. THRIVE Child Development Centre / Centre de d'@veloppement de l'@enfant	4
13. Ministry of the Solicitor General	4
14. Ontario Ministry of Children, Community and Social Services	3
15. LCBO	3
16. Northside Toyota	3
17. Sitel Group	3
18. Algoma District Services Administration Board	3
19. Santa'Ville	3
20. Employment Options	3
21. Sun Life Financial	3
22. Ministry of the Attorney General	2
23. Minist'@re des Services sociaux et communautaires	2
24. Marconi Cultural Event Centre	2
25. Alamos Gold Inc.	2
26. Interfor Corporation	2
27. Triple M Metal	2
28. Scott Steel Erectors Inc.	2

TOP HIRING SECTORS BY 2-DIGIT NAICS CODE

What sectors are hiring?



	2-DIGIT NAICS LABEL	NAICS CODE	POSTING COUNT	AVG POSTING LENGTH IN DAYS	MEDIAN POSTING LENGTH IN DAYS
1.	Health care and social assistance	62	399	13.7	11
2.	Retail trade	44-45	308	19.4	20
3.	Public administration	91	218	17.5	16
4.	Administrative and support, waste management and remediation services	56	189	18.0	17.5
5.	Accommodation and food services	72	170	28.6	20
6.	Manufacturing	31-33	125	26.6	20
7.	Transportation and warehousing	48-49	108	17.5	20
8.	Educational services	61	104	12.1	10
9.	Mining, quarrying, and oil and gas extraction	21	97	48.1	20
10.	Finance and insurance	52	74	21.8	20
11.	Construction	23	68	27.2	20
12.	Other services (except public administration)	81	62	24.4	20
13.	Professional, scientific and technical services	54	52	20.0	20
14.	Wholesale trade	41	41	22.3	20
15.	Management of companies and enterprises	55	38	16.9	20
16.	Real estate and rental and leasing	53	24	20.3	20
17.	Arts, entertainment and recreation	71	22	19.4	16
18.	Information and cultural industries	51	19	38.9	41.5
19.	Utilities	22	9	14.7	14
20.	Agriculture, forestry, fishing and hunting	11	4	45.0	45

NOTE: NAICS code 56 includes Employment Agencies. Manufacturing includes codes 31-33, Retail Trade includes codes 44-45 and Transportation and Warehousing includes codes 48-49.

TOP HIRING SECTORS BY 3-DIGIT NAICS CODE

What sectors are hiring?

	3-DIGIT NAICS LABEL	NAICS CODE	POSTING COUNT ▾	AVG POSTING LENGTH IN DAYS	MEDIAN POSTING LENGTH IN DAYS
1.	Administrative and support services	561	172	18.7	19
2.	Social assistance	624	142	17.9	20
3.	Hospitals	622	129	7.5	7
4.	Provincial and territorial public administration	912	119	18.3	17
5.	Educational services	611	104	12.1	10
6.	Ambulatory health care services	621	103	17.8	15
7.	Food services and drinking places	722	97	28.3	20
8.	Mining and quarrying (except oil and gas)	212	91	49.2	20
9.	Accommodation services	721	73	28.9	20
10.	Aboriginal public administration	914	65	15.2	13
11.	Motor vehicle and parts dealers	441	62	21.5	20
12.	Food and beverage stores	445	54	21.8	20
13.	Professional, scientific and technical services	541	52	20.0	20
14.	Wood product manufacturing	321	49	36.0	27
15.	Truck transportation	484	42	18.4	19
16.	Credit intermediation and related activities	522	41	19.4	20
17.	Management of companies and enterprises	551	38	16.9	20
18.	Specialty trade contractors	238	35	19.0	20
19.	Clothing and clothing accessories stores	448	34	18.4	20
20.	Religious, grant-making, civic, and professional and similar organizations	813	32	29.6	20
21.	Couriers and messengers	492	31	15.5	20
22.	Miscellaneous store retailers	453	31	17.5	20
23.	Primary metal manufacturing	331	30	23.0	20
24.	Building material and garden equipment and supplies dealers	444	26	16.7	17
25.	Nursing and residential care facilities	623	25	20.9	20
26.	Local, municipal and regional public administration	913	23	17.4	20
27.	Furniture and home furnishings stores	442	23	16.4	20
28.	General merchandise stores	452	22	23.4	20
29.	Health and personal care stores	446	22	21.3	20
30.	Transit and ground passenger transportation	485	21	15.8	20
31.	Repair and maintenance	811	19	19.3	14

TOP HIRING SECTORS BY 4-DIGIT NAICS CODE

What sectors are hiring?

	4-DIGIT NAICS LABEL	NAICS CODE	POSTING COUNT ▾	AVG POSTING LENGTH IN DAYS	MEDIAN POSTING LENGTH IN DAYS
1.	General medical and surgical hospitals	6221	128	7.5	7
2.	Employment services	5613	108	21.6	20
3.	Other provincial and territorial public administration	9129	104	18.0	16
4.	Metal ore mining	2122	89	49.7	20
5.	Individual and family services	6241	82	17.5	14
6.	Full-service restaurants and limited-service eating places	7225	76	31.1	20
7.	Traveller accommodation	7211	67	30.2	20
8.	Aboriginal public administration	9141	65	15.2	13
9.	Elementary and secondary schools	6111	49	11.5	9
10.	Automobile dealers	4411	46	21.7	20
11.	Sawmills and wood preservation	3211	44	37.5	27
12.	Grocery stores	4451	43	17.8	20
13.	General freight trucking	4841	40	18.5	19
14.	Management of companies and enterprises	5511	38	16.9	20
15.	Clothing stores	4481	33	18.9	20
16.	Home health care services	6216	30	16.1	16.5
17.	Community food and housing, and emergency and other relief services	6242	30	19.6	20
18.	Child day-care services	6244	30	16.8	14
19.	Depository credit intermediation	5221	29	17.5	20
20.	Business, professional, labour and other membership organizations	8139	28	31.1	21
21.	Steel product manufacturing from purchased steel	3312	27	23.5	20
22.	Investigation and security services	5616	26	18.7	15
23.	Building material and supplies dealers	4441	26	16.7	17
24.	Offices of other health practitioners	6213	24	15.9	14
25.	Other local, municipal and regional public administration	9139	23	17.4	20
26.	Department stores	4521	22	23.4	20
27.	Health and personal care stores	4461	22	21.3	20
28.	Building equipment contractors	2382	21	19.6	20
29.	Special food services	7223	21	16.9	15
30.	Couriers	4921	20	17.1	20
31.	Furniture stores	4421	19	15.4	20

TOP HIRING SECTORS BY 5-DIGIT NAICS CODE

What sectors are hiring?

	5-DIGIT NAICS LABEL	NAICS CODE	POSTING COUNT ▾	AVG POSTING LENGTH IN DAYS	MEDIAN POSTING LENGTH IN DAYS
1.	General medical and surgical hospitals	62211	128	7.5	7
2.	Employment placement agencies and executive search services	56131	108	21.6	20
3.	Other provincial and territorial public administration	91291	104	18.0	16
4.	Gold and silver ore mining	21222	84	47.0	20
5.	Full-service restaurants and limited-service eating places	72251	76	31.1	20
6.	Aboriginal public administration	91411	65	15.2	13
7.	Hotels (except casino hotels) and motels	72111	52	38.1	28
8.	Elementary and secondary schools	61111	49	11.5	9
9.	New car dealers	44111	46	21.7	20
10.	Sawmills and wood preservation	32111	44	37.5	27
11.	General freight trucking, long distance	48412	40	18.5	19
12.	Other individual and family services	62419	39	15.3	13
13.	Management of companies and enterprises	55111	38	16.9	20
14.	Supermarkets and other grocery (except convenience) stores	44511	35	18.7	20
15.	Home health care services	62161	30	16.1	16.5
16.	Child day-care services	62441	30	16.8	14
17.	Business associations	81391	27	31.8	22
18.	Community housing services	62422	25	19.6	20
19.	Services for the elderly and persons with disabilities	62412	23	23.7	20
20.	Other local, municipal and regional public administration	91391	23	17.4	20
21.	Hardware stores	44413	22	16.5	17
22.	Department stores	45211	22	23.4	20
23.	Food service contractors	72231	21	16.9	15
24.	Couriers	49211	20	17.1	20
25.	Banking	52211	20	16.4	19.5
26.	Child and youth services	62411	20	16.5	20
27.	Furniture stores	44211	19	15.4	20
28.	School and employee bus transportation	48541	18	15.8	20
29.	Gasoline stations with convenience stores	44711	17	18.6	20
30.	Offices of dentists	62121	17	24.5	20
31.	All other schools and instruction	61169	17	6.0	3

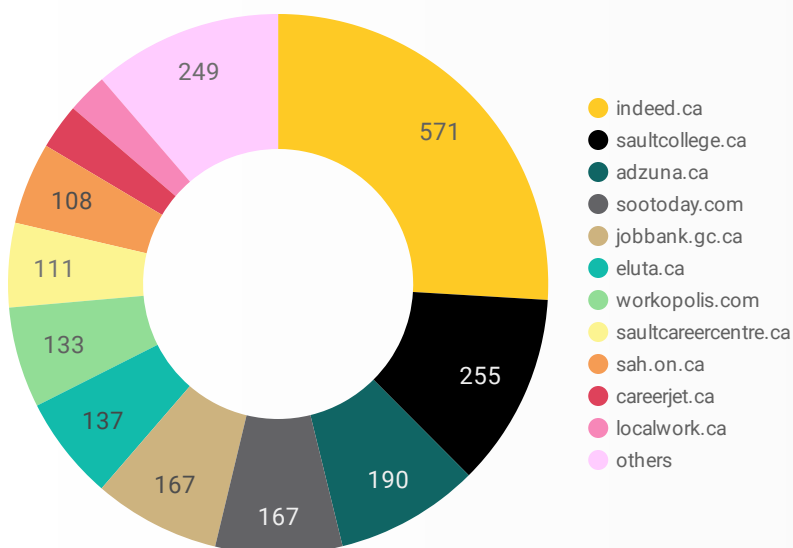
TOP HIRING SECTORS BY 6-DIGIT NAICS CODE

What sectors are hiring?

	NAICS_LABEL	NAICS CODE	POSTING COUNT ▾	AVG POSTING LENGTH IN DAYS	MEDIAN POSTING LENGTH IN DAYS
1.	General (except paediatric) hospitals	622111	128	7.5	7
2.	Employment placement agencies and executive search services	561310	108	21.6	20
3.	Other provincial and territorial public administration	912910	104	18.0	16
4.	Gold and silver ore mining	212220	84	47.0	20
5.	Wholesale trade	914110	65	15.2	13
6.	Limited-service eating places	722512	52	30.4	20
7.	Elementary and secondary schools	611110	49	11.5	9
8.	New car dealers	441110	46	21.7	20
9.	Sawmills (except shingle and shake mills)	321111	44	37.5	27
10.	Other individual and family services	624190	39	15.3	13
11.	Hotels	721111	38	29.7	23
12.	General freight trucking, long distance, truck-load	484121	38	18.9	19
13.	Holding companies	551113	36	16.5	20
14.	Supermarkets and other grocery (except convenience) stores	445110	35	18.7	20
15.	Home health care services	621610	30	16.1	16.5
16.	Child day-care services	624410	30	16.8	14
17.	Business associations	813910	27	31.8	22
18.	Community housing services	624220	25	19.6	20
19.	Full-service restaurants	722511	24	32.7	21
20.	Other local, municipal and regional public administration	913910	23	17.4	20
21.	Services for the elderly and persons with disabilities	624120	23	23.7	20
22.	Department stores	452110	22	23.4	20
23.	Hardware stores	444130	22	16.5	17
24.	Food service contractors	722310	21	16.9	15
25.	Couriers	492110	20	17.1	20
26.	Child and youth services	624110	20	16.5	20
27.	Furniture stores	442110	19	15.4	20
28.	School and employee bus transportation	485410	18	15.8	20
29.	Gasoline stations with convenience stores	447110	17	18.6	20
30.	Offices of dentists	621210	17	24.5	20
31.	All other schools and instruction	611690	17	6.0	3

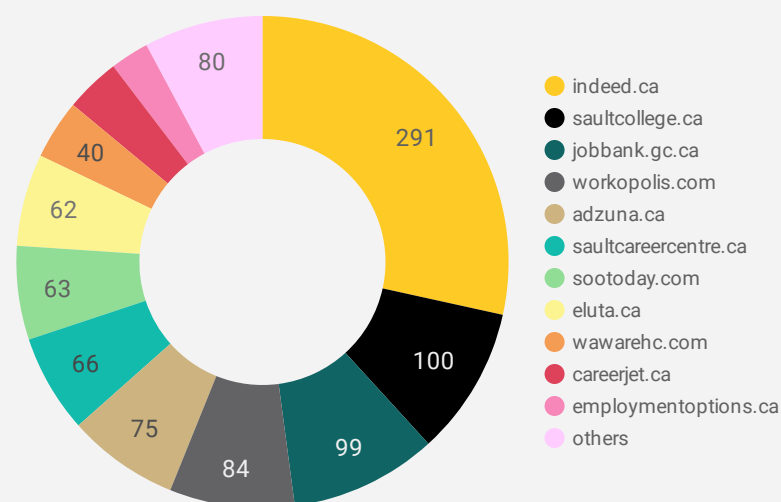
JOB POSTINGS BY JOB BOARD

What share of unique job postings appear on each job board?



COMPANIES BY JOB BOARD

What share of unique job postings appear on each job board?



JOB POSTING DETAILS BY JOB BOARD

How does job posting activity differ by job board?

	JOB BOARD	POSTING COUNT ▾	AVG POSTING LENGTH IN DAYS	MEDIAN POSTING LENGTH IN DAYS	# OF COMPANIES
1.	indeed.ca	571	19.2	20	291
2.	saultcollege.ca	255	18.2	14	100
3.	adzuna.ca	190	26.0	26	75
4.	sootoday.com	167	20.7	10	63
5.	jobbank.gc.ca	167	41.5	25	99
6.	eluta.ca	137	19.9	20	62
7.	workopolis.com	133	25.7	27	84
8.	saultcareercentre.ca	111	14.3	14	66
9.	sah.on.ca	108	6.9	7	1
10.	careerjet.ca	60	25.7	35	37
11.	localwork.ca	53	3.7	2	18
12.	wawarehc.com	50	33.1	28	40
13.	employmentoptions.ca	48	32.1	32	26
14.	jobillico.com	42	36.8	23	18
15.	gojobs.gov.on.ca	24	19.6	16	9
16.	network.applytoeducation.com	23	5.4	5	3
17.	kijiji.ca	19	15.0	15	13
18.	metisnation.org	10			1