

JOB DEMAND REPORT

SEPTEMBER 2022

HIGHLIGHTS

JOB POSTINGS BY THE NUMBERS

POSTING COUNT	NEW THIS MONTH	COMPANIES	JOB BOARDS
2,614	1,619	925	25

OF DAYS POSTED

AVERAGE	MEDIAN
19.6	14

REPORT BUILDER

The default filter selection below will show all job demand data for the month. You can use the filters to create a customized report for the purpose of understanding a subset of the data.

OCCUPATION FILTERS

SKILL TYPE NAME / 1-DIGIT NOC ▾

MAJOR GROUP / 2-DIGIT NOC ▾

MINOR GROUP / 3-DIGIT NOC ▾

UNIT GROUP / 4-DIGIT NOC ▾

SKILL LEVEL ▾

JOB TYPE ▾

JOB DURATION ▾

ADDITIONAL LANGUAGE ▾

SPECIFIC JOB TAGS ▾

OTHER FILTERS

MUNICIPALITY ▾

JOB BOARD ▾

NOC = National Occupation Classification | NAICS = North American Industry Classification System

Page 1 of 13

Source:

Job posting data collected by the Algoma Workforce Investment Corporation from job boards and employer websites who recruit candidates in the Algoma District and the Unorganized North Algoma District.

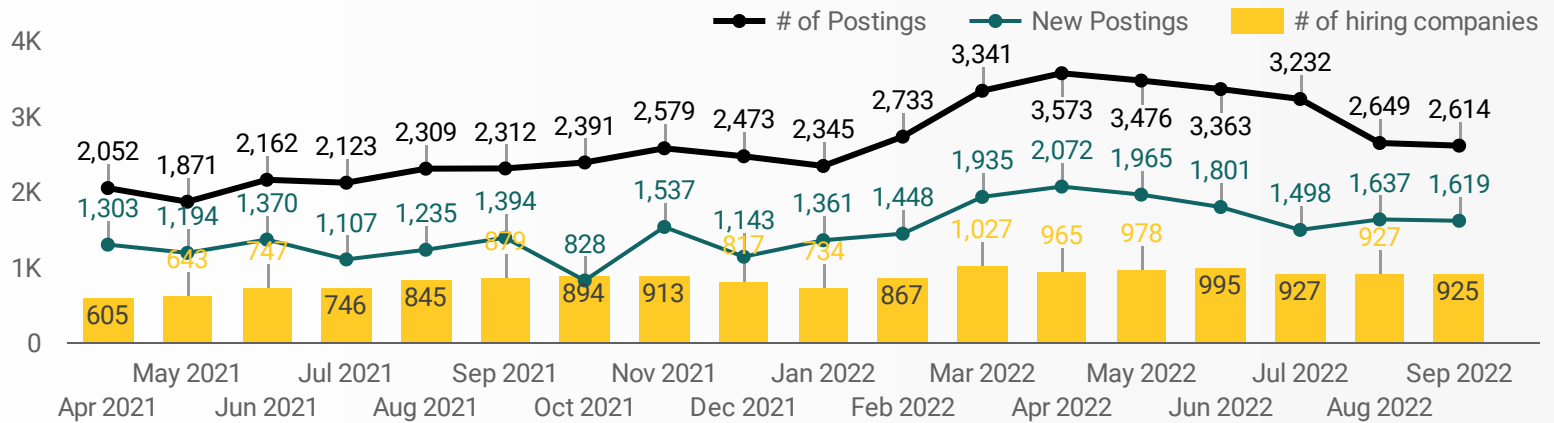


This Employment Ontario service is funded in part by the Government of Canada and the Government of Ontario.

Ce service Emploi Ontario est financé en partie par le gouvernement du Canada et le gouvernement de l'Ontario.

JOB POSTINGS BY MONTH FOR ALGOMA REGION

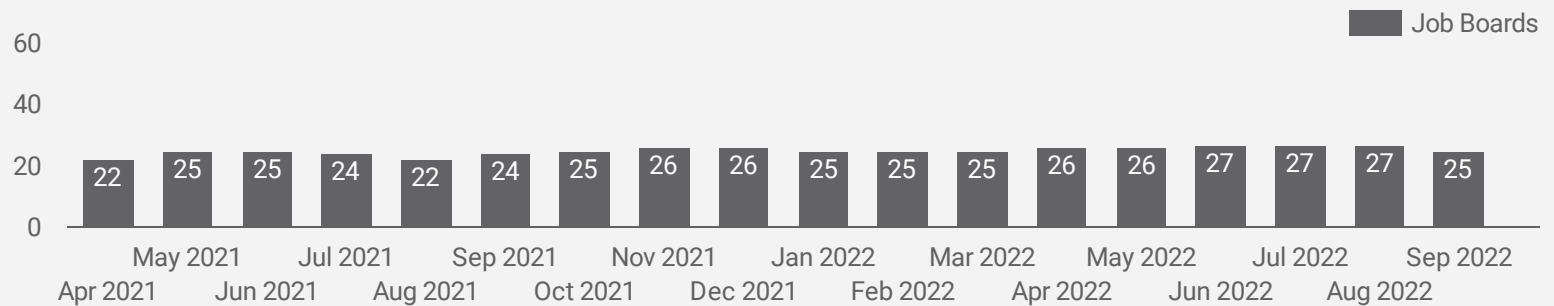
How many job postings were active for at least 1 day this month?



NOTE: This graph cannot be filtered using the controls on the cover page

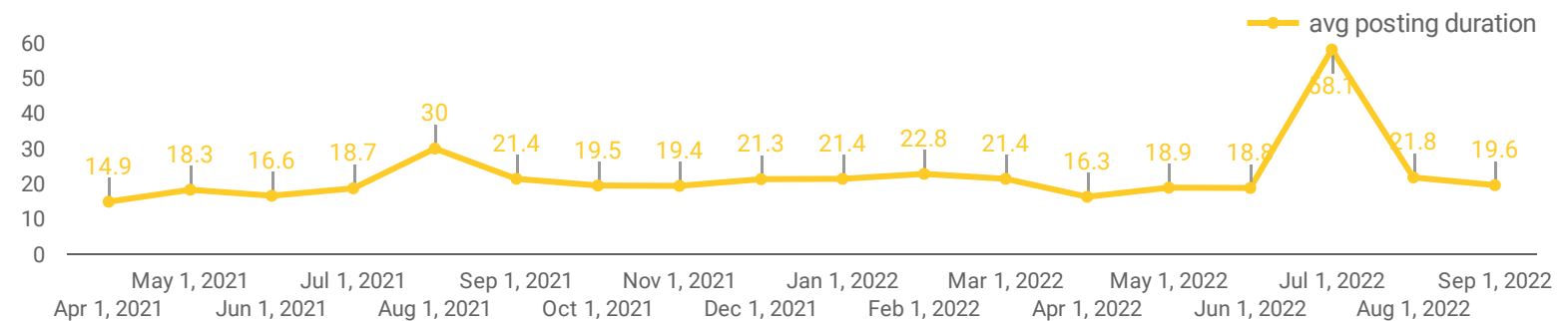
NUMBER OF ACTIVE JOB BOARDS

How many job postings were active for at least 1 day this month on these job boards?




AVERAGE POSTING LENGTH BY DAYS

How long are employers having to recruit for to find candidates to fill their job vacancies?



POST DATE TIMELINE FOR THIS MONTH'S ACTIVE JOB POSTINGS

How many job postings were active for at least 1 day this month?



JOB POSTINGS BY MUNICIPALITY

How many job postings were active for at least 1 day this month?

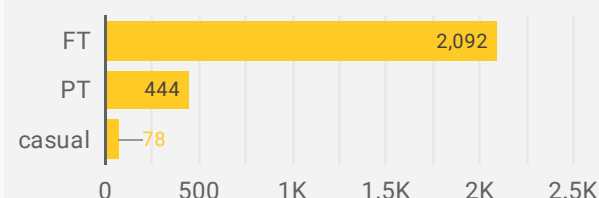
	MUNICIPALITY	POSTING COUNT	AVG POSTING LENGTH IN DAYS	MEDIAN POSTING LENGTH IN DAYS
1.	Sault Ste. Marie	1,898	17.5	14
2.	Dubreulville	152	18.1	14
3.	Wawa	152	30.7	20
4.	Elliot Lake	130	21.0	22
5.	Blind River	76	26.3	20
6.	White River	61	46.6	30
7.	Hornepayne	41	22.1	20
8.	Macdonald, Meredith and Aberdeen Additional	21	15.9	20
9.	Garden River First Nation	18	12.5	13
10.	Prince	16	89.8	73
11.	Johnson	11	11.9	6
12.	Huron Shores	9	13.6	14
13.	Thessalon First Nation	8	14.1	14
14.	Bruce Mines	6	9.8	12
15.	Goulais and District Local Services Board	4	33.3	14
16.	Laird	2	28.5	29
17.	Hawk Junction Local Services Board	2	43.0	43
18.	Poplar Dale	1		

1 - 24 / 24



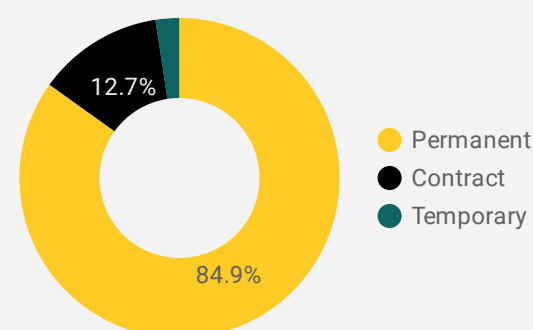
JOB TYPE

Full-time vs Part-time



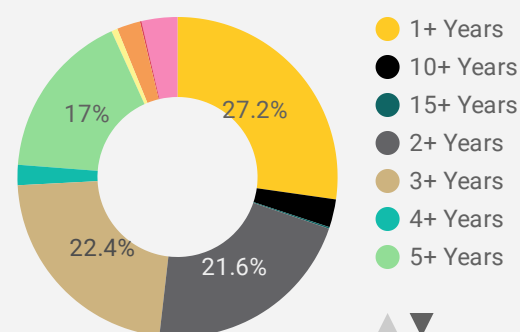
JOB DURATION

Permanency of jobs posted



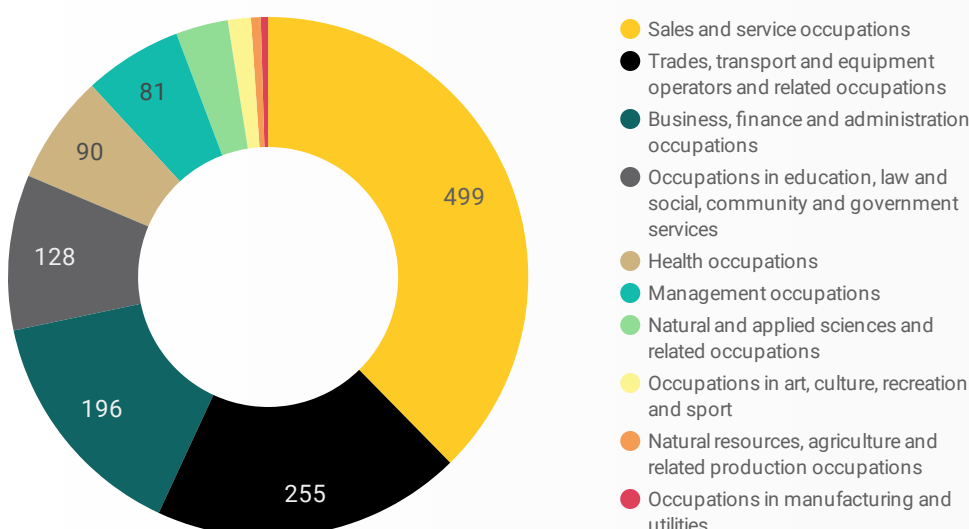
JOB EXPERIENCE

Job Postings by Experience Level Required



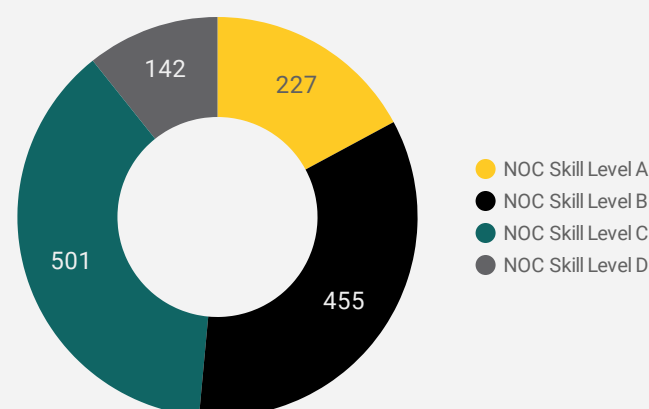
JOB POSTINGS BY JOB CATEGORY

What broad occupational category is being recruited?



JOB POSTINGS BY SKILL LEVEL

What education do occupations typically require?



Skill Level A = Usually University education | Skill Level B = Usually College education or Apprenticeship training | Skill Level C = Usually Secondary education or occupation-specific training | Skill Level D = Usually on-the-job training

TOP HIRING EMPLOYERS & AGENCIES

Who is hiring?

	COMPANY	MUNICIPALITY	POSTINGS COUNT ▾	AVG POSTING LENGTH IN DAYS	MEDIAN POSTING LENGTH IN DAYS
1.	Sault Area Hospital	Sault Ste. Marie	99	7.6	7
2.	Employment Options	Elliot Lake	66	29.5	30
3.	Alamos Gold Inc.	Dubreulville	36	9.4	9
4.	OLG	Sault Ste. Marie	36	14.1	14
5.	Adzuna	Sault Ste. Marie	30	14.0	14
6.	Algoma University	Sault Ste. Marie	26	18.7	20
7.	Algoma District School Board	Sault Ste. Marie	25	4.7	5
8.	Nogdawindamin Family and Community Services	Sault Ste. Marie	25	13.2	13
9.	Marriott	Sault Ste. Marie	22	1.0	1
10.	GreenFirst Forest Products	Sault Ste. Marie	22	26.0	26
11.	Group Health Centre	Sault Ste. Marie	19	17.1	18
12.	Ontario Aboriginal Housing Services	Sault Ste. Marie	18	17.5	20
13.	Alamos Gold	Dubreulville	16	35.1	35
14.	Ontario Public Service / OPS	Sault Ste. Marie	16	20.0	20
15.	Argonaut Gold	Dubreulville	16	17.4	14
16.	Marriott International	Sault Ste. Marie	15	15.9	18
17.	Garden River First Nation	Sault Ste. Marie	15	13.0	13
18.	Delta Hotels	Sault Ste. Marie	15	33.1	35
19.	Lyons Timbermart	Sault Ste. Marie	14	17.2	20
20.	Tim Hortons Office	Wawa	14	14.9	14
21.	Ontario Lottery and Gaming	Sault Ste. Marie	14	18.5	14
22.	Extendicare Canada Inc.	Sault Ste. Marie	12	19.0	20
23.	Ledcor	Dubreulville	12	22.7	14
24.	Batchewana First Nation	Sault Ste. Marie	12	10.7	10
25.	Marriott International, Inc	Sault Ste. Marie	12	18.4	20
26.	Extendicare	Sault Ste. Marie	11	30.7	35
27.	Canadian National Railway	Hornepayne	11	16.7	20
28.	Your Independent Grocer	Sault Ste. Marie	11	16.3	14
29.	A & F Kistemaker Limited	Hornepayne	11	29.0	14
30.	Thrive Child Development Centre	Sault Ste. Marie	10	15.3	17
31.	Starbucks	Sault Ste. Marie	10	18.0	21

TOP HOURLY WAGES IN JOB POSTINGS

What are employers willing to pay to find the perfect candidate?

of Minimum Wage Job Postings

33

	JOB TITLE	COMPANY	LOCATION	HOURLY WAGE ▾
1.	Registered Physiotherapist	Novo Healthnet Limited	Sault Ste. Marie	80 <div></div>
2.	Social Worker	GoServeCare	Sault Ste. Marie	60 <div></div>
3.	Heavy Equipment Mechanic	Prodigy Gold Inc.	Dubreulville	47.39 <div></div>
4.	Millwright (M/W)	Groupe RHA	Dubreulville	47.39 <div></div>
5.	Technician - Instrumentation (M/W)	Groupe RHA	Dubreulville	47.39 <div></div>
6.	Instrumentation Technician â€” Field	Wesdome Gold Mines, Ltd.	Wawa	46.87 <div></div>
7.	Electrician	Prodigy Gold Inc.	Dubreulville	45 <div></div>
8.	Assistant Transportation Manager Job	A & F Kistemaker Limited	Hornepayne	43.75 <div></div>
9.	Assistant Transportation Manager	A & F Kistemaker Limited	Hornepayne	43.75 <div></div>
10.	Millwright	Prodigy Gold Inc.	Dubreulville	43 <div></div>
11.	Plumber	Mr Rooter Plumbing of Sault Ste. Marie	Sault Ste. Marie	40 <div></div>
12.	Millwright Industrial	Soo Foundry & Machine (1980 Limited)	Sault Ste. Marie	40 <div></div>
				1 - 100 / 335 < >

TOP SALARIES IN JOB POSTINGS

What are employers willing to pay to find the perfect candidate?

	JOB TITLE	COMPANY	LOCATION	ANNUAL SALARY ▾
1.	Dean - University Or College	Algoma University	Sault Ste. Marie	175,000 <div></div>
2.	Mining Engineer	Wesdome Gold Mines, Ltd.	Wawa	120,000 <div></div>
3.	I&it Lead Technology Specialist	Ministry of Natural Resources and Forestry	Sault Ste. Marie	117,142 <div></div>
4.	Provincial Specialist, Skilled Trades	Ministry of Labour, Immigration, Training and Skills Development	Sault Ste. Marie	117,142 <div></div>
5.	Northern Development Analyst	Ministry of Northern Development, Mines, Natural Resources and Forestry	Sault Ste. Marie	110,338 <div></div>
6.	Policy And Program Advisor, Crown Land Management	Ministry of Natural Resources and Forestry	Sault Ste. Marie	100,036 <div></div>
7.	Sales Professional	World Cars Hyundai	Sault Ste. Marie	100,000 <div></div>
8.	Building Maintenance Worker	Honeywell	Poplar Dale	95,000 <div></div>
9.	Operations Manager of Public Works	The Corporation of The City of Elliot Lake	Elliot Lake	82,304 <div></div>
10.	Amended - Indigenous Program	Ministry of Children, Community	Sault Ste. Marie	80,652 <div></div>
				1 - 100 / 141 < >

TOP IN-DEMAND SKILLS

How many times were these skills found in job postings?

ACTIVE JOB POSTINGS THIS MONTH

2,614

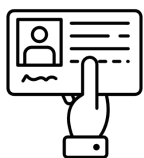


KEY JOB REQUIREMENTS

How often are these requirements desired in job postings?

ACTIVE JOB POSTINGS THIS MONTH

2,614



Driver's License

75



First Aid

177



Regular Access to a Vehicle

160



Criminal Record Check

263



Microsoft Office

200



Food Safety

17

JOB POSTINGS BY SKILL LEVEL, FREQUENCY, & DURATION

What jobs are in-demand and/or hard to fill?

	4 DIGIT NOC	4 DIGIT NOC NAME	SKILL LEVEL	POSTING COUNT ▾	AVG POSTING LENGTH IN DAYS	MEDIAN POSTING LENGTH IN DAYS
1.	6421	Retail salespersons	NOC Skill Level C	102	18.1	15.5
2.	6322	Cooks	NOC Skill Level B	61	29.0	20
3.	7511	Transport truck drivers	NOC Skill Level C	48	19.4	20
4.	6552	Other customer and information services representatives	NOC Skill Level C	44	19.4	14
5.	4212	Social and community service workers	NOC Skill Level B	42	15.2	14
6.	6711	Food counter attendants kitchen helpers and related support occupations	NOC Skill Level D	36	21.8	15
7.	6731	Light duty cleaners	NOC Skill Level D	35	23.0	14
8.	1241	Administrative assistants	NOC Skill Level B	33	19.3	13
9.	4412	Home support workers housekeepers and related occupations	NOC Skill Level C	29	20.7	14
10.	621	Retail and wholesale trade managers	NOC Skill Level A	28	24.6	20
11.	6611	Cashiers	NOC Skill Level D	24	21.8	17
12.	6513	Food and beverage servers	NOC Skill Level C	22	25.9	19
13.	6541	Security guards and related security service occupations	NOC Skill Level C	22	15.8	14
14.	6311	Food service supervisors	NOC Skill Level B	21	40.8	31.5
15.	7521	Heavy equipment operators (except crane)	NOC Skill Level C	21	18.0	14.5
16.	7512	Bus drivers subway operators and other transit operators	NOC Skill Level C	21	21.1	14
17.	7514	Delivery and courier service drivers	NOC Skill Level C	20	17.2	20
18.	6733	Janitors caretakers and building superintendents	NOC Skill Level D	20	17.6	14
19.	6222	Retail and wholesale buyers	NOC Skill Level B	19	11.1	14
20.	7311	Construction millwrights and industrial mechanics	NOC Skill Level B	18	35.4	20
21.	1114	Other financial officers	NOC Skill Level A	17	13.5	14
22.	7452	Material handlers	NOC Skill Level C	17	13.1	14
23.	1411	General office support workers	NOC Skill Level C	17	19.4	20
24.	1414	Receptionists	NOC Skill Level C	17	19.7	15
25.	4214	Early childhood educators and assistants	NOC Skill Level B	14	21.9	13
26.	1311	Accounting technicians and bookkeepers	NOC Skill Level B	14	15.5	15
27.	7535	Other automotive mechanical installers and servicers	NOC Skill Level C	13	16.0	14
28.	1512	Letter carriers	NOC Skill Level C	13	16.5	20
29.	1431	Accounting and related clerks	NOC Skill Level C	13	15.9	14
30.	6310	Other medical technologists and technicians (except dental)	NOC Skill Level B	12	21.0	20

JOB POSTINGS BY 3-DIGIT NATIONAL OCCUPATION CLASSIFICATION

What jobs are hard to fill and/or in-demand?

	3 DIGIT NOC	3 DIGIT NOC NAME	SKILL LEVEL	POSTING COUNT ▾	AVG POSTING LENGTH IN DAYS	MEDIAN POSTING LENGTH IN DAYS
1.	642	Retail salespersons	NOC Skill Level C	102	18.1	15.5
2.	751	Motor vehicle and transit drivers	NOC Skill Level C	90	19.5	20
3.	632	Chefs and cooks	NOC Skill Level B	65	28.1	20
4.	421	Paraprofessional occupations in legal, social, community and education services	NOC Skill Level B	61	17.9	14
5.	673	Cleaners	NOC Skill Level D	60	20.4	14
6.	655	Customer and information services representatives	NOC Skill Level C	44	19.4	14
7.	631	Service supervisors	NOC Skill Level B	38	34.0	20
8.	141	General office workers	NOC Skill Level C	37	19.2	20
9.	124	Office administrative assistants - general, legal and medical	NOC Skill Level B	36	18.9	13
10.	671	Food counter attendants, kitchen helpers and related support occupations	NOC Skill Level D	36	21.8	15
11.	651	Occupations in food and beverage service	NOC Skill Level C	36	22.1	18
12.	111	Auditors, accountants and investment professionals	NOC Skill Level A	32	17.2	14
13.	441	Home care providers and educational support occupations	NOC Skill Level C	30	23.6	14
14.	062	Retail and wholesale trade managers	NOC Skill Level A	28	24.6	20
15.	752	Heavy equipment operators	NOC Skill Level C	25	18.1	15
16.	661	Cashiers	NOC Skill Level D	24	21.8	17
17.	654	Security guards and related security service occupations	NOC Skill Level C	22	15.8	14
18.	415	Social and community service professionals	NOC Skill Level A	22	18.1	14
19.	731	Machinery and transportation equipment mechanics (except motor vehicles)	NOC Skill Level B	21	37.9	20
20.	321	Medical technologists and technicians (except dental health)	NOC Skill Level B	20	22.8	20
21.	622	Technical sales specialists in wholesale trade and retail and wholesale buyers	NOC Skill Level B	20	11.1	14
22.	122	Administrative and regulatory occupations	NOC Skill Level B	19	17.4	20
23.	143	Financial, insurance and related administrative support workers	NOC Skill Level C	19	16.9	16
24.	314	Therapy and assessment professionals	NOC Skill Level A	18	12.8	9
25.	745	Longshore workers and material handlers	NOC Skill Level C	17	13.1	14
26.	341	Assisting occupations in support of health services	NOC Skill Level C	17	22.8	20
27.	063	Managers in food service and accommodation	NOC Skill Level A	16	15.0	14
28.	724	Electrical trades and electrical power line and telecommunications workers	NOC Skill Level B	15	24.8	26

JOB POSTINGS BY 2-DIGIT NATIONAL OCCUPATION CLASSIFICATION

What jobs are hard to fill and/or in-demand?

	2 DIGIT NOC	2 DIGIT NOC NAME	SKILL LEVEL	POSTING COUNT ▾	AVG POSTING LENGTH IN DAYS	MEDIAN POSTING LENGTH IN DAYS
1.	75	Transport and heavy equipment operation and related maintenance occupations	NOC Skill Level C	128	18.8	19.5
2.	63	Service supervisors and specialized service occupations	NOC Skill Level B	117	28.3	20
3.	65	Service representatives and other customer and personal services occupations	NOC Skill Level C	114	19.2	14
4.	64	Sales representatives and salespersons - wholesale and retail trade	NOC Skill Level C	102	18.1	15.5
5.	67	Service support and other service occupations, n.e.c.	NOC Skill Level D	97	20.9	14
6.	14	Office support occupations	NOC Skill Level C	66	18.6	20
7.	42	Paraprofessional occupations in legal, social, community and education services	NOC Skill Level B	61	17.9	14
8.	12	Administrative and financial supervisors and administrative occupations	NOC Skill Level B	57	18.4	14
9.	73	Maintenance and equipment operation trades	NOC Skill Level B	52	29.3	20
10.	72	Industrial, electrical and construction trades	NOC Skill Level B	49	21.9	14
11.	06	Middle management occupations in retail and wholesale trade and customer services	NOC Skill Level A	45	22.0	17
12.	62	Retail sales supervisors and specialized sales occupations	NOC Skill Level B	37	25.4	14
13.	41	Professional occupations in law and social, community and government services	NOC Skill Level A	36	19.4	14
14.	11	Professional occupations in business and finance	NOC Skill Level A	36	17.2	14
15.	32	Technical occupations in health	NOC Skill Level B	35	21.5	20
16.	31	Professional occupations in health (except nursing)	NOC Skill Level A	33	17.3	15
17.	66	Sales support occupations	NOC Skill Level D	32	26.8	20
18.	44	Care providers and educational, legal and public protection support occupations	NOC Skill Level C	30	23.6	14
19.	21	Professional occupations in natural and applied sciences	NOC Skill Level A	28	21.8	20
20.	15	Distribution, tracking and scheduling co-ordination occupations	NOC Skill Level C	23	17.6	20
21.	74	Other installers, repairers and servicers and material handlers	NOC Skill Level C	19	13.2	14
22.	34	Assisting occupations in support of health services	NOC Skill Level C	17	22.8	20
23.	07	Managers in customer and personal services, n.e.c.	NOC Skill Level A	16	17.2	14
24.	01	Senior managers - construction, transportation, production and utilities	NOC Skill Level A	16	16.5	17.5
25.	22	Technical occupations related to natural and applied sciences	NOC Skill Level B	15	18.8	14
26.	13	Finance, insurance and related business administrative occupations	NOC Skill Level B	14	15.5	15
27.	52	Technical occupations in art, culture, recreation and sport	NOC Skill Level B	12	16.2	14

MULTILINGUAL JOB POSTINGS BY THE NUMBERS

ACTIVE POSTINGS	NEW POSTINGS	COMPANIES	LANGUAGES
238	0	135	4

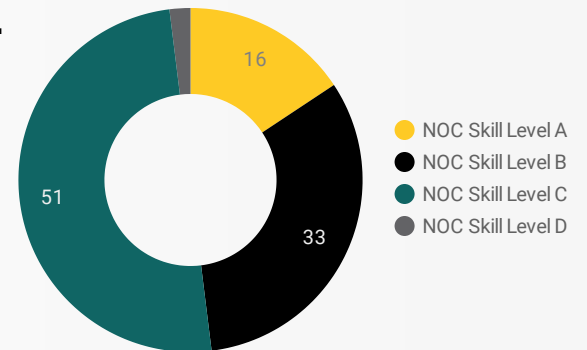
OF DAYS POSTED

AVERAGE	MEDIAN
19.7	20

MULTILINGUAL JOB POSTINGS BY SKILL LEVEL

What language skills are employers looking for by occupational skill level?

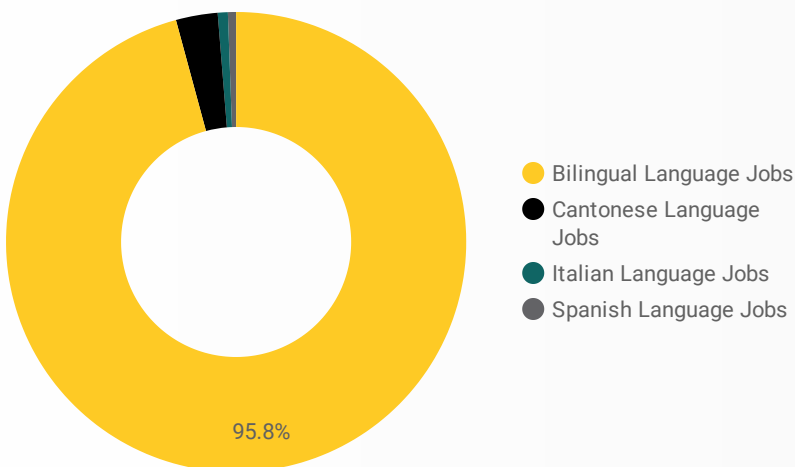
16	Skill Level A - Management/ Professional Occupations usually requiring University
33	Skill Level B - Usually college education or apprenticeship training
51	Skill Level C - Usually secondary education or occupation-specific training
2	Skill Level D - Usually on-the-job training



LANGUAGES	NOC Skill Level A	NOC Skill Level B	NOC Skill Level C	NOC Skill Level D
Bilingual Lan...	2
Cantonese La...			6	
Italian Langu...		1		

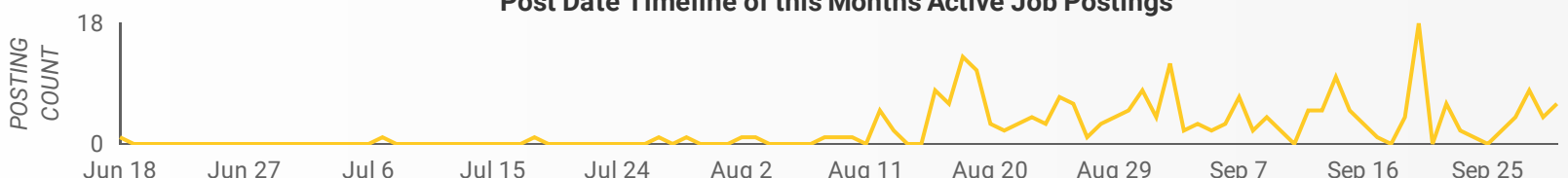
LANGUAGE SKILLS BREAKDOWN

Which kinds of language skills do employers seek?



	LANGUAGES	POSTING COUNT
1.	Bilingual Language Jobs	229
2.	Cantonese Language Jobs	7
3.	Italian Language Jobs	1
4.	Spanish Language Jobs	1

Post Date Timeline of this Month's Active Job Postings



LANGUAGE SKILLS BEING RECRUITED BY JOB CATEGORY

What language skills are sought by 1-Digit NOC?

BROAD OCCUPATIONAL CATEGORY	Bilingual Language Jobs	Cantonese Language Jobs	Italian Language Jobs	Grand total
Business, finance and administration occu...	26			26
Health occupations	6			6
Management occupations	5			5
Natural and applied sciences and related o...	3			3
Natural resources, agriculture and related ...	1			1
Occupations in art, culture, recreation and ...	1			1
Occupations in education, law and social, ...	15			15
Sales and service occupations	20	6	1	27
Trades, transport and equipment operator...	18			18
Grand total	95	6	1	102

MULTILINGUAL JOB POSTINGS BY MUNICIPALITY

What language skills are sought by 4-Digit NOC?

	MUNICIPALITY	JOB LANGUAGES ▾	AVG POSTING LENGTH IN DAYS	MEDIAN POSTING LENGTH IN DAYS
1.	Sault Ste. Marie	174	17.8	20
2.	Elliot Lake	17	19.3	15.5
3.	Wawa	16	16.8	20
4.	Dubreulville	15	23.7	27.5
5.	Blind River	4	36.7	34
6.	Huron Shores	3	10.7	9
7.	Goulais and District Local Services Board	2	52.5	52.5
8.	Hornepayne	2	7.0	7
9.	Macdonald, Meredith and Aberdeen Additional	1		
10.	Thessalon First Nation	1	11.0	11
11.	Hawk Junction Local Services Board	1	14.0	14
12.	Johnson	1		
13.	Prince	1	179.0	179
1 - 13 / 13 < >				

LANGUAGE DEMAND BY JOB

What language skills are sought by 4-Digit NOC?

4 DIGIT NOC NAME	POSTINGS ▾
1. Retail salespersons	11
2. Other customer and information services re...	10
3. Correspondence publication and regulatory ...	7
4. Home support workers housekeepers and r...	5
5. Social and community service workers	5
6. Letter carriers	5
7. Electricians (except industrial and power sy...	4
8. Construction millwrights and industrial mec...	4
9. Registered nurses and registered psychiatri...	3
10. Cooks	3
11. Retail and wholesale trade managers	3
12. Administrative assistants	3
13. Delivery and courier service drivers	2
14. General office support workers	2
15. Purchasing agents and officers	2
16. Urban and land use planners	2
17. Transport truck drivers	2
18. Physiotherapists	2
19. Family marriage and other related counsell...	2
20. Residential and commercial installers and s...	1
21. Receptionists	1
22. Program leaders and instructors in recreati...	1
23. Medical laboratory technicians and patholo...	1
24. Accounting technicians and bookkeepers	1
25. Bus drivers subway operators and other tra...	1
26. Construction inspectors	1
27. Social workers	1
28. Logging machinery operators	1
29. Corporate sales managers	1
30. Material handlers	1
31. Drillers and blasters - surface mining quarr...	1

1 - 44 / 44 < >

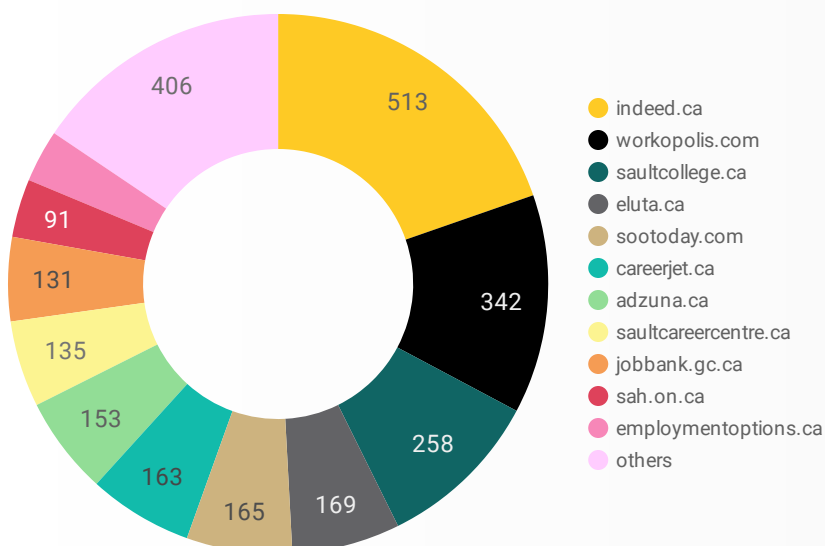
MULTILINGUAL HIRING EMPLOYERS

Which employers are seeking multilingual candidates?

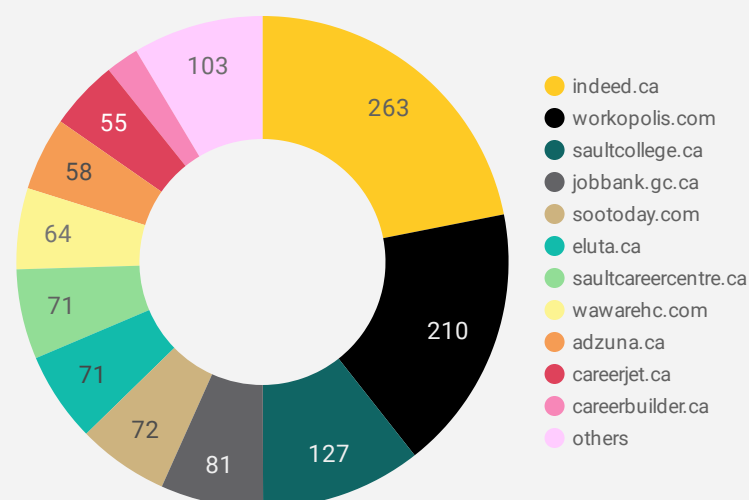
COMPANY	POSTINGS ▾
1. GreenFirst Forest Products	13
2. Employment Options	10
3. Liquor Control Board of Ontario	7
4. Canadian Mental Health Association	7
5. Conseil scolaire catholique du Nouvel-Ontario...	7
6. Algoma Family Services	6
7. Groupe RHA	6
8. Alamos Gold Inc.	5
9. BELL MOBILITY/BELL MOBILITÄ%	4
10. Conseil scolaire catholique du Nouvel-Ontario (CSCNO)	4
11. Teamrecruiter.com	4
12. Ontario Public Service / OPS	3
13. Pioneer Construction	3
14. Agero	3
15. North Shore Health Network	3
16. Workforce Inc.	2
17. Ministry of Children, Community and Social Services	2
18. Women in Crisis	2
19. Ministry of Children, Community and Social...	2
20. Orica	2
21. Adult Enrichment Center Inc.	2
22. Sun Life	2
23. Reitmans Canada Limited	2
24. Northside Mazda	2
25. City of Greater Sudbury	2
26. Child Care Algoma	2
27. Canada Post Corporation	2
28. Algoma Public Health	2
29. Enterprise Rent-A-Car	2

1 - 50 / 135 < >

JOB POSTINGS BY JOB BOARD

What share of unique job postings appear on each job board?


COMPANIES BY JOB BOARD

What share of unique job postings appear on each job board?


JOB POSTING DETAILS BY JOB BOARD

How does job posting activity differ by job board?

	JOB BOARD	POSTING COUNT ▾	AVG POSTING LENGTH IN DAYS	MEDIAN POSTING LENGTH IN DAYS	# OF COMPANIES
1.	indeed.ca	513	19.9	20	263
2.	workopolis.com	342	14.0	14	210
3.	saultcollege.ca	258	17.2	14	127
4.	eluta.ca	169	19.9	20	71
5.	sootoday.com	165	19.5	9	72
6.	careerjet.ca	163	24.9	28	55
7.	adzuna.ca	153	14.0	14	58
8.	saultcareercentre.ca	135	15.0	14	71
9.	jobbank.gc.ca	131	38.2	20	81
10.	sah.on.ca	91	7.3	7	1
11.	employmentoptions.ca	82	27.4	30	15
12.	wawarehc.com	76	46.9	53	64
13.	careerbuilder.ca	72	7.9	8	26
14.	localwork.ca	64	4.9	3	21
15.	jobillico.com	54	27.1	19	21
16.	network.applytoeducation.com	41	11.7	5	2
17.	aboriginaljobboard.ca	22	77.6	73	17
18.	gojobs.gov.on.ca	21	35.6	18	9