

JOB DEMAND REPORT

AUGUST 2022

HIGHLIGHTS

JOB POSTINGS BY THE NUMBERS

POSTING COUNT	NEW THIS MONTH	COMPANIES	JOB BOARDS
2,649	1,637	927	27

OF DAYS POSTED

AVERAGE	MEDIAN
21.8	14

REPORT BUILDER

The default filter selection below will show all job demand data for the month. You can use the filters to create a customized report for the purpose of understanding a subset of the data.

OCCUPATION FILTERS

SKILL TYPE NAME / 1-DIGIT NOC

MAJOR GROUP / 2-DIGIT NOC

MINOR GROUP / 3-DIGIT NOC

UNIT GROUP / 4-DIGIT NOC

SKILL LEVEL

JOB TYPE

JOB DURATION

ADDITIONAL LANGUAGE

SPECIFIC JOB TAGS

OTHER FILTERS

MUNICIPALITY

JOB BOARD

NOC = National Occupation Classification | NAICS = North American Industry Classification System

Page 1 of 13

Source:

Job posting data collected by the Algoma Workforce Investment Corporation from job boards and employer websites who recruit candidates in Niagara Region.

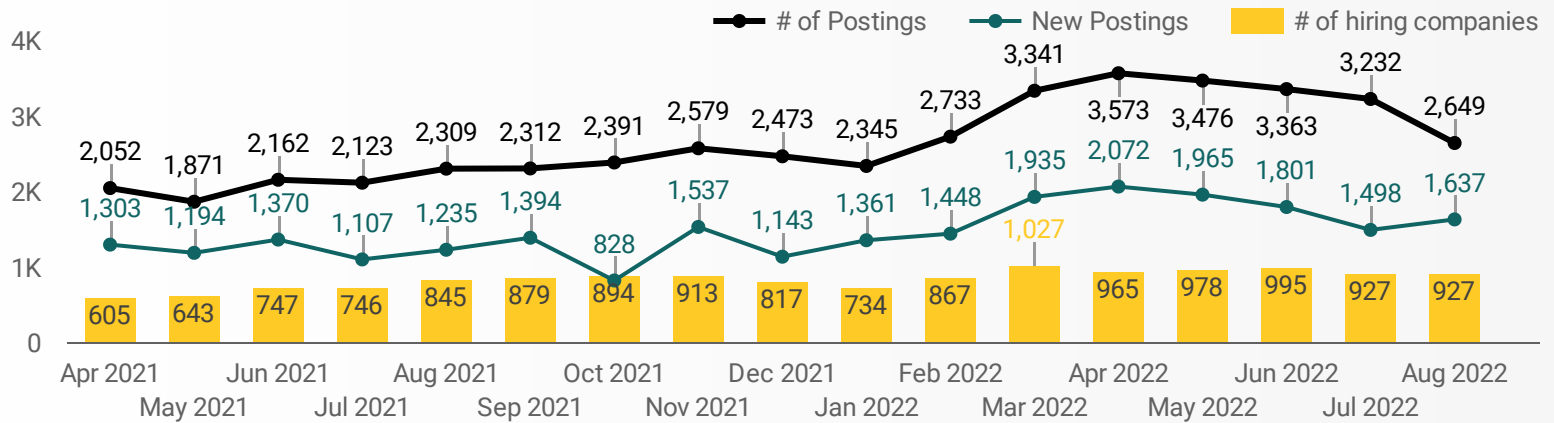


This Employment Ontario service is funded in part by the Government of Canada and the Government of Ontario.

Ce service Emploi Ontario est financé en partie par le gouvernement du Canada et le gouvernement de l'Ontario.

JOB POSTINGS BY MONTH FOR ALGOMA REGION

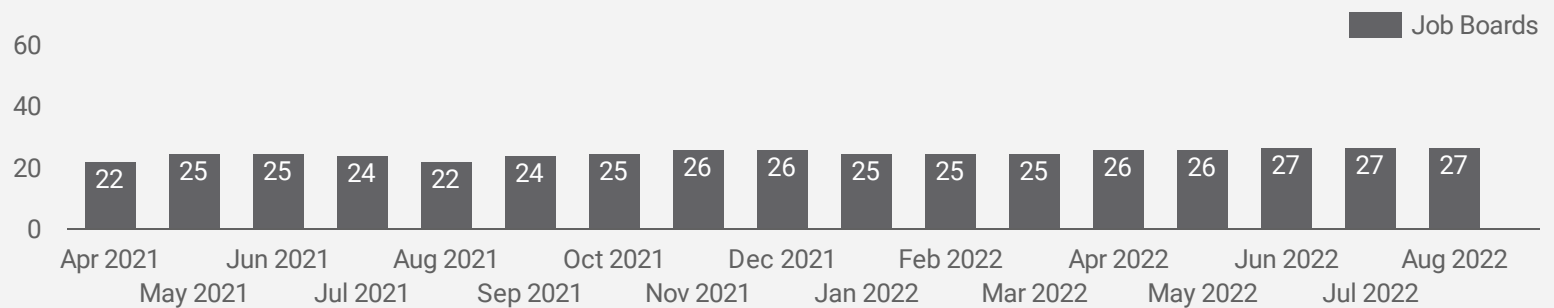
How many job postings were active for at least 1 day this month?



NOTE: This graph cannot be filtered using the controls on the cover page

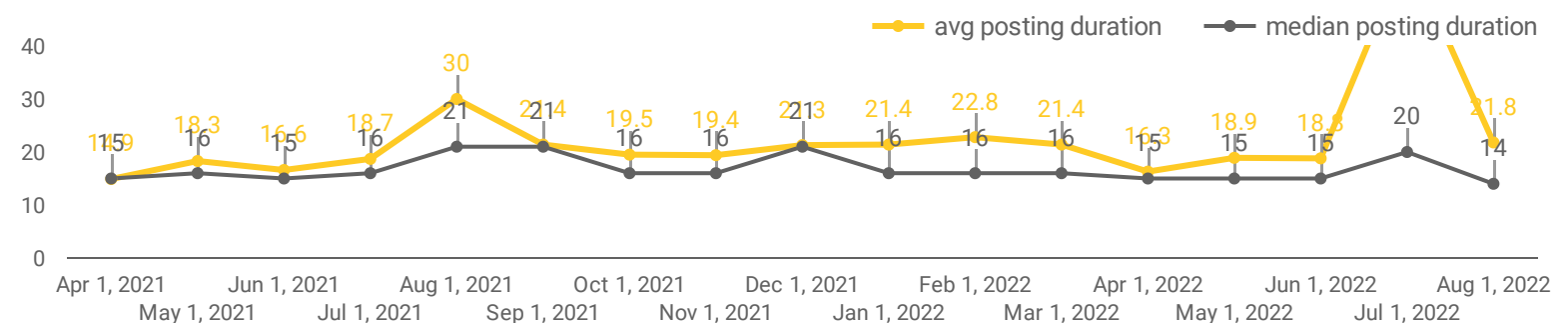
NUMBER OF ACTIVE JOB BOARDS

How many job postings were active for at least 1 day this month on these job boards?



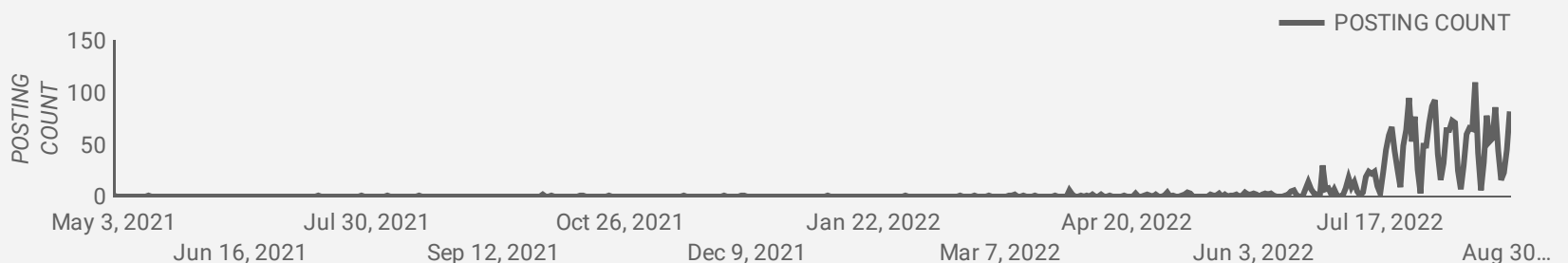
AVG & MEDIAN POSTING LENGTH BY DAYS

How long are employers having to recruit for to find candidates to fill their job vacancies?



POST DATE TIMELINE FOR THIS MONTH'S ACTIVE JOB POSTINGS

How many job postings were active for at least 1 day this month?



JOB POSTINGS BY MUNICIPALITY

How many job postings were active for at least 1 day this month?

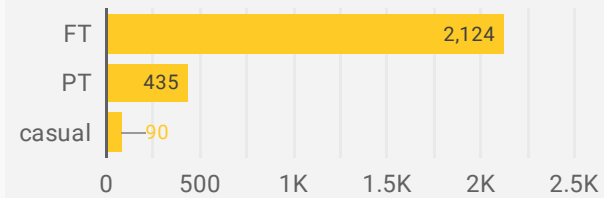
	MUNICIPALITY	POSTING COUNT	AVG POSTING LENGTH IN DAYS	MEDIAN POSTING LENGTH IN DAYS
1.	Sault Ste. Marie	1,884	18.2	14
2.	Dubreulville	184	21.6	14
3.	Wawa	183	44.5	31
4.	Elliot Lake	120	24.0	28
5.	Blind River	96	21.7	15
6.	White River	62	53.4	54
7.	Hornepayne	35	34.2	14
8.	Prince	18	80.3	73
9.	Thessalon First Nation	13	13.2	14
10.	Bruce Mines	9	12.2	14
11.	Macdonald, Meredith and Aberdeen Additional	9	15.7	20
12.	Goulais and District Local Services Board	8	24.4	14
13.	Johnson	8	10.2	3
14.	Huron Shores	6	14.0	14
15.	Laird	3	26.3	22
16.	Hawk Junction Local Services Board	3	64.0	72
17.	Garden River First Nation	2	13.0	13
18.	Serpent River First Nation	2	13.5	14

1 - 22 / 22



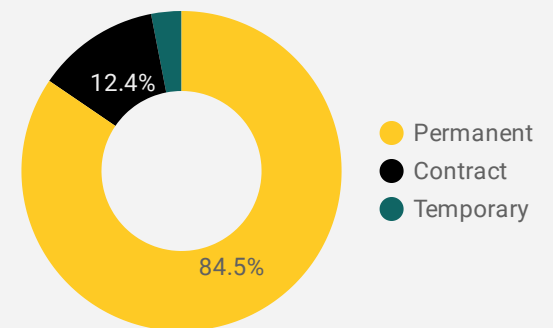
JOB TYPE

Full-time vs Part-time



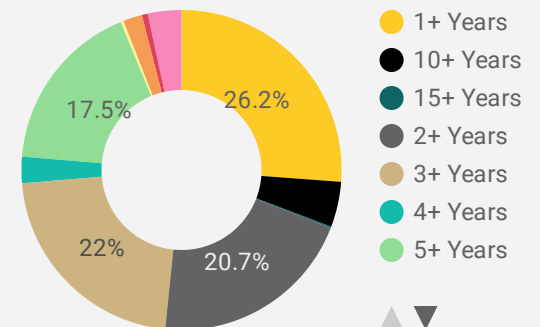
JOB DURATION

Permanency of jobs posted



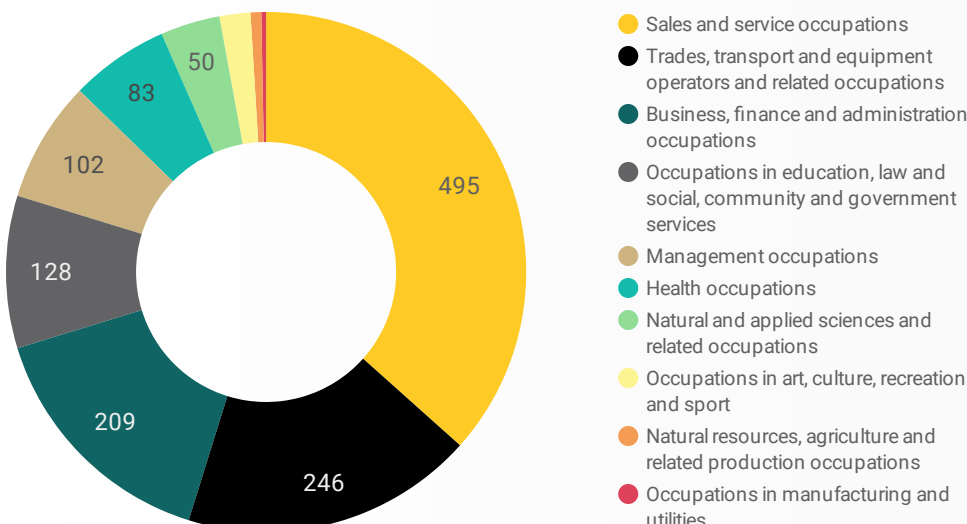
JOB EXPERIENCE

Job Postings by Experience Level Required



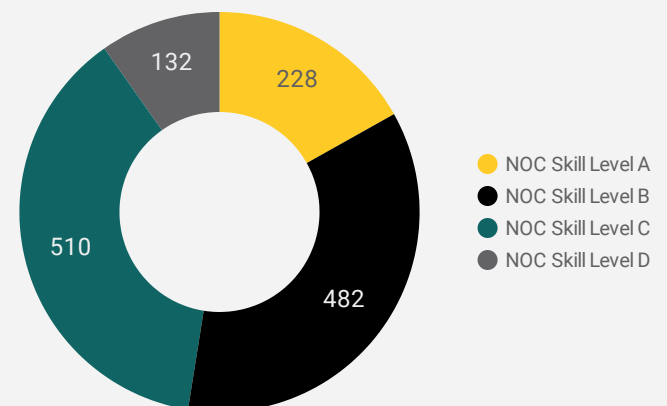
JOB POSTINGS BY JOB CATEGORY

What broad occupational category is being recruited?



JOB POSTINGS BY SKILL LEVEL

What education do occupations typically require?



Skill Level A = Usually University education | Skill Level B = Usually College education or Apprenticeship training | Skill Level C = Usually Secondary education or occupation-specific training | Skill Level D = Usually on-the-job training

TOP HIRING EMPLOYERS & AGENCIES

Who is hiring?













	COMPANY	MUNICIPALITY	POSTINGS COUNT ▾	AVG POSTING LENGTH IN DAYS	MEDIAN POSTING LENGTH IN DAYS
1.	Sault Area Hospital	Sault Ste. Marie	94	10.5	6
2.	Alamos Gold Inc.	Dubreulville	66	13.2	14
3.	Employment Options	Elliot Lake	62	32.3	31
4.	Algoma University	Sault Ste. Marie	41	17.5	17
5.	OLG	Sault Ste. Marie	36	14.0	14
6.	Alamos Gold	Dubreulville	32	29.1	35
7.	GreenFirst Forest Products	Sault Ste. Marie	22	27.5	28
8.	Marriott	Sault Ste. Marie	22	14.0	14
9.	Sault College	Sault Ste. Marie	20	16.6	17
10.	Nogdawindamin Family and Community Services	Sault Ste. Marie	19	13.6	13
11.	Algoma District School Board	Sault Ste. Marie	19	3.5	3
12.	Marriott International	Sault Ste. Marie	19	15.2	10
13.	Ontario Aboriginal Housing Services	Sault Ste. Marie	19	16.6	14
14.	Ministry of Natural Resources and Forestry	Sault Ste. Marie	18	18.1	17
15.	Group Health Centre	Sault Ste. Marie	17	16.3	15
16.	A & F Kistemaker Limited	Hornepayne	16	47.7	14
17.	Ontario Public Service / OPS	Sault Ste. Marie	16	20.0	20
18.	Manpower	Wawa	16	24.4	20
19.	Canadian Mental Health Association	Sault Ste. Marie	15	16.3	21
20.	Marriott Worldwide	Sault Ste. Marie	14	14.0	14
21.	Tim Hortons Office	Wawa	14	17.4	20
22.	McDougall Energy Inc	Sault Ste. Marie	13	20.3	20
23.	Ledcor	Dubreulville	13	21.5	14
24.	Lyons Timbermart	Sault Ste. Marie	12	13.4	14
25.	Cedarwood Lodge	Sault Ste. Marie	12	24.0	30
26.	Garden River First Nation	Sault Ste. Marie	12	12.0	13
27.	Starbucks	Sault Ste. Marie	11	18.3	21
28.	Tenaris	Sault Ste. Marie	11	21.1	14
29.	Sagamok Anishnawbek First Nation	Blind River	11	14.7	12
30.	Ontario Lottery and Gaming	Sault Ste. Marie	11	16.5	14
31.	Pilot Company	Sault Ste. Marie	11	16.5	20

TOP HOURLY WAGES IN JOB POSTINGS

What are employers willing to pay to find the perfect candidate?

of Minimum Wage Job Postings

51

	JOB TITLE	COMPANY	LOCATION	HOURLY WAGE ▾
1.	Cleaner	Employment Options	Elliot Lake	99.99 
2.	Social Worker	GoServeCare	Sault Ste. Marie	60 
3.	General Manager - Goods Production, Utilities, Transportation And Construction	A & F Kistemaker Limited	Hornepayne	49.5 
4.	Heavy Equipment Mechanic	Prodigy Gold Inc.	Dubreulville	47.39 
5.	Heavy Equipment Mechanic	Groupe RHA	Dubreulville	47.39 
6.	Technician - Instrumentation (M/W)	Groupe RHA	Dubreulville	47.39 
7.	Millwright (M/W)	Groupe RHA	Dubreulville	47.39 
8.	Instrumentation Technician â€” Field	Wesdome Gold Mines, Ltd.	Wawa	46.87 
9.	Hvac (heating, Ventilation And Air Conditioning) Engineer	S & T Group	Sault Ste. Marie	46.42 
10.	Electrician	Prodigy Gold Inc.	Dubreulville	45 
11.	Occupational (drug & Alcohol) Tester - Casual - Wawa	Northstream Safety & Rehab	Wawa	45 
12	Project Management Consultant	Sault Area Hospital	Sault Ste. Marie	43.97 
				1 - 100 / 389 < >

TOP SALARIES IN JOB POSTINGS

What are employers willing to pay to find the perfect candidate?

JOB TITLE	COMPANY	LOCATION	ANNUAL SALARY ▾
-----------	---------	----------	-----------------

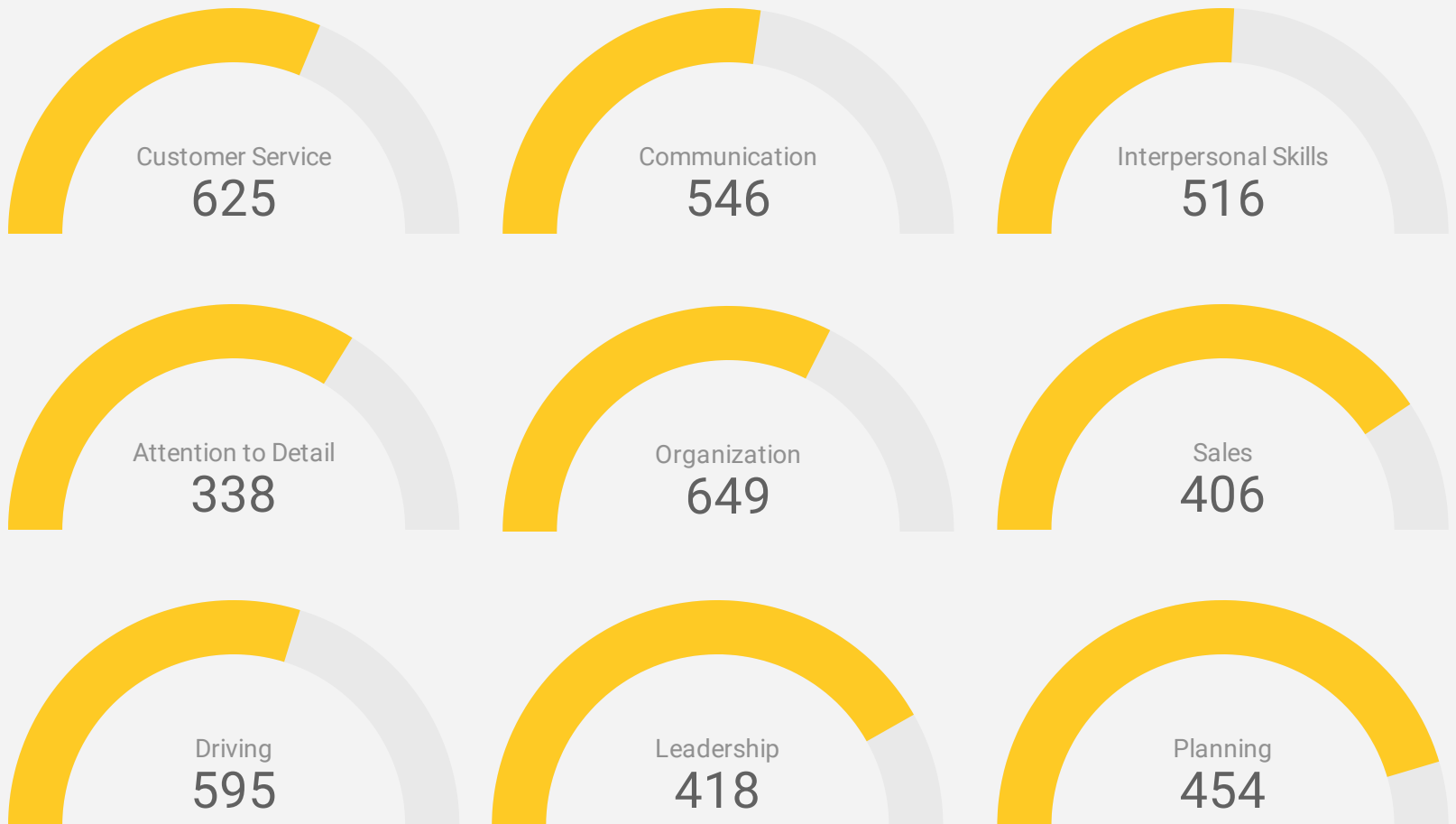
No data

TOP IN-DEMAND SKILLS

How many times were these skills found in job postings?

ACTIVE JOB POSTINGS THIS MONTH

2,649

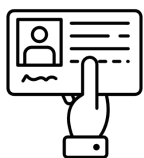


KEY JOB REQUIREMENTS

How often are these requirements desired in job postings?

ACTIVE JOB POSTINGS THIS MONTH

2,649



Driver's License

100



First Aid

196



Regular Access to a Vehicle

184



Criminal Record Check

298



Microsoft Office

238



Food Safety

27

JOB POSTINGS BY SKILL LEVEL, FREQUENCY, & DURATION

What jobs are in-demand and/or hard to fill?

	4 DIGIT NOC	4 DIGIT NOC NAME	SKILL LEVEL	POSTING COUNT ▾	AVG POSTING LENGTH IN DAYS	MEDIAN POSTING LENGTH IN DAYS
1.	6421	Retail salespersons	NOC Skill Level C	97	19.2	15
2.	6552	Other customer and information services representatives	NOC Skill Level C	61	19.7	14
3.	6322	Cooks	NOC Skill Level B	56	31.0	15
4.	4212	Social and community service workers	NOC Skill Level B	48	16.6	14
5.	621	Retail and wholesale trade managers	NOC Skill Level A	47	21.4	14
6.	7511	Transport truck drivers	NOC Skill Level C	46	20.2	15
7.	6731	Light duty cleaners	NOC Skill Level D	39	23.2	14
8.	4412	Home support workers housekeepers and related occupations	NOC Skill Level C	36	25.4	14
9.	1241	Administrative assistants	NOC Skill Level B	33	24.0	14
10.	6711	Food counter attendants kitchen helpers and related support occupations	NOC Skill Level D	31	22.6	16
11.	6541	Security guards and related security service occupations	NOC Skill Level C	21	14.0	14
12.	7521	Heavy equipment operators (except crane)	NOC Skill Level C	21	18.8	14
13.	7311	Construction millwrights and industrial mechanics	NOC Skill Level B	20	26.0	14
14.	6311	Food service supervisors	NOC Skill Level B	20	77.3	83
15.	6611	Cashiers	NOC Skill Level D	20	21.8	14
16.	6512	Bartenders	NOC Skill Level C	20	17.3	14
17.	6222	Retail and wholesale buyers	NOC Skill Level B	19	15.2	14
18.	3219	Other medical technologists and technicians (except dental health)	NOC Skill Level B	19	21.7	20
19.	1222	Executive assistants	NOC Skill Level B	19	18.6	20
20.	1414	Receptionists	NOC Skill Level C	19	17.2	14
21.	1411	General office support workers	NOC Skill Level C	18	16.2	14
22.	1114	Other financial officers	NOC Skill Level A	14	17.6	14
23.	7512	Bus drivers subway operators and other transit operators	NOC Skill Level C	14	29.4	14
24.	7452	Material handlers	NOC Skill Level C	14	17.3	14
25.	1431	Accounting and related clerks	NOC Skill Level C	14	12.5	14
26.	6733	Janitors caretakers and building superintendents	NOC Skill Level D	13	21.9	14
27.	1452	Correspondence publication and regulatory clerks	NOC Skill Level C	13	18.1	20
28.	7514	Delivery and courier service drivers	NOC Skill Level C	13	13.8	14
29.	6211	Retail sales supervisors	NOC Skill Level B	12	49.0	25.5

JOB POSTINGS BY 3-DIGIT NATIONAL OCCUPATION CLASSIFICATION

What jobs are hard to fill and/or in-demand?

	3 DIGIT NOC	3 DIGIT NOC NAME	SKILL LEVEL	POSTING COUNT ▾	AVG POSTING LENGTH IN DAYS	MEDIAN POSTING LENGTH IN DAYS
1.	642	Retail salespersons	NOC Skill Level C	97	19.2	15
2.	751	Motor vehicle and transit drivers	NOC Skill Level C	73	20.8	15
3.	655	Customer and information services representatives	NOC Skill Level C	61	19.7	14
4.	421	Paraprofessional occupations in legal, social, community and education services	NOC Skill Level B	59	19.4	14
5.	632	Chefs and cooks	NOC Skill Level B	59	30.4	14
6.	673	Cleaners	NOC Skill Level D	57	22.1	14
7.	062	Retail and wholesale trade managers	NOC Skill Level A	47	21.4	14
8.	651	Occupations in food and beverage service	NOC Skill Level C	41	22.9	14
9.	141	General office workers	NOC Skill Level C	40	16.6	14
10.	441	Home care providers and educational support occupations	NOC Skill Level C	38	26.6	14
11.	731	Machinery and transportation equipment mechanics (except motor vehicles)	NOC Skill Level B	35	25.2	20
12.	124	Office administrative assistants - general, legal and medical	NOC Skill Level B	34	23.7	14
13.	631	Service supervisors	NOC Skill Level B	34	53.8	43.5
14.	111	Auditors, accountants and investment professionals	NOC Skill Level A	33	19.5	14
15.	671	Food counter attendants, kitchen helpers and related support occupations	NOC Skill Level D	31	22.6	16
16.	321	Medical technologists and technicians (except dental health)	NOC Skill Level B	29	23.9	20
17.	122	Administrative and regulatory occupations	NOC Skill Level B	27	18.9	18
18.	752	Heavy equipment operators	NOC Skill Level C	24	18.3	14
19.	654	Security guards and related security service occupations	NOC Skill Level C	21	14.0	14
20.	661	Cashiers	NOC Skill Level D	20	21.8	14
21.	622	Technical sales specialists in wholesale trade and retail and wholesale buyers	NOC Skill Level B	19	15.2	14
22.	143	Financial, insurance and related administrative support workers	NOC Skill Level C	18	14.6	14
23.	341	Assisting occupations in support of health services	NOC Skill Level C	17	25.8	24.5
24.	145	Library, correspondence and other clerks	NOC Skill Level C	15	17.6	19
25.	633	Butchers and bakers	NOC Skill Level B	15	18.4	20
26.	415	Social and community service professionals	NOC Skill Level A	15	19.1	14
27.	724	Electrical trades and electrical power line and telecommunications workers	NOC Skill Level B	14	21.0	21.5
28.	011	Senior managers - construction, transportation, production and utilities	NOC Skill Level A	14	22.8	14

JOB POSTINGS BY 2-DIGIT NATIONAL OCCUPATION CLASSIFICATION

What jobs are hard to fill and/or in-demand?

	2 DIGIT NOC	2 DIGIT NOC NAME	SKILL LEVEL	POSTING COUNT ▾	AVG POSTING LENGTH IN DAYS	MEDIAN POSTING LENGTH IN DAYS
1.	65	Service representatives and other customer and personal services occupations	NOC Skill Level C	134	19.3	14
2.	63	Service supervisors and specialized service occupations	NOC Skill Level B	108	34.2	20
3.	75	Transport and heavy equipment operation and related maintenance occupations	NOC Skill Level C	108	19.6	14
4.	64	Sales representatives and salespersons - wholesale and retail trade	NOC Skill Level C	97	19.2	15
5.	67	Service support and other service occupations, n.e.c.	NOC Skill Level D	90	22.2	14
6.	14	Office support occupations	NOC Skill Level C	74	16.5	14
7.	12	Administrative and financial supervisors and administrative occupations	NOC Skill Level B	63	21.2	14
8.	73	Maintenance and equipment operation trades	NOC Skill Level B	62	24.8	20
9.	42	Paraprofessional occupations in legal, social, community and education services	NOC Skill Level B	59	19.4	14
10.	06	Middle management occupations in retail and wholesale trade and customer services	NOC Skill Level A	56	20.8	14
11.	72	Industrial, electrical and construction trades	NOC Skill Level B	51	21.2	14
12.	32	Technical occupations in health	NOC Skill Level B	43	22.8	20
13.	44	Care providers and educational, legal and public protection support occupations	NOC Skill Level C	38	26.6	14
14.	11	Professional occupations in business and finance	NOC Skill Level A	37	19.0	14
15.	62	Retail sales supervisors and specialized sales occupations	NOC Skill Level B	37	25.6	15
16.	41	Professional occupations in law and social, community and government services	NOC Skill Level A	30	23.9	17
17.	21	Professional occupations in natural and applied sciences	NOC Skill Level A	29	21.3	14
18.	66	Sales support occupations	NOC Skill Level D	29	27.1	14
19.	01	Senior managers - construction, transportation, production and utilities	NOC Skill Level A	29	25.1	14
20.	15	Distribution, tracking and scheduling co-ordination occupations	NOC Skill Level C	24	22.3	20
21.	31	Professional occupations in health (except nursing)	NOC Skill Level A	21	31.3	20
22.	22	Technical occupations related to natural and applied sciences	NOC Skill Level B	21	16.4	14
23.	52	Technical occupations in art, culture, recreation and sport	NOC Skill Level B	20	17.1	14
24.	34	Assisting occupations in support of health services	NOC Skill Level C	17	25.8	24.5
25.	74	Other installers, repairers and servicers and material handlers	NOC Skill Level C	15	17.1	14
26.	07	Managers in customer and personal services, n.e.c.	NOC Skill Level A	14	30.6	20
27.	13	Finance, insurance and related business administrative occupations	NOC Skill Level B	11	25.7	14

MULTILINGUAL JOB POSTINGS BY THE NUMBERS

ACTIVE POSTINGS	NEW POSTINGS	COMPANIES	LANGUAGES
274	0	140	5

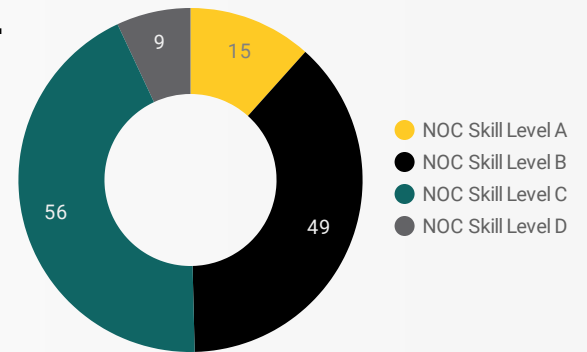
OF DAYS POSTED

AVERAGE	MEDIAN
20.0	20

MULTILINGUAL JOB POSTINGS BY SKILL LEVEL

What language skills are employers looking for by occupational skill level?

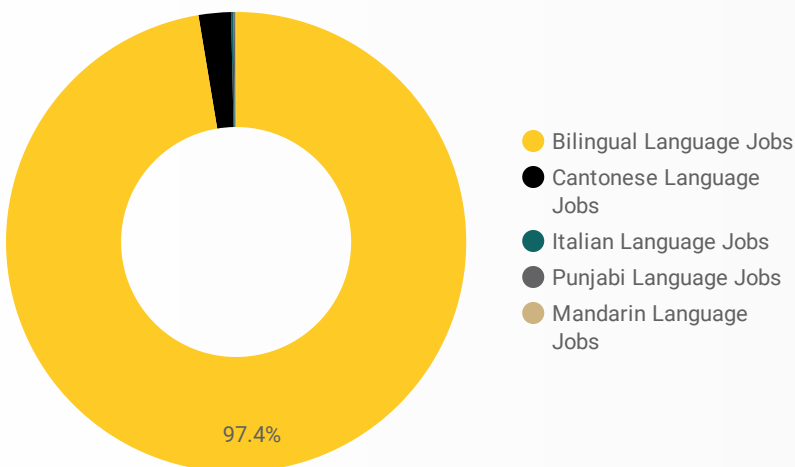
15	Skill Level A - Management/ Professional Occupations usually requiring University
49	Skill Level B - Usually college education or apprenticeship training
56	Skill Level C - Usually secondary education or occupation-specific training
9	Skill Level D - Usually on-the-job training



LANGUAGES	NOC Skill Level A	NOC Skill Level B	NOC Skill Level C	NOC Skill Level D
Bilingual Lan...	9
Cantonese La...			6	
Italian Langu...		1		

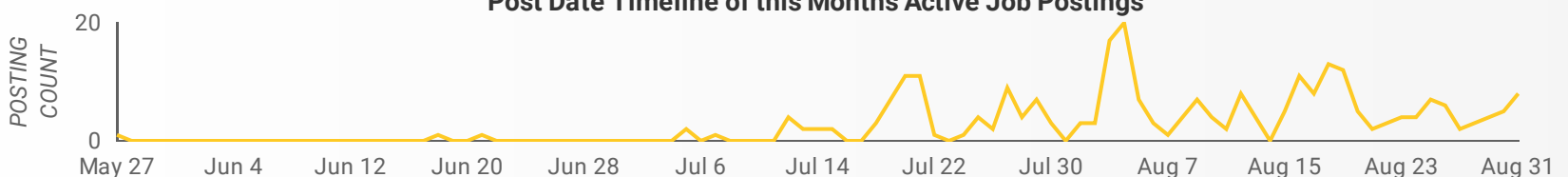
LANGUAGE SKILLS BREAKDOWN

Which kinds of language skills do employers seek?



	LANGUAGES	POSTING COUNT
1.	Bilingual Language Jobs	264
2.	Cantonese Language Jobs	7
3.	Italian Language Jobs	1
4.	Punjabi Language Jobs	1
5.	Mandarin Language Jobs	1

Post Date Timeline of this Month's Active Job Postings



LANGUAGE SKILLS BEING RECRUITED BY JOB CATEGORY

What language skills are sought by 1-Digit NOC?

BROAD OCCUPATIONAL CATEGORY	Bilingual Language Jobs	Cantonese Language Jobs	Italian Language Jobs	Grand total
Business, finance and administration occu...	31			31
Management occupations	6			6
Natural and applied sciences and related o...	5			5
Occupations in art, culture, recreation and ...	2			2
Occupations in education, law and social, ...	27			27
Sales and service occupations	32	6	1	39
Trades, transport and equipment operator...	19			19
Grand total	122	6	1	129

MULTILINGUAL JOB POSTINGS BY MUNICIPALITY

What language skills are sought by 4-Digit NOC?

	MUNICIPALITY	JOB LANGUAGES ▾	AVG POSTING LENGTH IN DAYS	MEDIAN POSTING LENGTH IN DAYS
1.	Sault Ste. Marie	198	18.7	20
2.	Wawa	19	16.6	14
3.	Dubreulville	17	24.9	35
4.	Elliot Lake	17	24.8	17
5.	Blind River	9	19.6	14
6.	Hornepayne	3	9.7	8
7.	Goulais and District Local Services Board	2	55.0	55
8.	Thessalon First Nation	2	14.0	14
9.	Hilton Beach	1	14.0	14
10.	Macdonald, Meredith and Aberdeen Additional	1	20.0	20
11.	Bruce Mines	1	14.0	14
12.	Hawk Junction Local Services Board	1	14.0	14
13.	Huron Shores	1	14.0	14
14.	Johnson	1		
1 - 15 / 15 < >				

LANGUAGE DEMAND BY JOB

What language skills are sought by 4-Digit NOC?

	4 DIGIT NOC NAME	POSTINGS ▾
1.	Social and community service workers	16
2.	Retail salespersons	12
3.	Other customer and information services re...	12
4.	Correspondence publication and regulatory ...	9
5.	Administrative assistants	6
6.	Retail and wholesale trade managers	5
7.	Home support workers housekeepers and r...	5
8.	Electricians (except industrial and power sy...	4
9.	Construction millwrights and industrial mec...	4
10.	Letter carriers	4
11.	Light duty cleaners	4
12.	Receptionists	3
13.	Program leaders and instructors in recreati...	2
14.	Urban and land use planners	2
15.	General office support workers	2
16.	Bus drivers subway operators and other tra...	2
17.	Purchasing agents and officers	2
18.	Lawyers and Quebec notaries	2
19.	Cooks	2
20.	Construction trades helpers and labourers	1
21.	Database analysts and data administrators	1
22.	Welders and related machine operators	1
23.	Insurance agents and brokers	1
24.	Executive assistants	1
25.	Drillers and blasters - surface mining quarr...	1
26.	Accounting technicians and bookkeepers	1
27.	Social workers	1
28.	Advertising marketing and public relations ...	1
29.	Medical administrative assistants	1
30.	Contractors and supervisors machining m...	1
31.	Janitors caretakers and building superinten...	1

1 - 50 / 50 < >

MULTILINGUAL HIRING EMPLOYERS

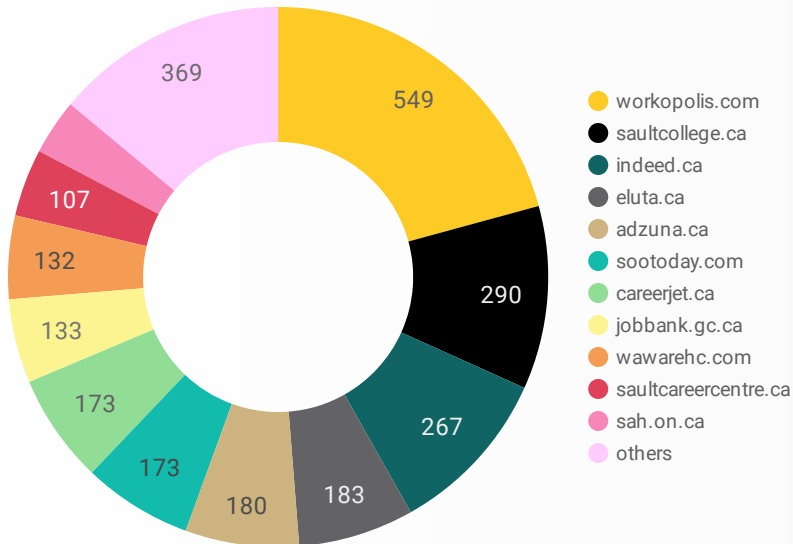
Which employers are seeking multilingual candidates?

	COMPANY	POSTINGS ▾
1.	Canadian Mental Health Association	13
2.	GreenFirst Forest Products	13
3.	Algoma Family Services	9
4.	Liquor Control Board of Ontario	8
5.	Conseil scolaire catholique du Nouvel-Ontario...	7
6.	Conseil scolaire catholique du Nouvel-Ontario (CSCNO)	7
7.	Employment Options	7
8.	Alamos Gold Inc.	7
9.	Groupe RHA	6
10.	Canadian Mental Health Association - Sault Ste....	6
11.	Northern Insurance Brokers	5
12.	Canadian Mental Health Association-Sault Ste. Marie Branch	5
13.	Ministry of Children, Community and Social Services	4
14.	Ontario Public Service / OPS	4
15.	Alamos Gold	4
16.	Ministry of the Solicitor General	4
17.	BELL MOBILITY/BELL MOBILITÃ%	4
18.	JD Aero Technical	4
19.	Agero	3
20.	Ministry of the Attorney General	3
21.	Bell	3
22.	Scott Steel Erectors	3
23.	North Shore Health Network	3
24.	Enterprise Holdings Inc.	2
25.	GoServeCare	2
26.	Conseil scolaire catholique Nouvelon	2
27.	Enterprise Rent-A-Car	2
28.	Northside Toyota	2

1 - 50 / 140 < >

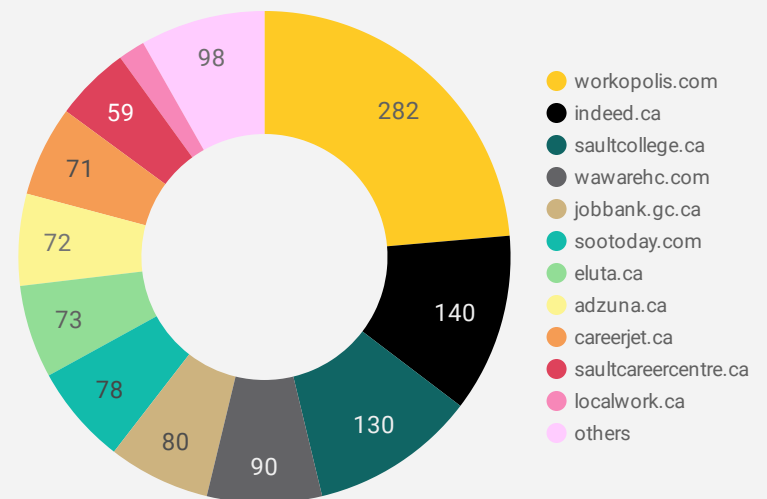
JOB POSTINGS BY JOB BOARD

What share of unique job postings appear on each job board?



COMPANIES BY JOB BOARD

What share of unique job postings appear on each job board?



JOB POSTING DETAILS BY JOB BOARD

How does job posting activity differ by job board?

	JOB BOARD	POSTING COUNT ▾	AVG POSTING LENGTH IN DAYS	MEDIAN POSTING LENGTH IN DAYS	# OF COMPANIES
1.	workopolis.com	549	14.0	14	282
2.	saultcollege.ca	290	17.6	14	130
3.	indeed.ca	267	19.9	20	140
4.	eluta.ca	183	20.0	20	73
5.	adzuna.ca	180	14.0	14	72
6.	sootoday.com	173	21.2	14	78
7.	careerjet.ca	173	26.3	35	71
8.	jobbank.gc.ca	133	43.3	31	80
9.	wawarehc.com	132	66.0	58	90
10.	saultcareercentre.ca	107	15.9	14	59
11.	sah.on.ca	88	10.3	6	1
12.	employmentoptions.ca	71	30.1	31	7
13.	jobillico.com	60	24.1	12	21
14.	localwork.ca	55	6.9	6	21
15.	careerbuilder.ca	46	11.0	11	18
16.	network.applytoeducation.com	31	10.0	3	2
17.	gojobs.gov.on.ca	25	26.8	17	9
18.	aboriginaljobboard.ca	24	73.7	73	19