

JOB DEMAND REPORT

JULY 2022

HIGHLIGHTS

JOB POSTINGS BY THE NUMBERS

POSTING COUNT	NEW THIS MONTH	COMPANIES	JOB BOARDS
3,232	1,498	927	27

OF DAYS POSTED

AVERAGE	MEDIAN
58.1	20

REPORT BUILDER

The default filter selection below will show all job demand data for the month. You can use the filters to create a customized report for the purpose of understanding a subset of the data.

OCCUPATION FILTERS

SKILL TYPE NAME / 1-DIGIT NOC ▾

MAJOR GROUP / 2-DIGIT NOC ▾

MINOR GROUP / 3-DIGIT NOC ▾

UNIT GROUP / 4-DIGIT NOC ▾

SKILL LEVEL ▾

JOB TYPE ▾

JOB DURATION ▾

ADDITIONAL LANGUAGE ▾

SPECIFIC JOB TAGS ▾

OTHER FILTERS

MUNICIPALITY ▾

JOB BOARD ▾

NOC = National Occupation Classification | NAICS = North American Industry Classification System

Page 1 of 13

Source:

Job posting data collected by the Algoma Workforce Investment Corporation from job boards and employer websites who recruit candidates in Niagara Region.

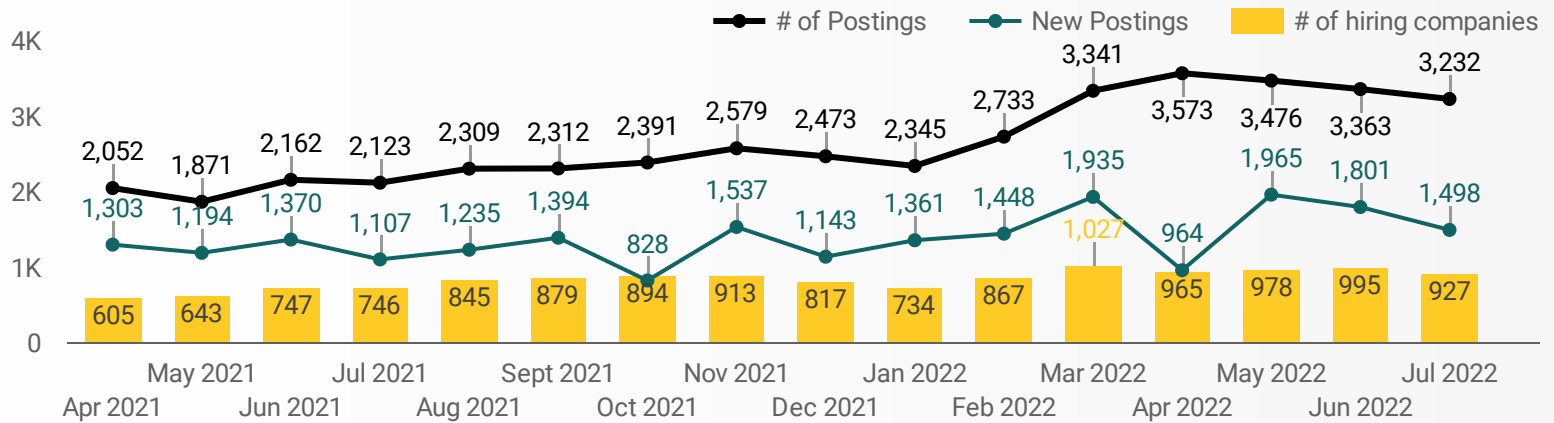


This Employment Ontario service is funded in part by the Government of Canada and the Government of Ontario.

Ce service Emploi Ontario est financé en partie par le gouvernement du Canada et le gouvernement de l'Ontario.

JOB POSTINGS BY MONTH FOR ALGOMA REGION

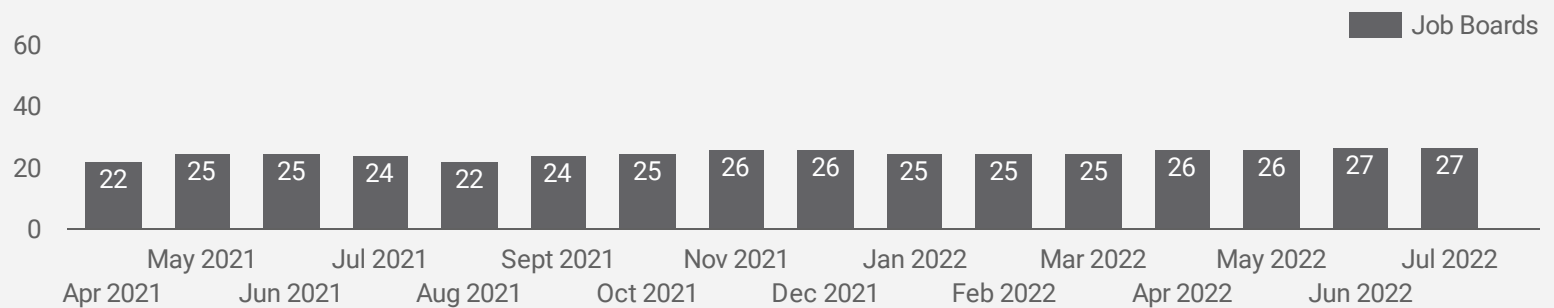
How many job postings were active for at least 1 day this month?



NOTE: This graph cannot be filtered using the controls on the cover page

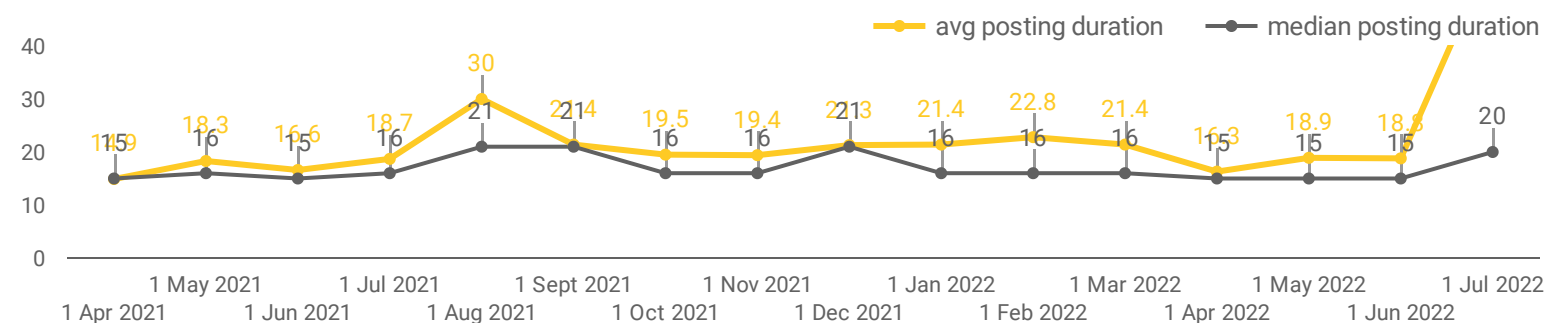
NUMBER OF ACTIVE JOB BOARDS

How many job postings were active for at least 1 day this month on these job boards?



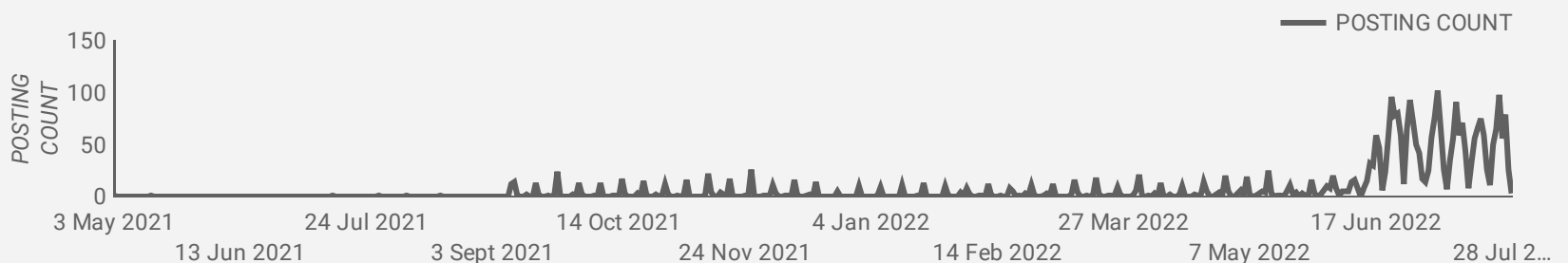
AVG & MEDIAN POSTING LENGTH BY DAYS

How long are employers having to recruit for to find candidates to fill their job vacancies?



POST DATE TIMELINE FOR THIS MONTH'S ACTIVE JOB POSTINGS

How many job postings were active for at least 1 day this month?



JOB POSTINGS BY MUNICIPALITY

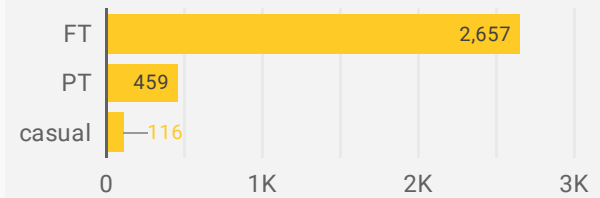
How many job postings were active for at least 1 day this month?

	MUNICIPALITY	POSTING COUNT	AVG POSTING LENGTH IN DAYS	MEDIAN POSTING LENGTH IN DAYS
1.	Sault Ste. Marie	2,595	63.7	20
2.	Wawa	174	42.9	20
3.	Dubreulville	114	21.8	14
4.	Blind River	98	19.5	14
5.	Elliot Lake	74	23.7	14
6.	White River	71	31.0	14
7.	Hornepayne	27	22.7	14
8.	Prince	21	33.1	31
9.	Thessalon First Nation	16	19.4	14
10.	Goulais and District Local Services Board	8	15.3	14
11.	Johnson	7	17.0	15
12.	Bruce Mines	7	15.1	14
13.	Macdonald, Meredith and Aberdeen Additional	5	38.4	19
14.	Garden River First Nation	3	11.3	13
15.	Laird	2	22.0	22
16.	North Shore	2	51.0	51
17.	Montreal River	2	17.0	17
18.	Oba	2	17.0	17

1 - 21 / 21 < >

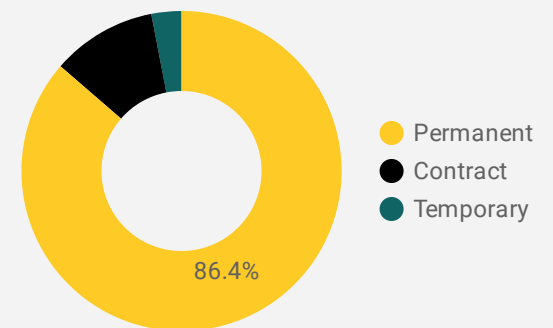
JOB TYPE

Full-time vs Part-time



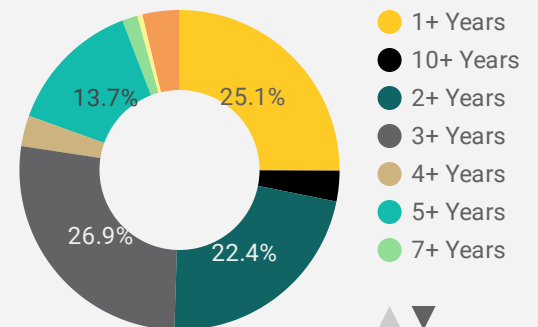
JOB DURATION

Permanency of jobs posted



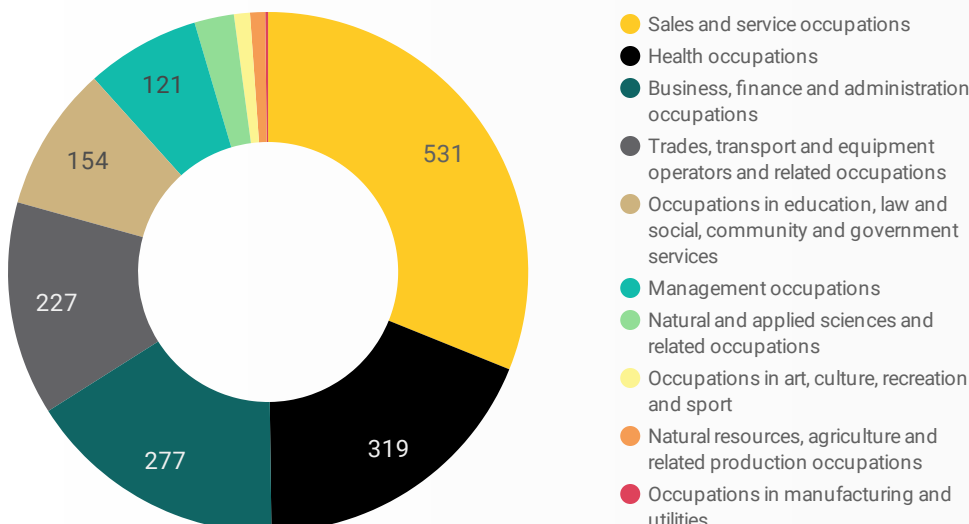
JOB EXPERIENCE

Job Postings by Experience Level Required



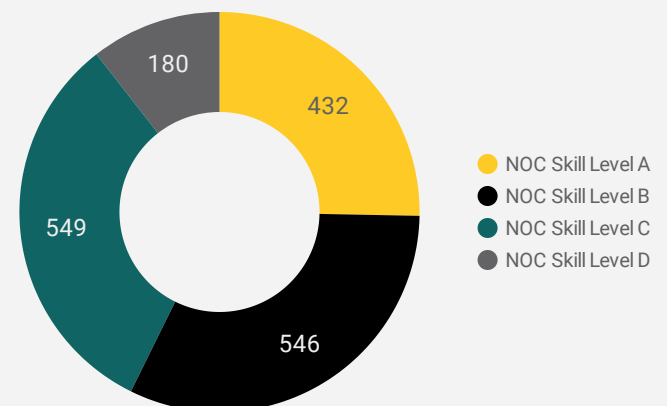
JOB POSTINGS BY JOB CATEGORY

What broad occupational category is being recruited?



JOB POSTINGS BY SKILL LEVEL

What education do occupations typically require?



Skill Level A = Usually University education | Skill Level B = Usually College education or Apprenticeship training | Skill Level C = Usually Secondary education or occupation-specific training | Skill Level D = Usually on-the-job training

TOP HIRING EMPLOYERS & AGENCIES

Who is hiring?










	COMPANY	MUNICIPALITY	POSTINGS COUNT ▾	AVG POSTING LENGTH IN DAYS	MEDIAN POSTING LENGTH IN DAYS
1.	Sault Area Hospital	Sault Ste. Marie	755	168.4	167
2.	Alamos Gold	Dubreulville	44	22.7	22
3.	Charles River	Sault Ste. Marie	42	11.2	11
4.	OLG	Sault Ste. Marie	37	13.0	14
5.	Employment Options	Elliot Lake	32	35.0	30
6.	GreenFirst Forest Products	Sault Ste. Marie	32	27.5	28
7.	Algoma University	Sault Ste. Marie	27	16.2	14
8.	Nogdawindamin Family and Community Services	Sault Ste. Marie	21	13.2	13
9.	Marriott International	Sault Ste. Marie	20	29.8	27
10.	Sault College	Sault Ste. Marie	19	18.4	20
11.	Tenaris	Sault Ste. Marie	19	21.7	14
12.	Ontario Public Service / OPS	Sault Ste. Marie	19	20.0	20
13.	Ontario Aboriginal Housing Services	Sault Ste. Marie	19	16.7	15
14.	Manpower	Wawa	18	24.7	20
15.	Ontario Lottery and Gaming	Sault Ste. Marie	17	15.4	14
16.	Marriott	Sault Ste. Marie	17	14.0	14
17.	Delta Hotels	Sault Ste. Marie	16	29.0	35
18.	Your Independent Grocer	Sault Ste. Marie	15	16.6	14
19.	Sagamok Anishnawbek First Nation	Blind River	14	15.9	14
20.	Lyons Timbermart	Sault Ste. Marie	14	14.4	14
21.	Delta Hotels by Marriot	Sault Ste. Marie	13	12.8	13
22.	Alamos Gold Inc.	Dubreulville	13	15.4	14
23.	Dollarama	Sault Ste. Marie	12	45.9	30
24.	Algoma Family Services	Sault Ste. Marie	12	12.7	14
25.	A & F Kistemaker Limited	Hornepayne	11	35.0	14
26.	Ledcor Group of Companies	Sault Ste. Marie	11	18.9	20
27.	Marriott International, Inc	Sault Ste. Marie	11	14.5	14
28.	Ledcor	Dubreulville	11	17.1	14
29.	Garden River First Nation	Sault Ste. Marie	10	13.1	13
30.	Batchewana First Nations	Sault Ste. Marie	10	14.0	14
31.	Ministry of Natural Resources and Forestry	Sault Ste. Marie	10	17.1	16

TOP HOURLY WAGES IN JOB POSTINGS

What are employers willing to pay to find the perfect candidate?

of Minimum Wage Job Postings

47

	JOB TITLE	COMPANY	LOCATION	HOURLY WAGE ▾
1.	Cleaner	Employment Options	Elliot Lake	99.99 
2.	Systems Administrator/operations Support Specialist	Dawn InfoTek Inc.	Sault Ste. Marie	60 
3.	Administrative Services Leader	Lakeridge Health	Blind River	52.03 
4.	General Manager - Goods Production, Utilities, Transportation And Construction Job	A & F Kistemaker Limited	Hornepayne	49.5 
5.	General Manager - Goods Production, Utilities, Transportation And Construction	A & F Kistemaker Limited	Hornepayne	49.5 
6.	Heavy Equipment Mechanic	Groupe RHA	Dubreulville	47.39 
7.	Instrumentation Technician – Field	Wesdome Gold Mines, Ltd.	Wawa	46.87 
8.	Kitchen Manager	North Shore Health Network	Blind River	45.31 
9.	Project Management Consultant	Sault Area Hospital	Sault Ste. Marie	43.97 
10.	Registered Nurse (2)	Ontario Public Service / OPS	Sault Ste. Marie	43.9 
11.	Assistant transportation	Employer	Hornepayne	43.75 
				1 - 100 / 365 < >

TOP SALARIES IN JOB POSTINGS

What are employers willing to pay to find the perfect candidate?

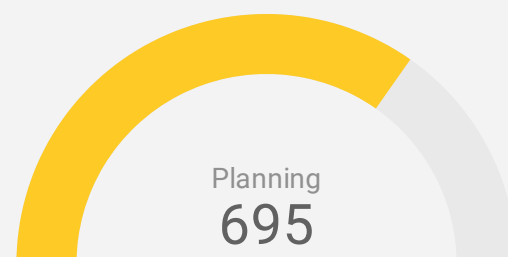
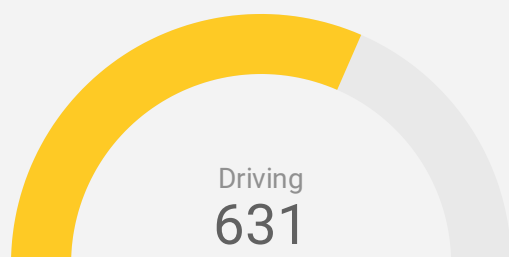
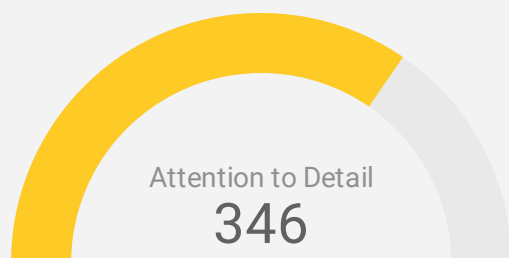
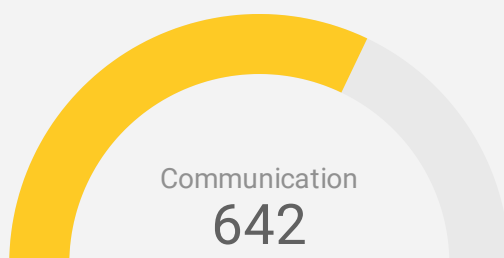
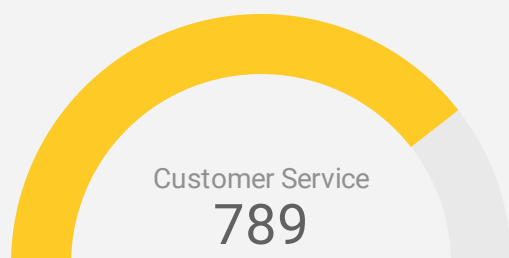
	JOB TITLE	COMPANY	LOCATION	ANNUAL SALARY ▾
1.	Real Estate Sales Representative	Royal LePage Real Estate	Sault Ste. Marie	150,000 
2.	Training Analyst - Tenarisuniversity	Tenaris	Sault Ste. Marie	140,000 
3.	Software Testing Engineer	Professional Quality Assurance Ltd	Sault Ste. Marie	120,000 
4.	Manager Data Centre	OLG	Sault Ste. Marie	120,000 
5.	Data Centre Specialist	OLG	Sault Ste. Marie	110,000 
6.	Product Marketing Manager, Instant Category	OLG	Sault Ste. Marie	100,000 
7.	Aircraft Maintenance Engineer	Ministry of Natural Resources and Forestry	Sault Ste. Marie	96,633 
8.	Copyright Specialist	Algoma University	Sault Ste. Marie	96,000 
9.	Manager - Capital & Taxation	McDougall Energy Inc	Sault Ste. Marie	94,000 
10.	Project Officer	Ministry of Labour, Training and Skills Development	Sault Ste. Marie	91,119 
				1 - 100 / 170 < >

TOP IN-DEMAND SKILLS

How many times were these skills found in job postings?

ACTIVE JOB POSTINGS THIS MONTH

3,232

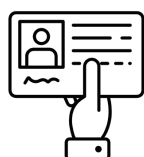


KEY JOB REQUIREMENTS

How often are these requirements desired in job postings?

ACTIVE JOB POSTINGS THIS MONTH

3,232



Driver's License

104



First Aid

201



Regular Access to a Vehicle

198



Criminal Record Check

248



Microsoft Office

344



Food Safety

42

JOB POSTINGS BY SKILL LEVEL, FREQUENCY, & DURATION

What jobs are in-demand and/or hard to fill?

	4 DIGIT NOC	4 DIGIT NOC NAME	SKILL LEVEL	POSTING COUNT ▾	AVG POSTING LENGTH IN DAYS	MEDIAN POSTING LENGTH IN DAYS
1.	3012	Registered nurses and registered psychiatric nurses	NOC Skill Level A	160	253.0	258
2.	6421	Retail salespersons	NOC Skill Level C	78	17.3	14
3.	6322	Cooks	NOC Skill Level B	66	19.3	14
4.	621	Retail and wholesale trade managers	NOC Skill Level A	53	21.0	14
5.	6731	Light duty cleaners	NOC Skill Level D	52	64.5	26
6.	4212	Social and community service workers	NOC Skill Level B	51	50.7	14
7.	4412	Home support workers housekeepers and related occupations	NOC Skill Level C	50	75.8	21
8.	6711	Food counter attendants kitchen helpers and related support occupations	NOC Skill Level D	48	72.9	20
9.	6552	Other customer and information services representatives	NOC Skill Level C	44	16.6	14
10.	7511	Transport truck drivers	NOC Skill Level C	40	17.9	14
11.	1411	General office support workers	NOC Skill Level C	38	135.6	132
12.	1241	Administrative assistants	NOC Skill Level B	32	25.4	14
13.	1414	Receptionists	NOC Skill Level C	30	133.0	62
14.	6611	Cashiers	NOC Skill Level D	29	17.5	14
15.	6222	Retail and wholesale buyers	NOC Skill Level B	27	14.6	14
16.	6311	Food service supervisors	NOC Skill Level B	26	39.8	15
17.	3413	Nurse aides orderlies and patient service associates	NOC Skill Level C	25	175.9	226.5
18.	1431	Accounting and related clerks	NOC Skill Level C	23	54.2	14
19.	3219	Other medical technologists and technicians (except dental health)	NOC Skill Level B	22	93.7	21
20.	7311	Construction millwrights and industrial mechanics	NOC Skill Level B	21	22.2	27
21.	1243	Medical administrative assistants	NOC Skill Level B	20	240.8	272.5
22.	7514	Delivery and courier service drivers	NOC Skill Level C	19	14.1	14
23.	7521	Heavy equipment operators (except crane)	NOC Skill Level C	18	18.7	14
24.	6541	Security guards and related security service occupations	NOC Skill Level C	17	31.0	14
25.	6513	Food and beverage servers	NOC Skill Level C	17	26.6	14
26.	3414	Other assisting occupations in support of health services	NOC Skill Level C	16	216.9	259.5
27.	7321	Automotive service technicians truck and bus mechanics and mechanical repairers	NOC Skill Level B	16	19.9	14
28.	6512	Bartenders	NOC Skill Level C	16	18.7	14
29.	4152	Social workers	NOC Skill Level A	15	162.9	174

JOB POSTINGS BY 3-DIGIT NATIONAL OCCUPATION CLASSIFICATION

What jobs are hard to fill and/or in-demand?

	3 DIGIT NOC	3 DIGIT NOC NAME	SKILL LEVEL	POSTING COUNT ▾	AVG POSTING LENGTH IN DAYS	MEDIAN POSTING LENGTH IN DAYS
1.	301	Professional occupations in nursing	NOC Skill Level A	163	253.9	258
2.	642	Retail salespersons	NOC Skill Level C	78	17.3	14
3.	751	Motor vehicle and transit drivers	NOC Skill Level C	74	16.3	14
4.	141	General office workers	NOC Skill Level C	73	138.0	132
5.	632	Chefs and cooks	NOC Skill Level B	72	18.8	14
6.	673	Cleaners	NOC Skill Level D	69	53.0	17.5
7.	421	Paraprofessional occupations in legal, social, community and education services	NOC Skill Level B	60	46.8	14
8.	321	Medical technologists and technicians (except dental health)	NOC Skill Level B	58	130.3	83
9.	124	Office administrative assistants - general, legal and medical	NOC Skill Level B	55	109.3	20
10.	062	Retail and wholesale trade managers	NOC Skill Level A	53	21.0	14
11.	441	Home care providers and educational support occupations	NOC Skill Level C	51	75.8	21
12.	671	Food counter attendants, kitchen helpers and related support occupations	NOC Skill Level D	48	72.9	20
13.	341	Assisting occupations in support of health services	NOC Skill Level C	46	181.4	236
14.	655	Customer and information services representatives	NOC Skill Level C	44	16.6	14
15.	631	Service supervisors	NOC Skill Level B	43	38.2	14
16.	651	Occupations in food and beverage service	NOC Skill Level C	42	20.8	14
17.	731	Machinery and transportation equipment mechanics (except motor vehicles)	NOC Skill Level B	33	23.1	25.5
18.	661	Cashiers	NOC Skill Level D	29	17.5	14
19.	143	Financial, insurance and related administrative support workers	NOC Skill Level C	29	55.7	14
20.	622	Technical sales specialists in wholesale trade and retail and wholesale buyers	NOC Skill Level B	27	14.6	14
21.	111	Auditors, accountants and investment professionals	NOC Skill Level A	25	37.5	14
22.	415	Social and community service professionals	NOC Skill Level A	24	118.2	104.5
23.	122	Administrative and regulatory occupations	NOC Skill Level B	23	45.6	18
24.	112	Human resources and business service professionals	NOC Skill Level A	20	105.5	48
25.	752	Heavy equipment operators	NOC Skill Level C	20	18.2	14
26.	011	Senior managers - construction, transportation, production and utilities	NOC Skill Level A	20	34.1	15
27.	654	Security guards and related security service occupations	NOC Skill Level C	17	31.0	14
28.	152	Supply chain logistics, tracking and scheduling co-ordination occupations	NOC Skill Level C	17	27.7	17

JOB POSTINGS BY 2-DIGIT NATIONAL OCCUPATION CLASSIFICATION

What jobs are hard to fill and/or in-demand?

	2 DIGIT NOC	2 DIGIT NOC NAME	SKILL LEVEL	POSTING COUNT ▾	AVG POSTING LENGTH IN DAYS	MEDIAN POSTING LENGTH IN DAYS
1.	30	Professional occupations in nursing	NOC Skill Level A	163	253.9	258
2.	67	Service support and other service occupations, n.e.c.	NOC Skill Level D	133	80.2	20
3.	63	Service supervisors and specialized service occupations	NOC Skill Level B	129	24.2	14
4.	14	Office support occupations	NOC Skill Level C	113	104.7	33
5.	65	Service representatives and other customer and personal services occupations	NOC Skill Level C	111	20.9	14
6.	75	Transport and heavy equipment operation and related maintenance occupations	NOC Skill Level C	103	16.5	14
7.	12	Administrative and financial supervisors and administrative occupations	NOC Skill Level B	87	93.5	20
8.	64	Sales representatives and salespersons - wholesale and retail trade	NOC Skill Level C	79	17.2	14
9.	32	Technical occupations in health	NOC Skill Level B	77	110.3	27.5
10.	06	Middle management occupations in retail and wholesale trade and customer services	NOC Skill Level A	65	22.0	14
11.	42	Paraprofessional occupations in legal, social, community and education services	NOC Skill Level B	60	46.8	14
12.	73	Maintenance and equipment operation trades	NOC Skill Level B	55	21.4	20
13.	44	Care providers and educational, legal and public protection support occupations	NOC Skill Level C	52	74.7	22
14.	34	Assisting occupations in support of health services	NOC Skill Level C	46	181.4	236
15.	72	Industrial, electrical and construction trades	NOC Skill Level B	45	21.6	14.5
16.	11	Professional occupations in business and finance	NOC Skill Level A	45	69.1	17
17.	62	Retail sales supervisors and specialized sales occupations	NOC Skill Level B	44	17.4	14
18.	41	Professional occupations in law and social, community and government services	NOC Skill Level A	38	90.0	22
19.	66	Sales support occupations	NOC Skill Level D	35	18.9	14
20.	31	Professional occupations in health (except nursing)	NOC Skill Level A	33	113.4	83
21.	01	Senior managers - construction, transportation, production and utilities	NOC Skill Level A	29	32.0	14
22.	21	Professional occupations in natural and applied sciences	NOC Skill Level A	23	61.4	20
23.	15	Distribution, tracking and scheduling co-ordination occupations	NOC Skill Level C	22	39.4	20
24.	22	Technical occupations related to natural and applied sciences	NOC Skill Level B	19	15.8	14
25.	74	Other installers, repairers and servicers and material handlers	NOC Skill Level C	19	18.8	14.5
26.	07	Managers in customer and personal services, n.e.c.	NOC Skill Level A	16	22.9	14
27.	13	Finance, insurance and related business administrative occupations	NOC Skill Level B	10	17.3	15

MULTILINGUAL JOB POSTINGS BY THE NUMBERS

ACTIVE POSTINGS
250

NEW POSTINGS
2

COMPANIES
121

LANGUAGES
6

OF DAYS POSTED

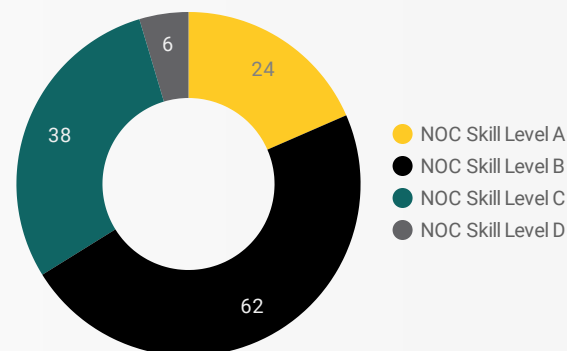
AVERAGE
26.6

MEDIAN
14

MULTILINGUAL JOB POSTINGS BY SKILL LEVEL

What language skills are employers looking for by occupational skill level?

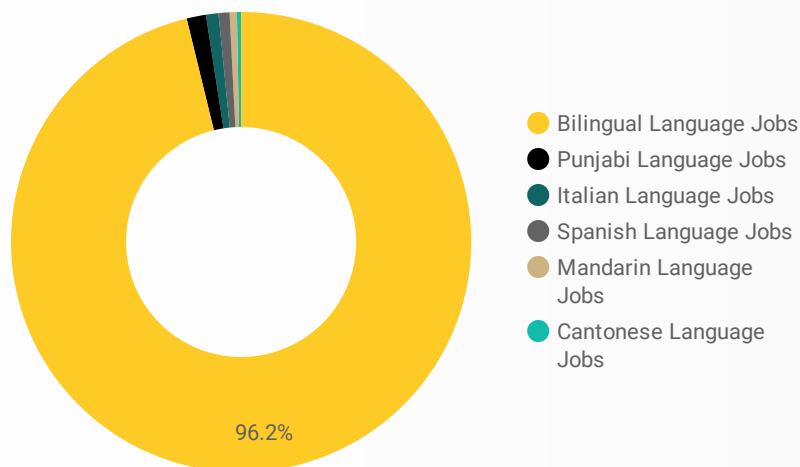
- 24** Skill Level A - Management/ Professional Occupations usually requiring University
- 62** Skill Level B - Usually college education or apprenticeship training
- 38** Skill Level C - Usually secondary education or occupation-specific training
- 6** Skill Level D - Usually on-the-job training



LANGUAGES	NOC Skill Level A	NOC Skill Level B	NOC Skill Level C	NOC Skill Level D
Bilingual Lan...	6
Italian Langu...		2		
Cantonese La...	1			
Spanish Lang...			1	

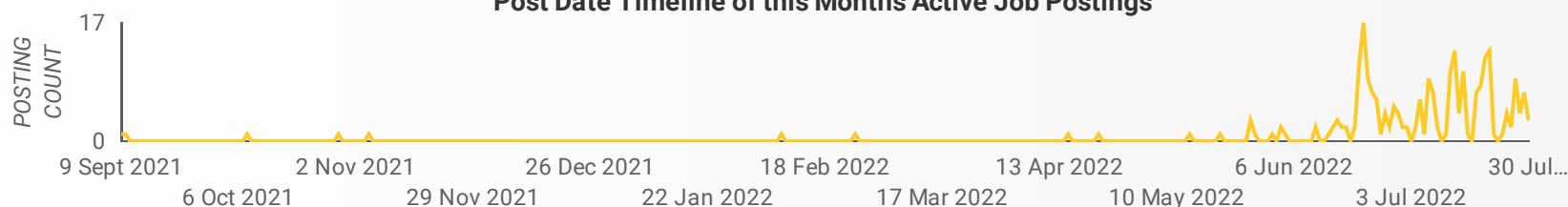
LANGUAGE SKILLS BREAKDOWN

Which kinds of language skills do employers seek?



	LANGUAGES	POSTING COUNT
1.	Bilingual Language Jobs	240
2.	Punjabi Language Jobs	3
3.	Cantonese Language Jobs	2
4.	Italian Language Jobs	2
5.	Spanish Language Jobs	2
6.	Mandarin Language Jobs	1

Post Date Timeline of this Month's Active Job Postings



LANGUAGE SKILLS BEING RECRUITED BY JOB CATEGORY

What language skills are sought by 1-Digit NOC?

BROAD OCCUPATIONAL CATEGORY	Bilingual Language...	Italian Language ...	Cantonese Langu...	Spanish Languag...	Grand total
Business, finance and administration occu...	32				32
Health occupations	7		1		8
Management occupations	12				12
Natural resources, agriculture and related ...	1				1
Occupations in art, culture, recreation and ...	1				1
Occupations in education, law and social, ...	24				24
Sales and service occupations	27	2		1	30
Trades, transport and equipment operator...	22				22
Grand total	126	2	1	1	130

MULTILINGUAL JOB POSTINGS BY MUNICIPALITY

What language skills are sought by 4-Digit NOC?

	MUNICIPALITY	JOB LANGUAGES ▾	AVG POSTING LENGTH IN DAYS	MEDIAN POSTING LENGTH IN DAYS
1.	Sault Ste. Marie	202	27.9	14
2.	Elliot Lake	15	19.4	12.5
3.	Dubreulville	10	25.6	22
4.	Wawa	9	18.0	14
5.	Blind River	5	21.3	16
6.	Goulais and District Local Services Board	3	15.0	15
7.	Thessalon First Nation	2	14.5	14.5
8.	Johnson	1		
9.	Hornepayne	1	8.0	8
10.	Aweres Local Services Board Area	1	24.0	24
11.	Prince	1		

LANGUAGE DEMAND BY JOB

What language skills are sought by 4-Digit NOC?

	4 DIGIT NOC NAME	POSTINGS ▾
1.	Social and community service workers	15
2.	Other customer and information services re...	10
3.	Administrative assistants	9
4.	Retail and wholesale trade managers	9
5.	Retail salespersons	8
6.	Construction millwrights and industrial mec...	6
7.	Receptionists	4
8.	Light duty cleaners	4
9.	Medical laboratory technicians and patholo...	4
10.	Medical administrative assistants	4
11.	Electricians (except industrial and power sy...	4
12.	Other financial officers	3
13.	Transport truck drivers	3
14.	Purchasing agents and officers	3
15.	Home support workers housekeepers and r...	2
16.	Human resources professionals	2
17.	Lawyers and Quebec notaries	2
18.	Welders and related machine operators	2
19.	Contractors and supervisors machining m...	2
20.	Cooks	2
21.	Correspondence publication and regulatory ...	2
22.	Family marriage and other related counsell...	2
23.	Cashiers	1
24.	Drillers and blasters - surface mining quarr...	1
25.	Restaurant and food service managers	1
26.	Program leaders and instructors in recreati...	1
27.	Dental assistants	1
28.	Material handlers	1
29.	Insurance agents and brokers	1
30.	Executive assistants	1
31.	Accounting technicians and bookkeepers	1

1 - 50 / 50 < >

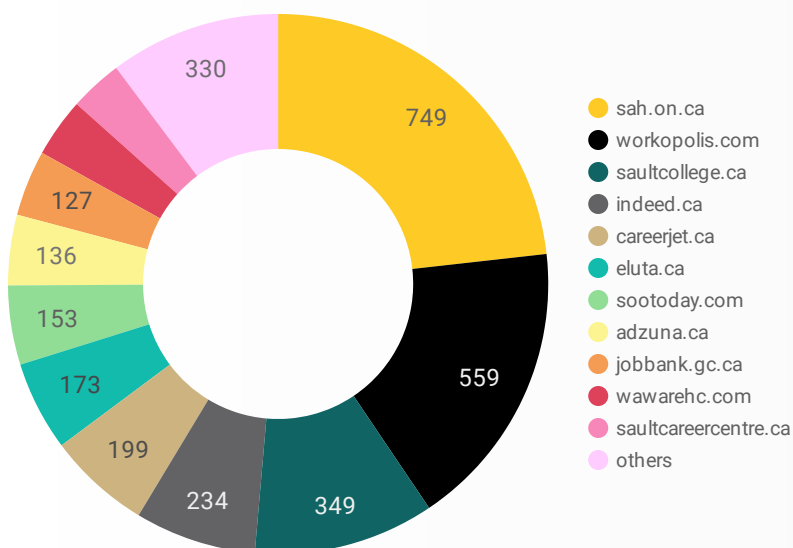
MULTILINGUAL HIRING EMPLOYERS

Which employers are seeking multilingual candidates?

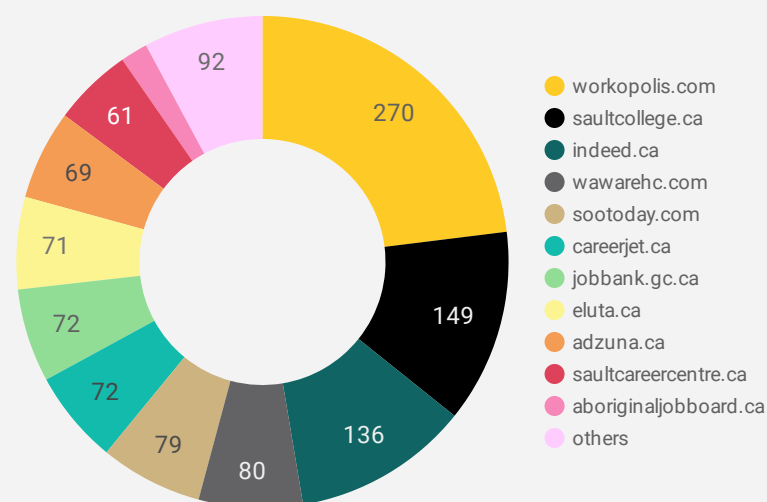
	COMPANY	POSTINGS ▾
1.	GreenFirst Forest Products	18
2.	Algoma Family Services	15
3.	Sault Area Hospital	13
4.	Canadian Mental Health Association	10
5.	Alamos Gold	7
6.	Canadian Mental Health Association-Sault Ste. Marie Branch	6
7.	Algoma Public Health	5
8.	Northern Insurance Brokers	5
9.	Employment Options	5
10.	Conseil scolaire catholique Nouvelon	5
11.	La Source	4
12.	The Source	4
13.	Community Living Algoma	4
14.	The Source (Bell) Electronics Inc.	4
15.	Canadian Mental Health Association - Sault Ste. Marie/Algoma	4
16.	Canadian Mental Health Association - Sault Ste....	4
17.	St. Joseph's General Hospital Elliot Lake	4
18.	Sutherland Global Services, Inc.	4
19.	North Shore Health Network	3
20.	Northside Toyota	3
21.	Ontario Public Service / OPS	3
22.	Northern Insurance Brokers Inc.	3
23.	Childrens Aid Society of Algoma	3
24.	CBI Health	2
25.	Sitel	2
26.	Ministry of the Solicitor General	2
27.	Streetwise Mortgages	2
28.	Algoma District Services Administration Board	2
29.	Penningtons	2

1 - 50 / 121 < >

JOB POSTINGS BY JOB BOARD

What share of unique job postings appear on each job board?


COMPANIES BY JOB BOARD

What share of unique job postings appear on each job board?


JOB POSTING DETAILS BY JOB BOARD

How does job posting activity differ by job board?

	JOB BOARD	POSTING COUNT ▾	AVG POSTING LENGTH IN DAYS	MEDIAN POSTING LENGTH IN DAYS	# OF COMPANIES
1.	sah.on.ca	749	170.0	167	1
2.	workopolis.com	559	14.0	14	270
3.	saultcollege.ca	349	16.8	14	149
4.	indeed.ca	234	19.9	20	136
5.	careerjet.ca	199	21.3	22	72
6.	eluta.ca	173	20.0	20	71
7.	sootoday.com	153	20.6	13	79
8.	adzuna.ca	136	14.0	14	69
9.	jobbank.gc.ca	127	33.7	28	72
10.	wawarehc.com	114	76.5	64	80
11.	saultcareercentre.ca	102	13.6	14	61
12.	localwork.ca	86	7.7	11	18
13.	jobillico.com	64	27.5	21	21
14.	employmentoptions.ca	43	16.8	12	9
15.	aboriginaljobboard.ca	27	34.9	34	21
16.	gojobs.gov.on.ca	26	19.3	17	7
17.	network.applytoeducation.com	20	27.7	6	3
18.	kijiji.ca	20	15.0	15	14