

JOB DEMAND REPORT

MAY 2022

HIGHLIGHTS

JOB POSTINGS BY THE NUMBERS

POSTING COUNT	NEW THIS MONTH	COMPANIES	JOB BOARDS
3,475	1,965	978	26

OF DAYS POSTED

AVERAGE	MEDIAN
18.9	15

REPORT BUILDER

The default filter selection below will show all job demand data for the month. You can use the filters to create a customized report for the purpose of understanding a subset of the data.

OCCUPATION FILTERS

SKILL TYPE NAME / 1-DIGIT NOC ▾

MAJOR GROUP / 2-DIGIT NOC ▾

MINOR GROUP / 3-DIGIT NOC ▾

UNIT GROUP / 4-DIGIT NOC ▾

SKILL LEVEL ▾

JOB TYPE ▾

JOB DURATION ▾

ADDITIONAL LANGUAGE ▾

SPECIFIC JOB TAGS ▾

OTHER FILTERS

MUNICIPALITY ▾

JOB BOARD ▾

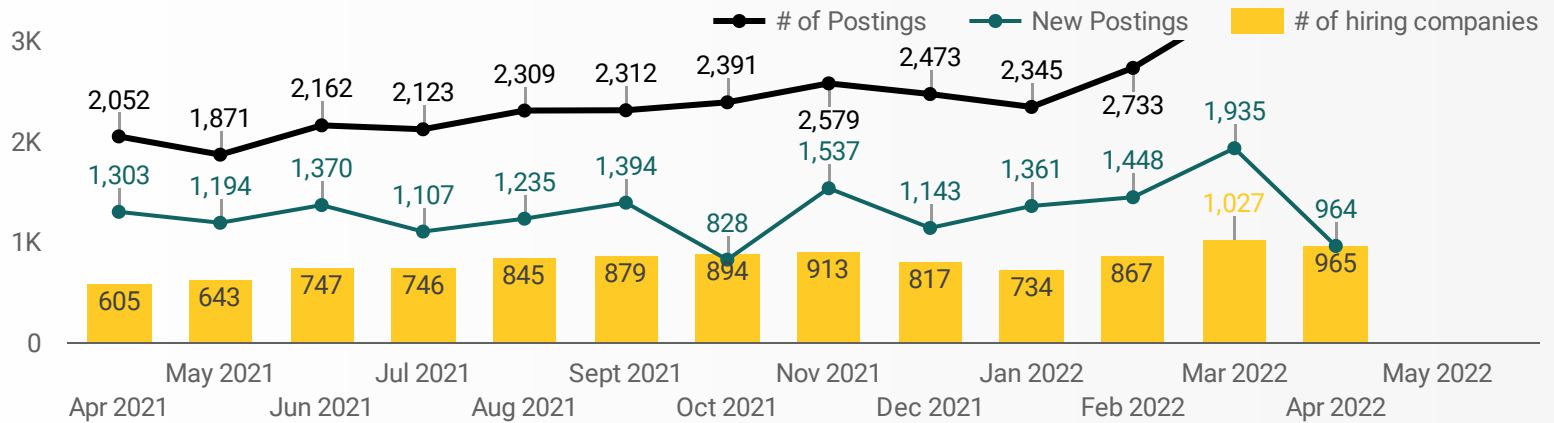
NOC = National Occupation Classification | NAICS = North American Industry Classification System

Source:

Job posting data collected by the Algoma Workforce Investment Corporation from job boards and employer websites who recruit candidates in Niagara Region.

JOB POSTINGS BY MONTH FOR ALGOMA REGION

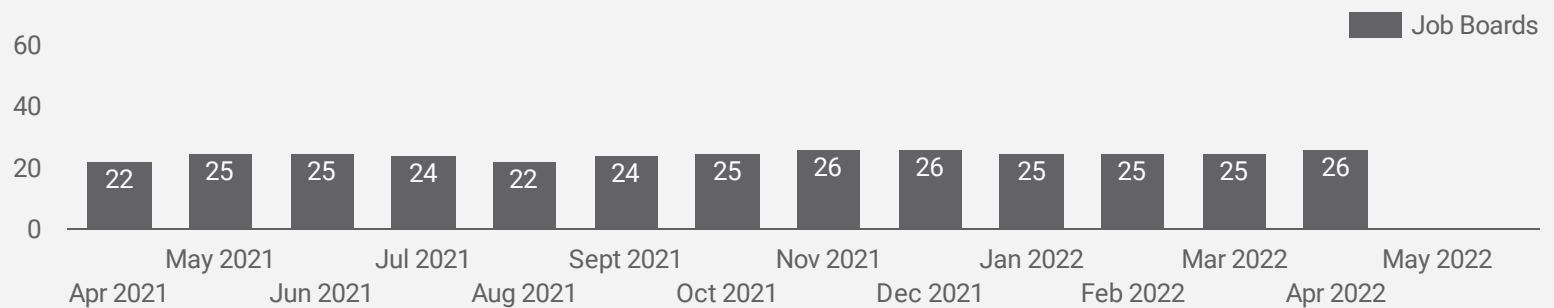
How many job postings were active for at least 1 day this month?



NOTE: This graph cannot be filtered using the controls on the cover page

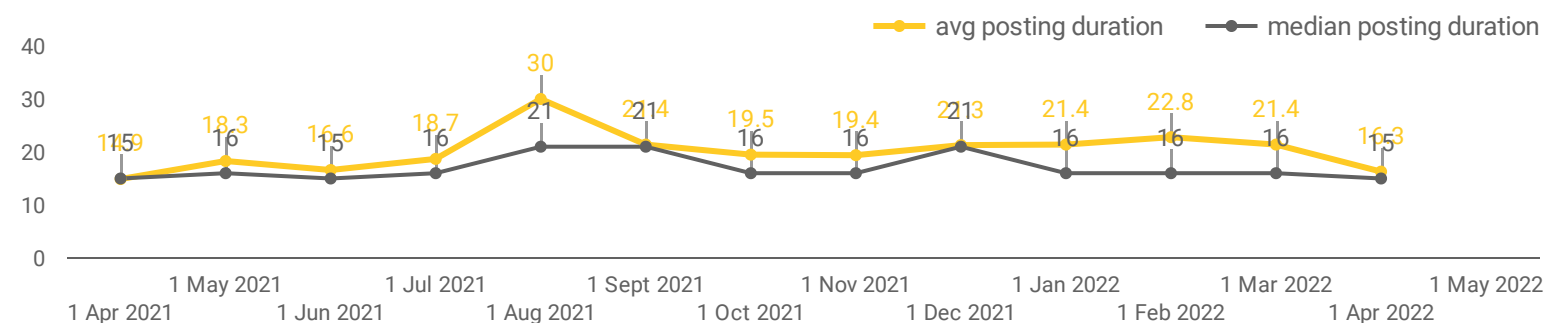
NUMBER OF ACTIVE JOB BOARDS

How many job postings were active for at least 1 day this month on these job boards?



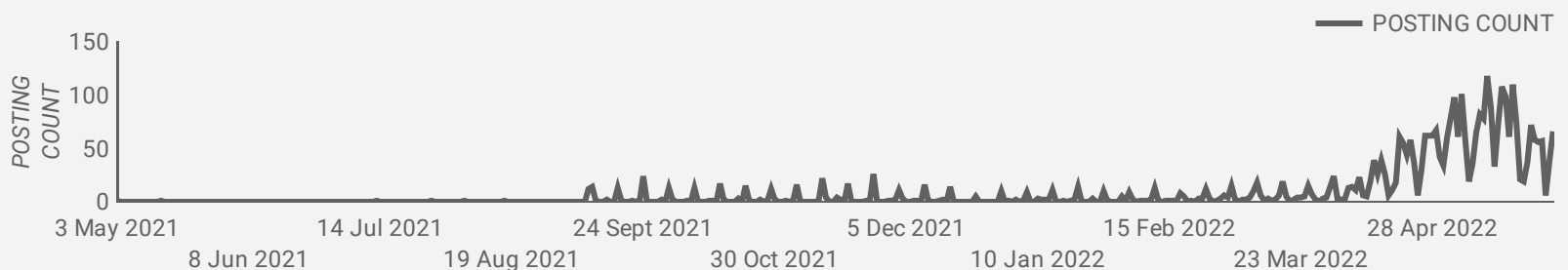
AVG & MEDIAN POSTING LENGTH BY DAYS

How long are employers having to recruit for to find candidates to fill their job vacancies?



POST DATE TIMELINE FOR THIS MONTH'S ACTIVE JOB POSTINGS

How many job postings were active for at least 1 day this month?



JOB POSTINGS BY MUNICIPALITY

How many job postings were active for at least 1 day this month?

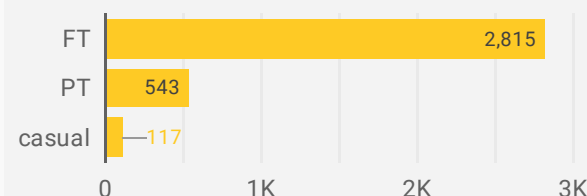
	MUNICIPALITY	POSTING COUNT	AVG POSTING LENGTH IN DAYS	MEDIAN POSTING LENGTH IN DAYS
1.	Sault Ste. Marie	2,813	18.4	15
2.	Elliot Lake	171	6.9	1
3.	Wawa	105	24.1	16
4.	Blind River	101	26.7	20
5.	Dubreulville	85	27.6	21
6.	White River	58	38.8	21
7.	Hornepayne	45	26.7	15
8.	Prince	23	15.6	15
9.	Thessalon First Nation	19	23.5	18
10.	Huron Shores	11	24.2	21
11.	Bruce Mines	9	24.7	21
12.	Goulais and District Local Services Board	8	17.6	21
13.	Macdonald, Meredith and Aberdeen Additional	8	19.3	21
14.	Garden River First Nation	7	13.1	14
15.	Johnson	4	15.5	15
16.	Spanish	3	15.0	15
17.	St. Joseph	1	15.0	15
18.	Hilton Beach	1	15.0	15

1 - 21 / 21



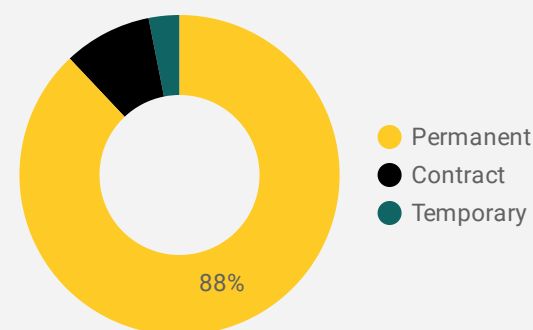
JOB TYPE

Full-time vs Part-time



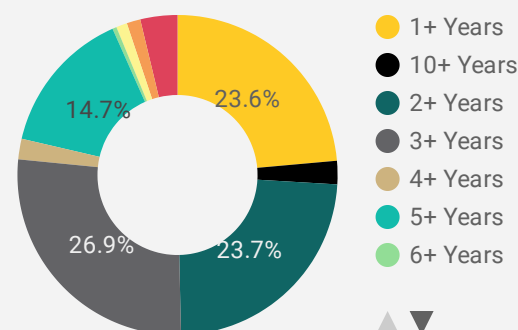
JOB DURATION

Permanency of jobs posted



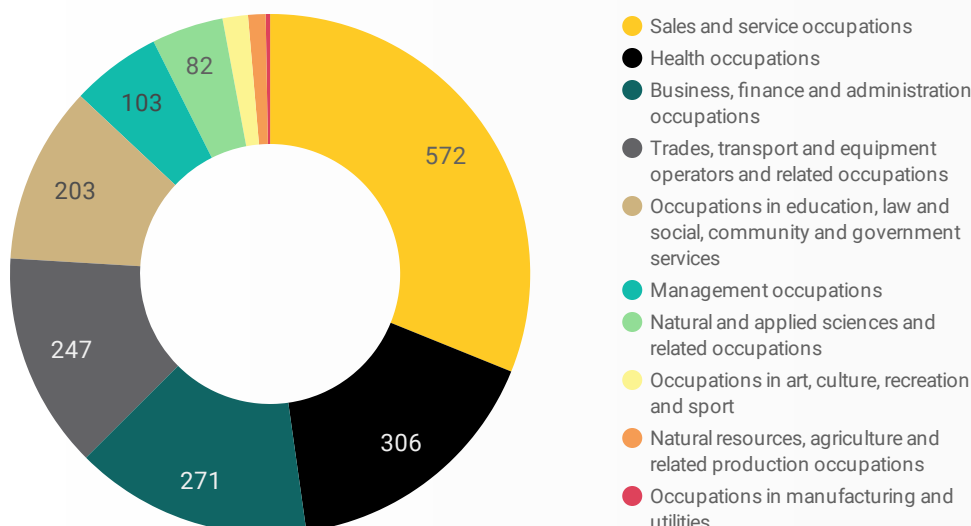
JOB EXPERIENCE

Job Postings by Experience Level Required



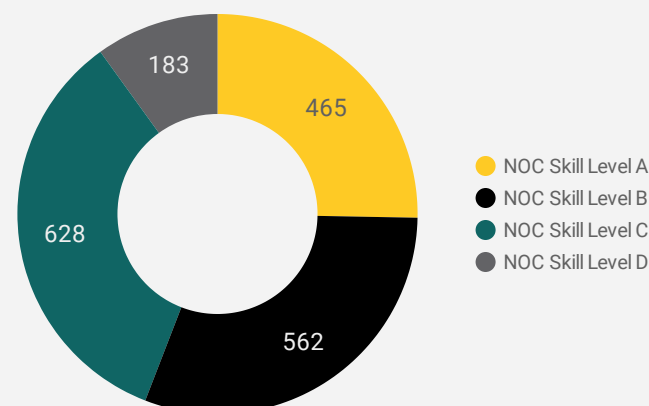
JOB POSTINGS BY SKILL TYPE

What skill type is being recruited?



JOB POSTINGS BY SKILL LEVEL

What education do occupations typically require?



Skill Level A = Usually University education | Skill Level B = Usually College education or Apprenticeship training | Skill Level C = Usually Secondary education or occupation-specific training | Skill Level D = Usually on-the-job training

TOP HIRING EMPLOYERS & AGENCIES

Who is hiring?

	COMPANY	MUNICIPALITY	POSTINGS COUNT ▾	AVG POSTING LENGTH IN DAYS	MEDIAN POSTING LENGTH IN DAYS
1.	Sault Area Hospital	Sault Ste. Marie	640	17.6	15
2.	Varsity Tutors	Sault Ste. Marie	154	2.1	1
3.	Varsity Tutors	Elliot Lake	115	1.9	1
4.	Alamos Gold	Dubreulville	27	47.3	43
5.	FAIRFIELD BY MARRIOTTÂ REVELSTOKE	Sault Ste. Marie	26	1.3	1
6.	A & F Kistemaker Limited	Hornepayne	24	38.8	15
7.	Employment Options	Elliot Lake	22	33.4	28
8.	Algoma University	Sault Ste. Marie	22	18.7	21
9.	OLG	Sault Ste. Marie	22	15.8	15
10.	Marriott International	Sault Ste. Marie	18	46.3	37
11.	Ontario Public Service / OPS	Sault Ste. Marie	17	21.0	21
12.	Walmart Canada	Sault Ste. Marie	16	20.3	21
13.	Garden River First Nation	Sault Ste. Marie	16	13.9	14
14.	Delta Hotels	Sault Ste. Marie	16	44.6	39
15.	Algoma Family Services	Sault Ste. Marie	15	18.2	21
16.	Your Independent Grocer	Sault Ste. Marie	15	12.9	15
17.	Sault College	Sault Ste. Marie	15	21.0	21
18.	Metro	Sault Ste. Marie	15	16.8	3
19.	TULLOCH	Sault Ste. Marie	15	6.1	1
20.	Ministry of Northern Development, Mines, Natural Resources and Forestry	Sault Ste. Marie	15	20.8	15
21.	Ontario Aboriginal Housing Services	Sault Ste. Marie	14	21.6	21
22.	Nogdawindamin Family and Community Services	Sault Ste. Marie	14	13.6	14
23.	North Shore Health Network	Sault Ste. Marie	14	53.1	60
24.	Tenaris	Sault Ste. Marie	14	18.5	15
25.	EACOM Timber Corporation	Sault Ste. Marie	13	24.2	15
26.	Ledcor	Dubreulville	13	17.8	15
27.	Alamos Gold Inc.	Dubreulville	12	19.2	21
28.	Gateway Casinos & Entertainment Ltd.	Sault Ste. Marie	12	18.1	18
29.	Ministry of Northern Development, Mines, Natural...	Sault Ste. Marie	12	21.0	21
30.	Marriott Worldwide	Sault Ste. Marie	11	17.7	15

TOP HOURLY WAGES IN JOB POSTINGS

What are employers willing to pay to find the perfect candidate?

of Minimum Wage Job Postings

62

	JOB TITLE	COMPANY	LOCATION	WAGE VALUE ▾
1.	Site Manager, Construction	Ausenco Engineering Canada Inc.	Dubreulville	120
2.	Registered Massage Therapist (rmt)	Spark Rehabilitation Inc.	Sault Ste. Marie	71.5
3.	General Manager - Goods Production, Utilities, Transportation And Construction	A & F Kistemaker Limited	Hornepayne	49.5
4.	General Manager - Goods Production, Utilities, Transportation And Construction Job	A & F Kistemaker Limited	Hornepayne	49.5
5.	INDUSTRIAL ELECTRICIANS - ENTRY RATE \$39.34 per/hr up to \$46.94 per/hr	Roseburg Pembroke MDF	Sault Ste. Marie	46.94
6.	Information Systems Administrator	Sault Area Hospital	Sault Ste. Marie	45.85
7.	Equipment Operator, Heavy-duty	CLAC	Dubreulville	45
8.	Assistant Transportation Manager	A & F Kistemaker Limited	Hornepayne	43.75
9.	Assistant Transportation Manager Job	A & F Kistemaker Limited	Hornepayne	43.75

1 - 100 / 425



TOP SALARIES IN JOB POSTINGS

What are employers willing to pay to find the perfect candidate?

	JOB TITLE	COMPANY	LOCATION	WAGE VALUE ▾
1.	Elearning Specialist	Algoma University	Sault Ste. Marie	81,000
2.	Handyman Renovation - Sault Ste. Marie	The Byng Group	Sault Ste. Marie	65,000
3.	Manager Of Virtual Delivery	Northern Credit Union	Sault Ste. Marie	65,000
4.	Inside Sales Representative	Sonepar Canada	Sault Ste. Marie	65,000
5.	Volet 1 " Adjoint Ex"cutif " L"™ " quipe De Gestion Volet 2 " Agent De Planification Et Des Op"rations	Ressources naturelles Canada	Sault Ste. Marie	62,000
6.	Stream 1 " Executive Assistant To The Management Team Stream 2 " Planning And Operations Officer	Natural Resources Canada - Canadian Forest Service / Great Lakes Forestry Centre	Sault Ste. Marie	61,152
7.	Metallurgical Technician	Silver Lake Resources	White River	54,000
8.	Az Driver - Norquay Trusses	Norquay Trusses	Sault Ste. Marie	49,000
9.	Forklift Operator - Norquay Trusses	Norquay Trusses	Sault Ste. Marie	48,000

1 - 36 / 36

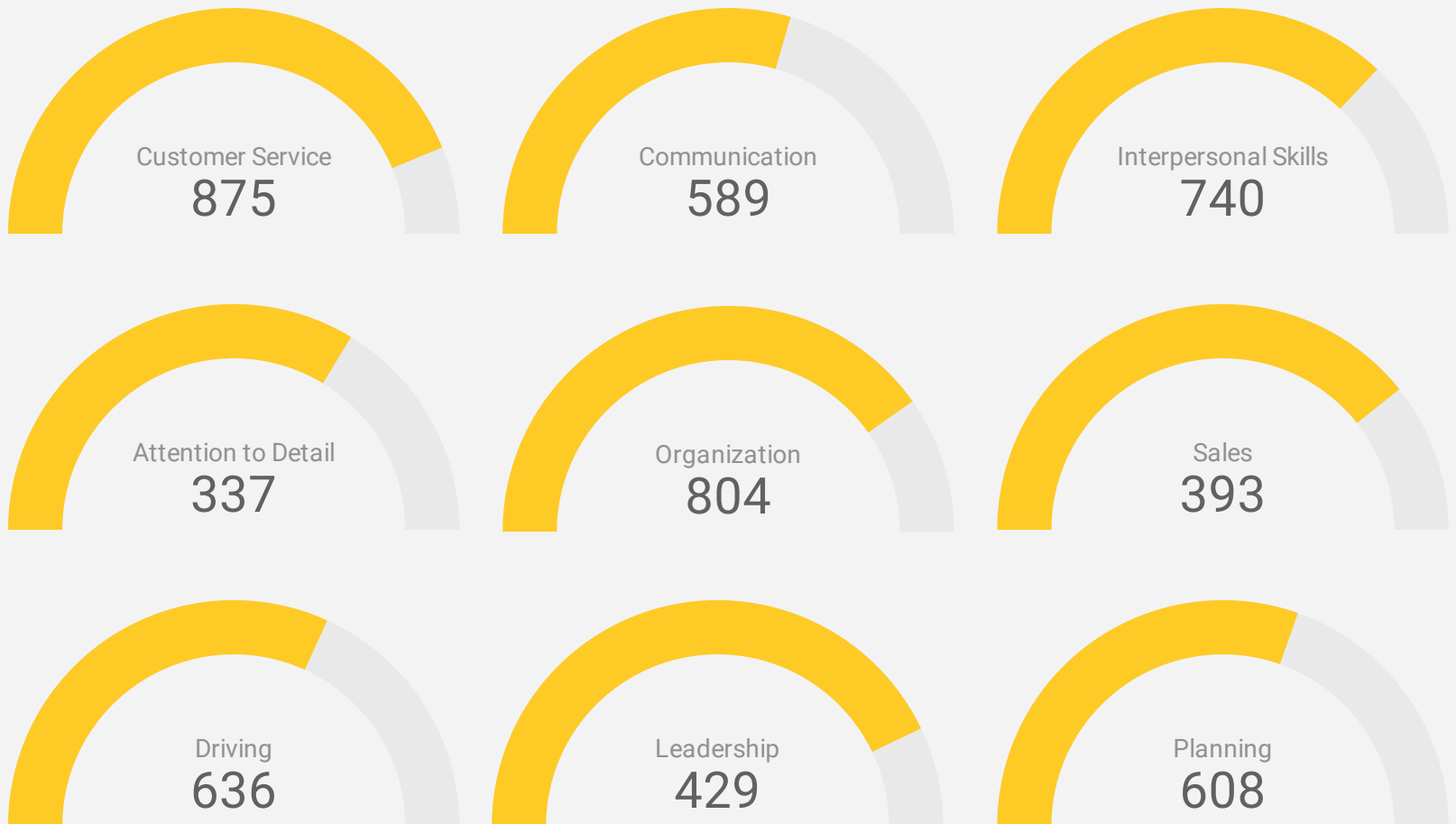


TOP IN-DEMAND SKILLS

How many times were these skills found in job postings?

ACTIVE JOB POSTINGS THIS MONTH

3,475



KEY JOB REQUIREMENTS

How often are these requirements desired in job postings?

ACTIVE JOB POSTINGS THIS MONTH

3,475



Driver's License

115



First Aid

186



Regular Access to a Vehicle

147



Criminal Record Check

228



Microsoft Office

301



Food Safety

17

JOB POSTINGS BY SKILL LEVEL, FREQUENCY, & DURATION

What jobs are in-demand and/or hard to fill?

	4 DIGIT NOC	4 DIGIT NOC NAME	SKILL LEVEL	POSTING COUNT ▾	AVG POSTING LENGTH IN DAYS	MEDIAN POSTING LENGTH IN DAYS
1.	3012	Registered nurses and registered psychiatric nurses	NOC Skill Level A	162	19.2	16
2.	6421	Retail salespersons	NOC Skill Level C	112	18.6	21
3.	4212	Social and community service workers	NOC Skill Level B	71	9.9	7
4.	6322	Cooks	NOC Skill Level B	71	25.0	17
5.	4412	Home support workers, housekeepers and related occupations	NOC Skill Level C	70	20.0	15
6.	6552	Other customer and information services representatives	NOC Skill Level C	60	19.9	20
7.	6731	Light duty cleaners	NOC Skill Level D	55	25.1	21
8.	6711	Food counter attendants, kitchen helpers and related support occupations	NOC Skill Level D	45	22.0	15
9.	621	Retail and wholesale trade managers	NOC Skill Level A	39	21.6	21
10.	1414	Receptionists	NOC Skill Level C	33	23.6	15
11.	7511	Transport truck drivers	NOC Skill Level C	33	26.7	16
12.	7452	Material handlers	NOC Skill Level C	30	24.6	17
13.	1411	General office support workers	NOC Skill Level C	30	14.3	15
14.	1241	Administrative assistants	NOC Skill Level B	29	19.7	15
15.	7514	Delivery and courier service drivers	NOC Skill Level C	24	20.8	21
16.	6611	Cashiers	NOC Skill Level D	22	15.3	15
17.	6513	Food and beverage servers	NOC Skill Level C	20	37.7	21
18.	3413	Nurse aides, orderlies and patient service associates	NOC Skill Level C	20	13.8	16.5
19.	1431	Accounting and related clerks	NOC Skill Level C	19	19.5	21
20.	1243	Medical administrative assistants	NOC Skill Level B	18	10.0	10
21.	7521	Heavy equipment operators (except crane)	NOC Skill Level C	18	22.8	21
22.	6222	Retail and wholesale buyers	NOC Skill Level B	17	22.8	15
23.	6512	Bartenders	NOC Skill Level C	17	21.4	20
24.	3219	Other medical technologists and technicians (except dental health)	NOC Skill Level B	15	24.2	21
25.	3414	Other assisting occupations in support of health services	NOC Skill Level C	15	21.0	21
26.	6311	Food service supervisors	NOC Skill Level B	15	71.0	107
27.	6541	Security guards and related security service occupations	NOC Skill Level C	15	19.2	15
28.	3131	Pharmacists	NOC Skill Level A	15	22.0	15
29.	6733	Janitors, caretakers and building superintendents	NOC Skill Level D	14	21.2	15

JOB POSTINGS BY 3-DIGIT NATIONAL OCCUPATION CLASSIFICATION

What jobs are hard to fill and/or in-demand?

	3 DIGIT NOC	3 DIGIT NOC NAME	SKILL LEVEL	POSTING COUNT ▾	AVG POSTING LENGTH IN DAYS	MEDIAN POSTING LENGTH IN DAYS
1.	301	Professional occupations in nursing	NOC Skill Level A	165	19.2	16
2.	642	Retail salespersons	NOC Skill Level C	112	18.6	21
3.	421	Paraprofessional occupations in legal, social, community and education services	NOC Skill Level B	83	11.9	11
4.	632	Chefs and cooks	NOC Skill Level B	82	24.9	19.5
5.	441	Home care providers and educational support occupations	NOC Skill Level C	75	19.4	15
6.	751	Motor vehicle and transit drivers	NOC Skill Level C	73	23.6	16
7.	673	Cleaners	NOC Skill Level D	72	23.9	20
8.	141	General office workers	NOC Skill Level C	68	20.7	15
9.	655	Customer and information services representatives	NOC Skill Level C	60	19.9	20
10.	124	Office administrative assistants - general, legal and medical	NOC Skill Level B	47	19.3	15
11.	651	Occupations in food and beverage service	NOC Skill Level C	46	31.6	21
12.	671	Food counter attendants, kitchen helpers and related support occupations	NOC Skill Level D	45	22.0	15
13.	341	Assisting occupations in support of health services	NOC Skill Level C	40	15.7	16.5
14.	062	Retail and wholesale trade managers	NOC Skill Level A	39	21.6	21
15.	321	Medical technologists and technicians (except dental health)	NOC Skill Level B	39	33.5	21
16.	111	Auditors, accountants and investment professionals	NOC Skill Level A	34	17.7	15
17.	745	Longshore workers and material handlers	NOC Skill Level C	32	24.0	16
18.	143	Financial, insurance and related administrative support workers	NOC Skill Level C	28	18.8	21
19.	122	Administrative and regulatory occupations	NOC Skill Level B	26	24.5	18
20.	415	Social and community service professionals	NOC Skill Level A	23	25.0	21
21.	661	Cashiers	NOC Skill Level D	22	15.3	15
22.	313	Pharmacists, dietitians and nutritionists	NOC Skill Level A	21	25.0	15
23.	731	Machinery and transportation equipment mechanics (except motor vehicles)	NOC Skill Level B	21	33.4	22.5
24.	631	Service supervisors	NOC Skill Level B	21	59.8	15
25.	112	Human resources and business service professionals	NOC Skill Level A	20	19.0	16
26.	752	Heavy equipment operators	NOC Skill Level C	19	22.7	21
27.	622	Technical sales specialists in wholesale trade and retail and wholesale buyers	NOC Skill Level B	17	22.8	15
28.	213	Civil, mechanical, electrical and chemical engineers	NOC Skill Level A	16	7.4	2
29.	633	Butchers and bakers	NOC Skill Level B	16	14.0	9

JOB POSTINGS BY 2-DIGIT NATIONAL OCCUPATION CLASSIFICATION

What jobs are hard to fill and/or in-demand?

	2 DIGIT NOC	2 DIGIT NOC NAME	SKILL LEVEL	POSTING COUNT ▾	AVG POSTING LENGTH IN DAYS	MEDIAN POSTING LENGTH IN DAYS
1.	30	Professional occupations in nursing	NOC Skill Level A	165	19.2	16
2.	65	Service representatives and other customer and personal services occupations	NOC Skill Level C	139	23.8	20.5
3.	67	Service support and other service occupations, n.e.c.	NOC Skill Level D	132	23.3	19
4.	63	Service supervisors and specialized service occupations	NOC Skill Level B	123	27.5	19
5.	64	Sales representatives and salespersons - wholesale and retail trade	NOC Skill Level C	112	18.6	21
6.	75	Transport and heavy equipment operation and related maintenance occupations	NOC Skill Level C	102	23.1	18
7.	14	Office support occupations	NOC Skill Level C	100	19.4	15
8.	42	Paraprofessional occupations in legal, social, community and education services	NOC Skill Level B	83	11.9	11
9.	12	Administrative and financial supervisors and administrative occupations	NOC Skill Level B	83	21.8	15
10.	44	Care providers and educational, legal and public protection support occupations	NOC Skill Level C	75	19.4	15
11.	72	Industrial, electrical and construction trades	NOC Skill Level B	65	24.5	16
12.	32	Technical occupations in health	NOC Skill Level B	58	27.4	21
13.	11	Professional occupations in business and finance	NOC Skill Level A	54	18.0	15.5
14.	21	Professional occupations in natural and applied sciences	NOC Skill Level A	47	16.3	15
15.	06	Middle management occupations in retail and wholesale trade and customer services	NOC Skill Level A	45	22.0	21
16.	31	Professional occupations in health (except nursing)	NOC Skill Level A	43	21.3	20.5
17.	73	Maintenance and equipment operation trades	NOC Skill Level B	40	33.0	21
18.	34	Assisting occupations in support of health services	NOC Skill Level C	40	15.7	16.5
19.	62	Retail sales supervisors and specialized sales occupations	NOC Skill Level B	39	21.7	20
20.	22	Technical occupations related to natural and applied sciences	NOC Skill Level B	35	19.5	15
21.	74	Other installers, repairers and servicers and material handlers	NOC Skill Level C	34	24.0	17
22.	41	Professional occupations in law and social, community and government services	NOC Skill Level A	31	21.8	21
23.	66	Sales support occupations	NOC Skill Level D	27	14.6	15
24.	15	Distribution, tracking and scheduling co-ordination occupations	NOC Skill Level C	24	18.3	19
25.	01	Senior managers - construction, transportation, production and utilities	NOC Skill Level A	23	27.9	21
26.	07	Managers in customer and personal services, n.e.c.	NOC Skill Level A	21	30.6	21
27.	52	Technical occupations in art, culture, recreation and sport	NOC Skill Level B	18	16.3	15.5

MULTILINGUAL JOB POSTINGS BY THE NUMBERS

ACTIVE POSTINGS	NEW POSTINGS	COMPANIES	LANGUAGES
235	2	108	4

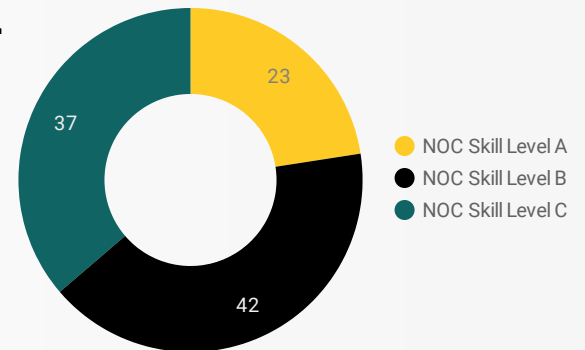
OF DAYS POSTED

AVERAGE	MEDIAN
21.0	21

MULTILINGUAL JOB POSTINGS BY SKILL LEVEL

What language skills are employers looking for by occupational skill level?

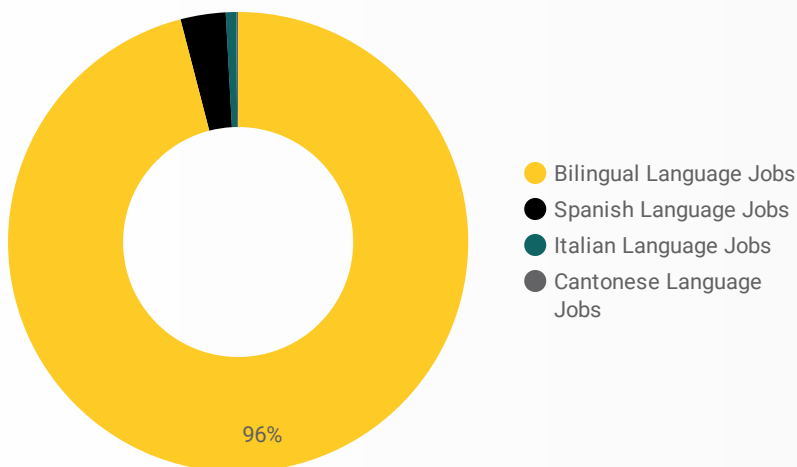
23	Skill Level A - Management/ Professional Occupations usually requiring University
42	Skill Level B - Usually college education or apprenticeship training
37	Skill Level C - Usually secondary education or occupation-specific training
0	Skill Level D - Usually on-the-job training



LANGUAGES	NOC Skill Level A	NOC Skill Level B	NOC Skill Level C
Bilingual Lan...
Spanish Lang...	4	2	
Italian Langu...	1		

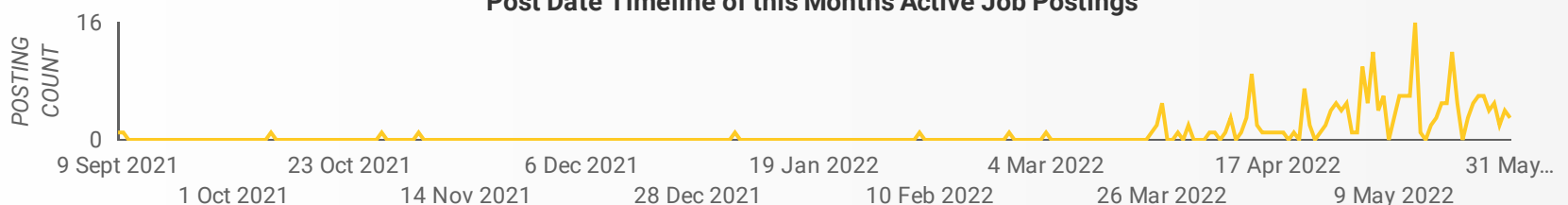
LANGUAGE SKILLS BREAKDOWN

Which kinds of language skills do employers seek?



	LANGUAGES	POSTING COUNT
1.	Bilingual Language Jobs	224
2.	Spanish Language Jobs	9
3.	Italian Language Jobs	1
4.	Cantonese Language Jobs	1

Post Date Timeline of this Month's Active Job Postings



LANGUAGE SKILLS BEING RECRUITED BY SKILL TYPE

What language skills are sought by 1-Digit NOC?

SKILL TYPE NAME	Bilingual Language Jobs	Spanish Language Jobs	Italian Language Jobs	Grand total
Business, finance and administration occu...	32			32
Health occupations	9			9
Management occupations	6			6
Natural and applied sciences and related o...	5			5
Occupations in art, culture, recreation and ...	1			1
Occupations in education, law and social, ...	15	1		16
Sales and service occupations	21	5	1	27
Trades, transport and equipment operator...	6			6
Grand total	95	6	1	102

MULTILINGUAL JOB POSTINGS BY MUNICIPALITY

What language skills are sought by 4-Digit NOC?

	MUNICIPALITY	JOB LANGUAGES ▾	AVG POSTING LENGTH IN DAYS	MEDIAN POSTING LENGTH IN DAYS
1.	Sault Ste. Marie	184	21.2	21
2.	Prince	13	11.7	14
3.	Blind River	12	20.7	20
4.	Dubreulville	9	17.6	15
5.	Wawa	5	37.6	15
6.	Hornepayne	3	21.3	21
7.	Elliot Lake	3	21.5	21.5
8.	Huron Shores	2	25.0	25
9.	Thessalon First Nation	2	37.5	37.5
10.	Goulais and District Local Services Board	1	6.0	6
11.	Montreal River	1	21.0	21

LANGUAGE DEMAND BY JOB

What language skills are sought by 4-Digit NOC?

4 DIGIT NOC NAME	POSTINGS ▾
1. Other customer and information services re...	13
2. Social and community service workers	9
3. Retail salespersons	7
4. Financial auditors and accountants	5
5. Cooks	5
6. Administrative assistants	5
7. Letter carriers	4
8. Medical laboratory technicians and patholo...	4
9. Accounting and related clerks	3
10. Retail and wholesale trade managers	3
11. Accounting technicians and bookkeepers	3
12. Home support workers, housekeepers and r...	3
13. Early childhood educators and assistants	2
14. Urban and land use planners	2
15. Human resources and recruitment officers	2
16. Storekeepers and partspersons	2
17. Physiotherapists	2
18. Payroll administrators	2
19. Human resources professionals	2
20. Contractors and supervisors, machining, me...	2
21. Medical administrative assistants	2
22. Automotive service technicians, truck and b...	1
23. Database analysts and data administrators	1
24. Hotel front desk clerks	1
25. Medical radiation technologists	1
26. Inspectors in public and environmental heal...	1
27. School principals and administrators of ele...	1
28. Sheet metal workers	1
29. Delivery and courier service drivers	1
30. Journalists	1
31. Receptionists	1

1 - 41 / 41 < >

MULTILINGUAL HIRING EMPLOYERS

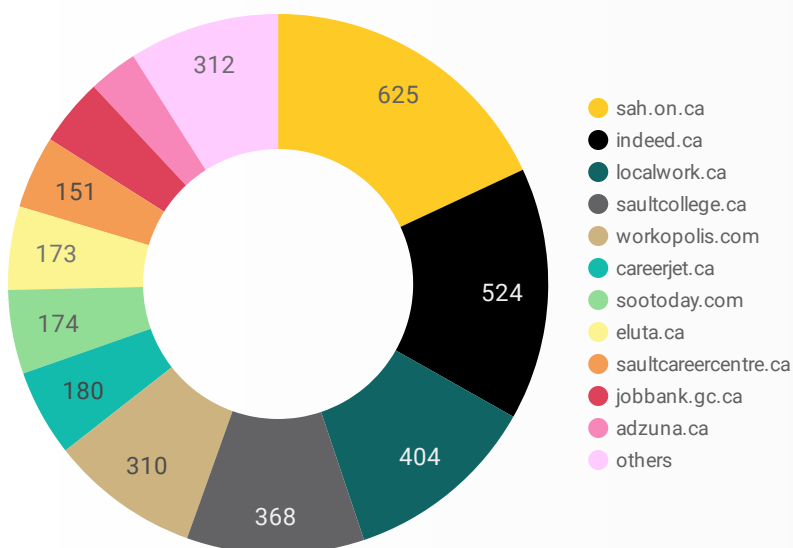
Which employers are seeking multilingual candidates?

COMPANY	POSTINGS ▾
1. Sault Area Hospital	12
2. Algoma Family Services	12
3. North Shore Health Network	8
4. Canadian Mental Health Association-Sault Ste. Marie Branch	7
5. Waterfalls Lodge Inc	6
6. Canadian Mental Health Association Algoma	5
7. Federation of Canadian Municipalities	5
8. Interfor Corporation	5
9. Fédération canadienne des municipalités	5
10. Algoma Public Health	4
11. Ontario Public Service / OPS	4
12. Alamos Gold Inc.	4
13. Liquor Control Board of Ontario / LCBO	4
14. Conseil scolaire catholique Nouvelon	4
15. Liquor Control Board of Ontario	3
16. EACOM Timber Corporation	3
17. Alamos Gold	3
18. Bell Canada	3
19. Centre d'éducation et de formation pour adultes (CÉFA)	3
20. Ministry of Children, Community and Social Services	3
21. Canadian Mental Health Association	3
22. Conseil scolaire public du Grand Nord de l'Ontario...	3
23. Lallemand Inc.	3
24. Sault Ste Marie KOA Holiday	3
25. Serco	3
26. Lallemand	3
27. La Source	2
28. CÉFA	2

1 - 50 / 108 < >

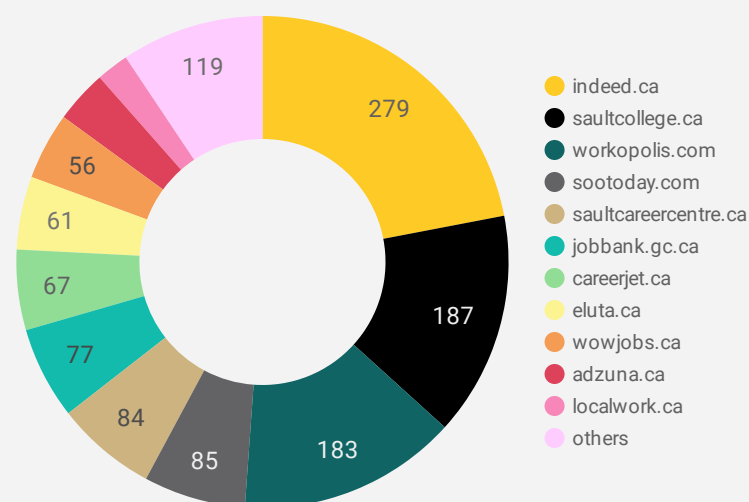
JOB POSTINGS BY JOB BOARD

What share of unique job postings appear on each job board?



COMPANIES BY JOB BOARD

What share of unique job postings appear on each job board?



JOB POSTING DETAILS BY JOB BOARD

How does job posting activity differ by job board?

	JOB BOARD	POSTING COUNT ▾	AVG POSTING LENGTH IN DAYS	MEDIAN POSTING LENGTH IN DAYS	# OF COMPANIES
1.	sah.on.ca	625	53.0	53	1
2.	indeed.ca	524	21.0	21	279
3.	localwork.ca	404	2.5	1	27
4.	saultcollege.ca	368	19.2	15	187
5.	workopolis.com	310	15.0	15	183
6.	careerjet.ca	180	30.2	26	67
7.	sootoday.com	174	26.1	15	85
8.	eluta.ca	173	21.0	21	61
9.	saultcareercentre.ca	151	17.0	15	84
10.	jobbank.gc.ca	140	42.7	30	77
11.	adzuna.ca	102	15.0	15	44
12.	wowjobs.ca	65	23.1	25	56
13.	jobillico.com	57	33.5	26	19
14.	kijiji.ca	31	15.0	15	21
15.	wawarehc.com	31	31.0	32	27
16.	employmentoptions.ca	25	36.2	32	4
17.	workinnonprofits.ca	22	15.7	15	8
18.	network.applytoeducation.com	22	12.6	6	4