

JOB DEMAND REPORT

FEBRUARY 2022

HIGHLIGHTS

JOB POSTINGS BY THE NUMBERS

POSTING COUNT	NEW THIS MONTH	COMPANIES	JOB BOARDS
2,733	1,448	864	25

OF DAYS POSTED

AVERAGE	MEDIAN
22.8	16

REPORT BUILDER

The default filter selection below will show all job demand data for the month. You can use the filters to create a customized report for the purpose of understanding a subset of the data.

OCCUPATION FILTERS

SKILL TYPE NAME / 1-DIGIT NOC ▾

MAJOR GROUP / 2-DIGIT NOC ▾

MINOR GROUP / 3-DIGIT NOC ▾

UNIT GROUP / 4-DIGIT NOC ▾

SKILL LEVEL ▾

JOB TYPE ▾

JOB DURATION ▾

ADDITIONAL LANGUAGE ▾

SPECIFIC JOB TAGS ▾

OTHER FILTERS

MUNICIPALITY ▾

JOB BOARD ▾

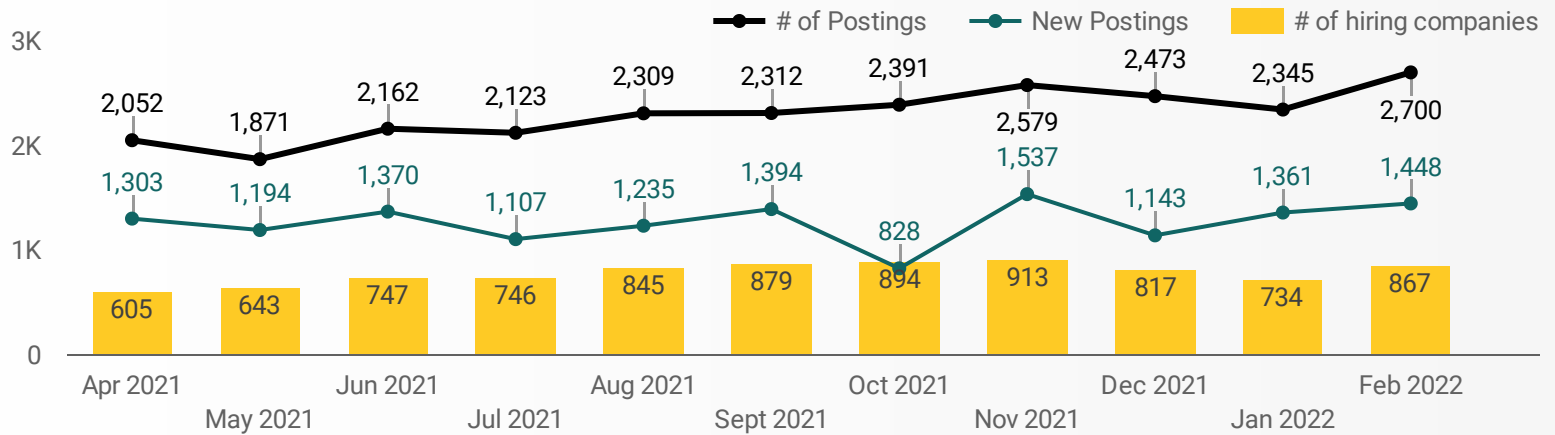
NOC = National Occupation Classification | NAICS = North American Industry Classification System

Source:

Job posting data collected by the Algoma Workforce Investment Corporation from job boards and employer websites who recruit candidates in Niagara Region.

JOB POSTINGS BY MONTH FOR ALGOMA REGION

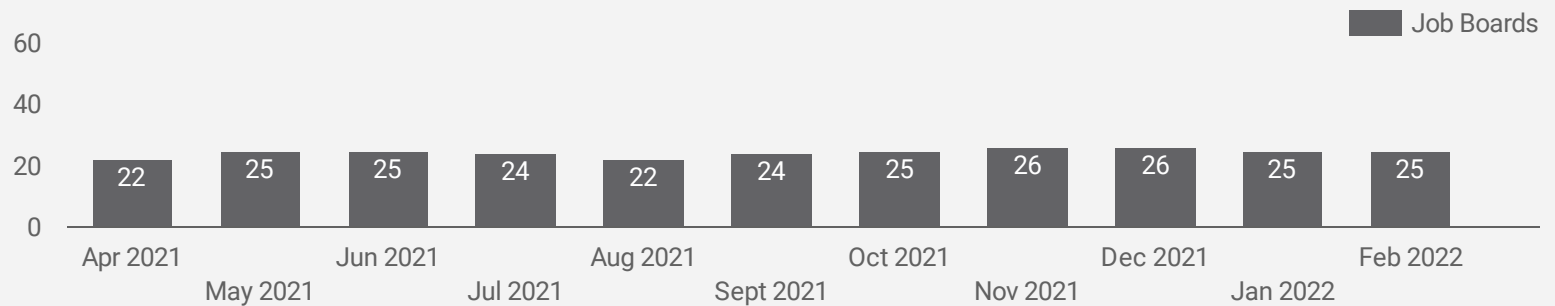
How many job postings were active for at least 1 day this month?



NOTE: This graph cannot be filtered using the controls on the cover page

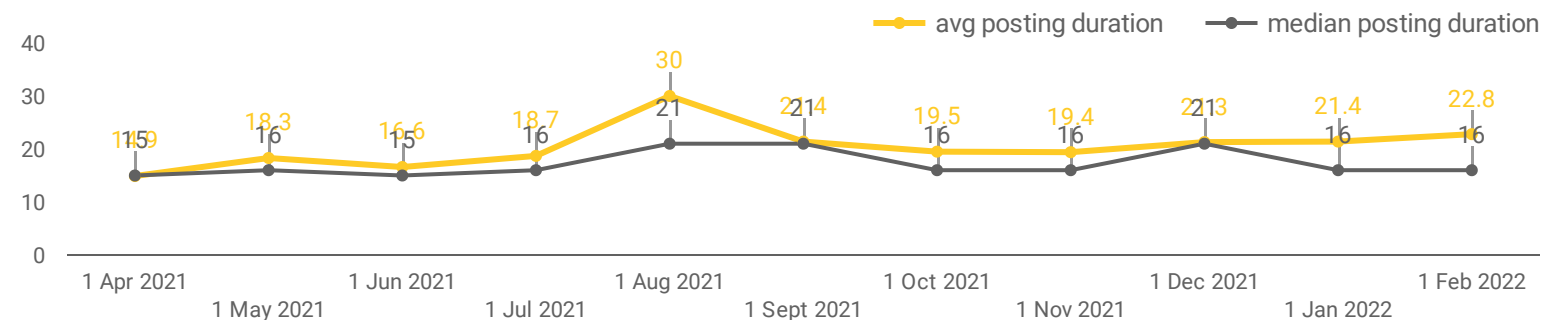
NUMBER OF ACTIVE JOB BOARDS

How many job postings were active for at least 1 day this month on these job boards?



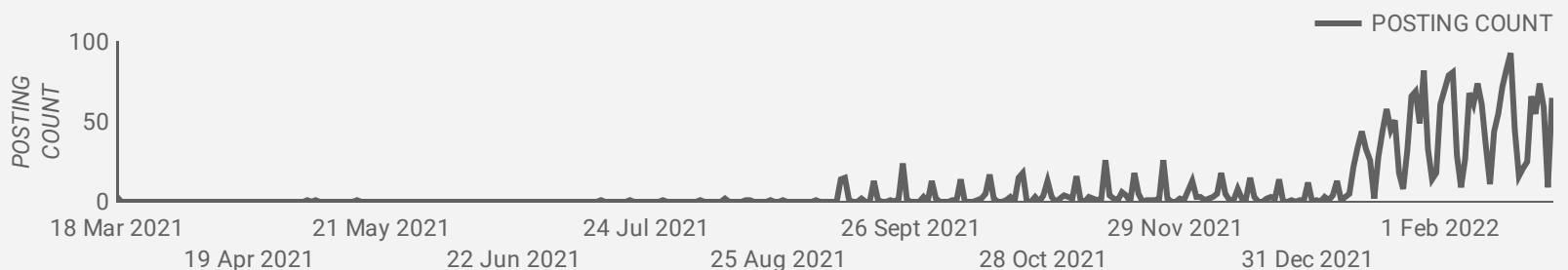
AVG & MEDIAN POSTING LENGTH BY DAYS

How long are employers having to recruit for to find candidates to fill their job vacancies?



POST DATE TIMELINE FOR THIS MONTH'S ACTIVE JOB POSTINGS

How many job postings were active for at least 1 day this month?



JOB POSTINGS BY MUNICIPALITY

How many job postings were active for at least 1 day this month?

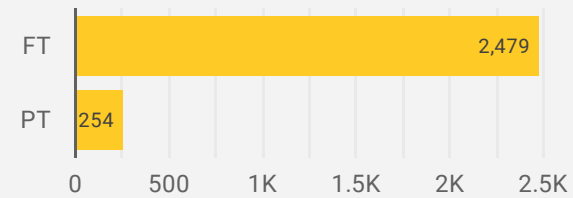
	MUNICIPALITY	POSTING COUNT	AVG POSTING LENGTH IN DAYS	MEDIAN POSTING LENGTH IN DAYS
1.	Sault Ste. Marie	2,222	18.3	15
2.	Wawa	98	27.0	21
3.	Blind River	90	27.7	18
4.	Prince	77	76.0	78
5.	Dubreulville	58	36.9	21
6.	White River	57	52.9	20
7.	Elliot Lake	36	32.6	5
8.	Hornepayne	36	27.4	15
9.	Thessalon First Nation	16	34.7	21
10.	Garden River First Nation	7	13.0	14
11.	Hilton Beach	7	14.9	16
12.	Bruce Mines	6	20.8	18
13.	Macdonald, Meredith and Aberdeen Additional	5	33.8	15
14.	Spanish	3	15.0	15
15.	Missanabie Local Services Board	2	18.5	19
16.	Goulais and District Local Services Board	2	18.5	19
17.	Montreal River	2	21.0	21
18.	Johnson	2	3.5	4

1 - 24 / 24



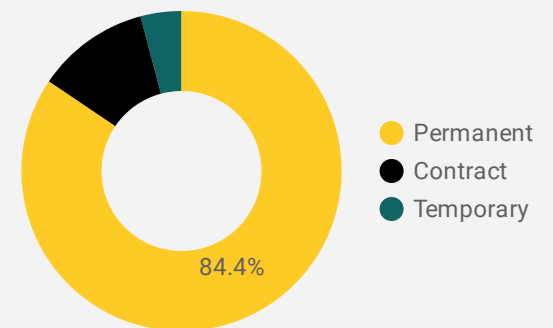
JOB TYPE

Full-time vs Part-time



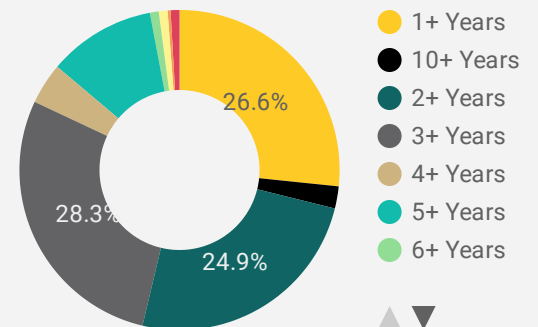
JOB DURATION

Permanency of jobs posted



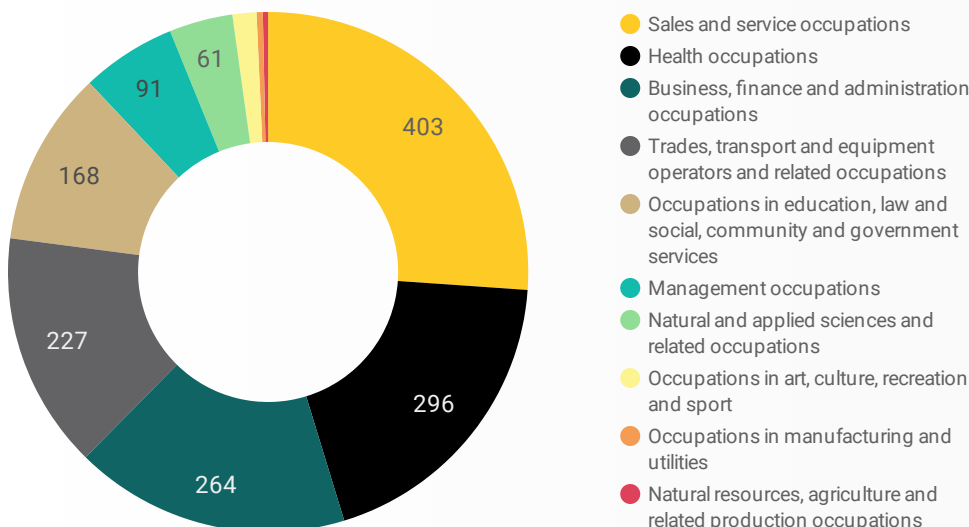
JOB EXPERIENCE

Job Postings by Experience Level Required



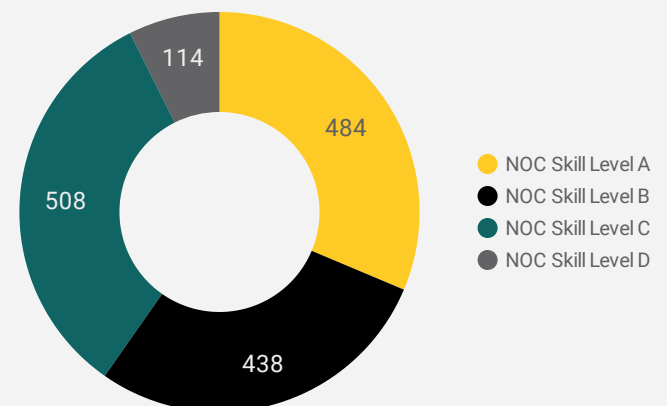
JOB POSTINGS BY SKILL TYPE

What skill type is being recruited?



JOB POSTINGS BY SKILL LEVEL

What education do occupations typically require?



Skill Level A = Usually University education | Skill Level B = Usually College education or Apprenticeship training | Skill Level C = Usually Secondary education or occupation-specific training | Skill Level D = Usually on-the-job training

TOP HIRING EMPLOYERS & AGENCIES

Who is hiring?












	COMPANY	MUNICIPALITY	POSTINGS COUNT ▾	AVG POSTING LENGTH IN DAYS	MEDIAN POSTING LENGTH IN DAYS
1.	Sault Area Hospital	Sault Ste. Marie	439	20.4	15
2.	OLG	Sault Ste. Marie	52	12.1	14
3.	Extendicare Canada Inc.	Sault Ste. Marie	19	19.0	21
4.	FAIRFIELD BY MARRIOTT REVELSTOKE	Sault Ste. Marie	18	1.1	1
5.	Ontario Public Service / OPS	Sault Ste. Marie	18	21.0	21
6.	OLG (Sault Ste. Marie)	Sault Ste. Marie	17	8.6	9
7.	Reliance Home Comfort	Sault Ste. Marie	16	15.6	15
8.	Nogdawindamin	Sault Ste. Marie	16	14.4	14
9.	Tenaris	Sault Ste. Marie	16	17.9	21
10.	Extendicare	Sault Ste. Marie	15	25.8	25
11.	The Home Depot Canada	Sault Ste. Marie	15	17.3	15
12.	Home Depot Canada	Sault Ste. Marie	14	21.0	21
13.	Home Depot	Sault Ste. Marie	14	11.1	11
14.	A & F Kistemaker Limited	Hornepayne	14	47.4	15
15.	KPMG	Sault Ste. Marie	13	13.9	15
16.	Dollarama	Sault Ste. Marie	13	40.0	30
17.	Thrive Child Development Center	Sault Ste. Marie	13	18.1	15
18.	Ministry of Northern Development, Mines, Natural Resources and Forestry	Sault Ste. Marie	12	17.7	17
19.	Garden River First Nations	Sault Ste. Marie	12	12.8	14
20.	EACOM Timber Corporation	Sault Ste. Marie	12	13.9	15
21.	Various Ministries	Sault Ste. Marie	12	null	null
22.	Community Living Algoma	Sault Ste. Marie	12	17.2	18
23.	Cedarwood Lodge	Sault Ste. Marie	12	17.0	15
24.	Home Depot of Canada Inc.	Sault Ste. Marie	11	9.6	9
25.	Muskoka Bay Resort	Sault Ste. Marie	11	null	null
26.	Ontario Aboriginal Housing Services	Sault Ste. Marie	11	17.5	15
27.	TenarisTamsa	Sault Ste. Marie	11	1.5	1
28.	Home and Community Care Support Services	Sault Ste. Marie	11	17.3	15
29.	Algoma District School Board	Sault Ste. Marie	11	5.2	5
30.	Alamos Gold	Dubreulville	11	30.7	32

TOP HOURLY WAGES IN JOB POSTINGS

What are employers willing to pay to find the perfect candidate?




of Minimum Wage Job Postings

49

	JOB TITLE	COMPANY	LOCATION	WAGE VALUE ▾
1.	Registered Nurse Infection Control Professional - Full Time	Sault Area Hospital	Sault Ste. Marie	50.96 
2.	Addictions Counselor	Sault Area Hospital	Sault Ste. Marie	50.96 
3.	Social Worker	Sault Area Hospital	Sault Ste. Marie	50.96 
4.	Registered Nurse (2)	Ontario Public Service / OPS	Sault Ste. Marie	43.9 
5.	Assistant Transportation Manager Job	A & F Kistemaker Limited	Hornepayne	43.75 
6.	Assistant Transportation Manager	A & F Kistemaker Limited	Hornepayne	43.75 
7.	Mechanic, Aircraft	1138969 Ontario Inc	Macdonald, Meredith and Aberdeen Additional	40.15 
8.	Caregiver For Elderly	Miles for Smiles	Sault Ste. Marie	40 
9.	Apprentice Millwright	Soo Foundry & Machine	Sault Ste. Marie	40 
10.	Gas Fitter	PATRICK SPRACK LIMITED	Sault Ste. Marie	40 
11.	Apprentice Millwright	Soo Foundry & Machine (1980 Limited)	Sault Ste. Marie	40 
12.	Personal Support Worker	Simcare Health Services	Sault Ste. Marie	40 
				1 - 100 / 378 < >

TOP SALARIES IN JOB POSTINGS

What are employers willing to pay to find the perfect candidate?

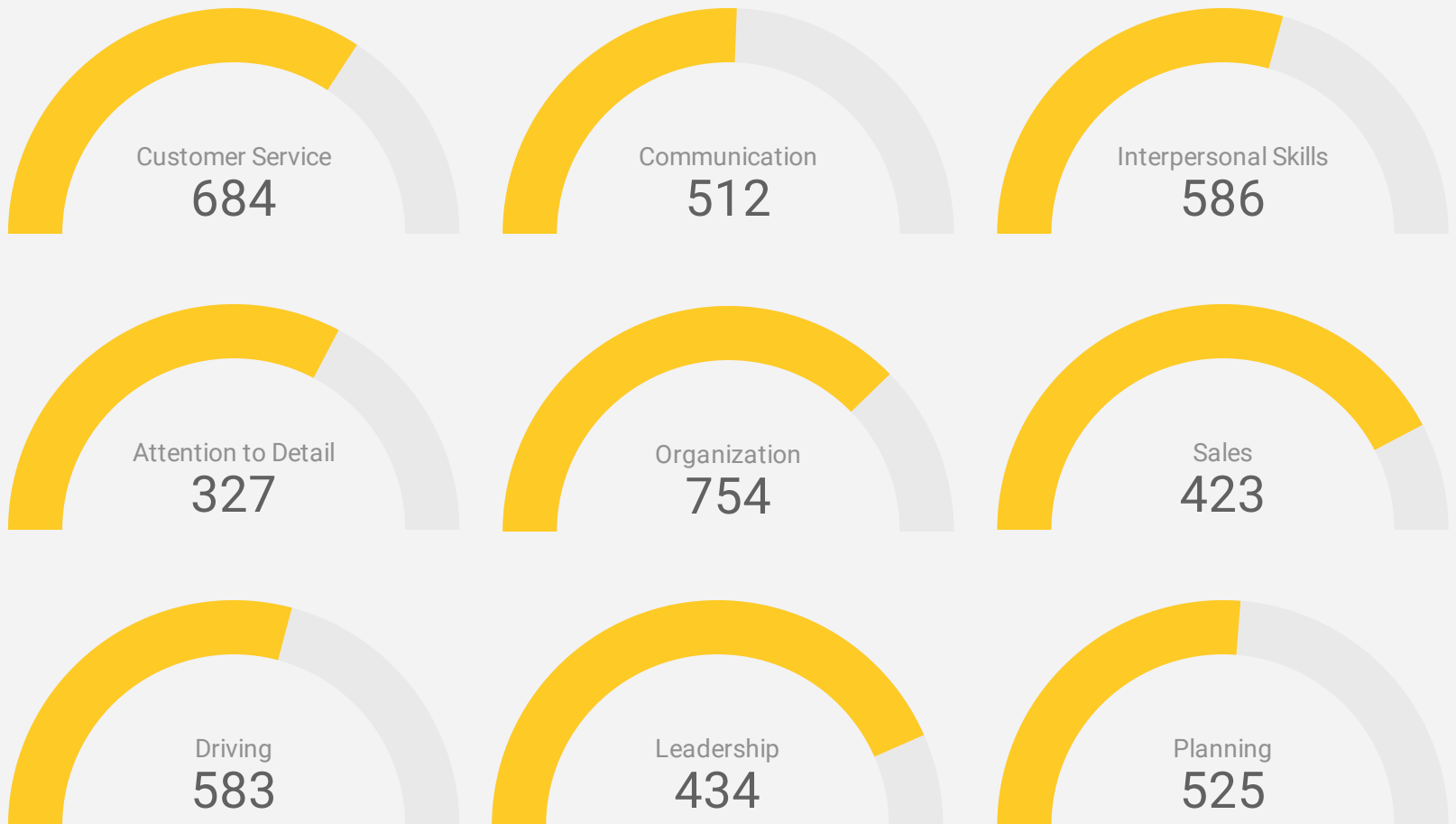
	JOB TITLE	COMPANY	LOCATION	WAGE VALUE ▾
1.	Customer Service Representative	National Money Mart Company Inc.	Sault Ste. Marie	250,000 
2.	Customer Service Representative	Money Mart	Sault Ste. Marie	250,000 
3.	Customer Service Representative	Momentum Financial Services Group	Sault Ste. Marie	250,000 
4.	Real Estate Sales Representative	Royal LePage Real Estate Services	Sault Ste. Marie	150,000 
5.	Associate Dentist - Northern Ontario - Full Time	Altima Dental	Sault Ste. Marie	120,000 
6.	Associate Dentist - Northern Ontario - Full Time	Altima Dental Canada	Sault Ste. Marie	120,000 
7.	Technology Service Manager	OLG	Sault Ste. Marie	120,000 
8.	Database Development Manager	OLG	Sault Ste. Marie	120,000 
9.	District Resource Management Supervisor	Ministry of Northern Development, Mines, Natural...	Wawa	115,856 
10.	District Resource Management	Ministry of Northern	Wawa	115,856 
				1 - 100 / 216 < >

TOP IN-DEMAND SKILLS

How many times were these skills found in job postings?

ACTIVE JOB POSTINGS THIS MONTH

2,733



KEY JOB REQUIREMENTS

How often are these requirements desired in job postings?

ACTIVE JOB POSTINGS THIS MONTH

2,733



Driver's License

93



First Aid

148



Regular Access to a Vehicle

178



Criminal Record Check

204



Microsoft Office

262



Food Safety

18

JOB POSTINGS BY SKILL LEVEL, FREQUENCY, & DURATION

What jobs are in-demand and/or hard to fill?

	4 DIGIT NOC	4 DIGIT NOC NAME	SKILL LEVEL	POSTING COUNT ▾	AVG POSTING LENGTH IN DAYS	MEDIAN POSTING LENGTH IN DAYS
1.	3012	Registered nurses and registered psychiatric nurses	NOC Skill Level A	184	22.9	21
2.	6421	Retail salespersons	NOC Skill Level C	72	27.6	21
3.	6552	Other customer and information services representatives	NOC Skill Level C	54	15.2	15
4.	4412	Home support workers, housekeepers and related occupations	NOC Skill Level C	54	17.4	13
5.	4212	Social and community service workers	NOC Skill Level B	35	20.3	15
6.	6322	Cooks	NOC Skill Level B	34	36.3	21
7.	7514	Delivery and courier service drivers	NOC Skill Level C	33	23.0	16
8.	6731	Light duty cleaners	NOC Skill Level D	33	40.6	21
9.	7511	Transport truck drivers	NOC Skill Level C	33	25.6	19
10.	6222	Retail and wholesale buyers	NOC Skill Level B	33	16.7	20
11.	1411	General office support workers	NOC Skill Level C	32	10.6	6
12.	6711	Food counter attendants, kitchen helpers and related support occupations	NOC Skill Level D	30	34.7	15
13.	1241	Administrative assistants	NOC Skill Level B	29	28.8	15
14.	621	Retail and wholesale trade managers	NOC Skill Level A	29	26.8	18
15.	6541	Security guards and related security service occupations	NOC Skill Level C	25	23.0	21
16.	1414	Receptionists	NOC Skill Level C	24	24.2	15
17.	4152	Social workers	NOC Skill Level A	23	21.7	21
18.	1114	Other financial officers	NOC Skill Level A	18	23.0	21
19.	7313	Heating, refrigeration and air conditioning mechanics	NOC Skill Level B	17	21.6	15
20.	1431	Accounting and related clerks	NOC Skill Level C	17	19.8	18
21.	1243	Medical administrative assistants	NOC Skill Level B	17		
22.	3414	Other assisting occupations in support of health services	NOC Skill Level C	16	32.3	26
23.	1123	Professional occupations in advertising, marketing and public relations	NOC Skill Level A	15	47.6	20
24.	6311	Food service supervisors	NOC Skill Level B	15	81.9	119
25.	7321	Automotive service technicians, truck and bus mechanics and mechanical repairers	NOC Skill Level B	15	61.8	21
26.	6513	Food and beverage servers	NOC Skill Level C	12	17.8	21
27.	7512	Bus drivers, subway operators and other transit operators	NOC Skill Level C	12	17.8	15
28.	6611	Cashiers	NOC Skill Level D	11	26.5	15
29.	7231	Machinists and machining and tooling inspectors	NOC Skill Level B	11	25.9	21

JOB POSTINGS BY 3-DIGIT NATIONAL OCCUPATION CLASSIFICATION

What jobs are hard to fill and/or in-demand?

	3 DIGIT NOC	3 DIGIT NOC NAME	SKILL LEVEL	POSTING COUNT ▾	AVG POSTING LENGTH IN DAYS	MEDIAN POSTING LENGTH IN DAYS
1.	301	Professional occupations in nursing	NOC Skill Level A	187	22.9	21
2.	751	Motor vehicle and transit drivers	NOC Skill Level C	78	23.1	16
3.	642	Retail salespersons	NOC Skill Level C	72	27.6	21
4.	141	General office workers	NOC Skill Level C	59	15.5	15
5.	441	Home care providers and educational support occupations	NOC Skill Level C	58	17.5	15
6.	655	Customer and information services representatives	NOC Skill Level C	55	16.8	15
7.	421	Paraprofessional occupations in legal, social, community and education services	NOC Skill Level B	48	22.6	15
8.	124	Office administrative assistants - general, legal and medical	NOC Skill Level B	46	28.8	15
9.	673	Cleaners	NOC Skill Level D	44	28.7	19.5
10.	632	Chefs and cooks	NOC Skill Level B	39	36.8	21
11.	415	Social and community service professionals	NOC Skill Level A	36	22.7	21
12.	622	Technical sales specialists in wholesale trade and retail and wholesale buyers	NOC Skill Level B	34	16.7	18
13.	111	Auditors, accountants and investment professionals	NOC Skill Level A	33	20.1	18.5
14.	671	Food counter attendants, kitchen helpers and related support occupations	NOC Skill Level D	30	34.7	15
15.	321	Medical technologists and technicians (except dental health)	NOC Skill Level B	30	24.9	21
16.	062	Retail and wholesale trade managers	NOC Skill Level A	29	26.8	18
17.	731	Machinery and transportation equipment mechanics (except motor vehicles)	NOC Skill Level B	29	24.6	15
18.	341	Assisting occupations in support of health services	NOC Skill Level C	27	22.2	21
19.	651	Occupations in food and beverage service	NOC Skill Level C	26	16.4	15
20.	143	Financial, insurance and related administrative support workers	NOC Skill Level C	26	17.7	16
21.	112	Human resources and business service professionals	NOC Skill Level A	25	45.4	19.5
22.	654	Security guards and related security service occupations	NOC Skill Level C	25	23.0	21
23.	723	Machining, metal forming, shaping and erecting trades	NOC Skill Level B	23	23.8	21
24.	217	Computer and information systems professionals	NOC Skill Level A	22	34.8	18.5
25.	122	Administrative and regulatory occupations	NOC Skill Level B	20	23.3	15
26.	152	Supply chain logistics, tracking and scheduling co-ordination occupations	NOC Skill Level C	18	14.7	15
27.	631	Service supervisors	NOC Skill Level B	17	86.1	120
28.	732	Automotive service technicians	NOC Skill Level B	16	61.8	21

JOB POSTINGS BY 2-DIGIT NATIONAL OCCUPATION CLASSIFICATION

What jobs are hard to fill and/or in-demand?

	2 DIGIT NOC	2 DIGIT NOC NAME	SKILL LEVEL	POSTING COUNT ▾	AVG POSTING LENGTH IN DAYS	MEDIAN POSTING LENGTH IN DAYS
1.	30	Professional occupations in nursing	NOC Skill Level A	187	22.9	21
2.	65	Service representatives and other customer and personal services occupations	NOC Skill Level C	111	18.4	16
3.	14	Office support occupations	NOC Skill Level C	93	19.2	15
4.	75	Transport and heavy equipment operation and related maintenance occupations	NOC Skill Level C	91	22.3	16
5.	67	Service support and other service occupations, n.e.c.	NOC Skill Level D	86	31.2	18
6.	12	Administrative and financial supervisors and administrative occupations	NOC Skill Level B	76	29.6	15
7.	64	Sales representatives and salespersons - wholesale and retail trade	NOC Skill Level C	76	26.8	21
8.	72	Industrial, electrical and construction trades	NOC Skill Level B	64	36.6	21
9.	63	Service supervisors and specialized service occupations	NOC Skill Level B	63	44.2	21
10.	44	Care providers and educational, legal and public protection support occupations	NOC Skill Level C	59	17.6	15
11.	11	Professional occupations in business and finance	NOC Skill Level A	58	28.6	19.5
12.	41	Professional occupations in law and social, community and government services	NOC Skill Level A	56	29.8	21
13.	62	Retail sales supervisors and specialized sales occupations	NOC Skill Level B	54	21.5	20.5
14.	42	Paraprofessional occupations in legal, social, community and education services	NOC Skill Level B	48	22.6	15
15.	73	Maintenance and equipment operation trades	NOC Skill Level B	46	34.7	21
16.	32	Technical occupations in health	NOC Skill Level B	44	17.8	15
17.	06	Middle management occupations in retail and wholesale trade and customer services	NOC Skill Level A	41	25.0	21
18.	21	Professional occupations in natural and applied sciences	NOC Skill Level A	41	26.5	19.5
19.	31	Professional occupations in health (except nursing)	NOC Skill Level A	38	18.9	15
20.	15	Distribution, tracking and scheduling co-ordination occupations	NOC Skill Level C	30	13.8	15
21.	34	Assisting occupations in support of health services	NOC Skill Level C	27	22.2	21
22.	22	Technical occupations related to natural and applied sciences	NOC Skill Level B	20	46.8	21
23.	01	Senior managers - construction, transportation, production and utilities	NOC Skill Level A	18	59.5	39.5
24.	74	Other installers, repairers and servicers and material handlers	NOC Skill Level C	17	30.3	16
25.	52	Technical occupations in art, culture, recreation and sport	NOC Skill Level B	15	17.6	16
26.	07	Managers in customer and personal services, n.e.c.	NOC Skill Level A	15	36.1	21
27.	66	Sales support occupations	NOC Skill Level D	13	25.4	15

MULTILINGUAL JOB POSTINGS BY THE NUMBERS

ACTIVE POSTINGS	NEW POSTINGS	COMPANIES	LANGUAGES
212	2	91	2

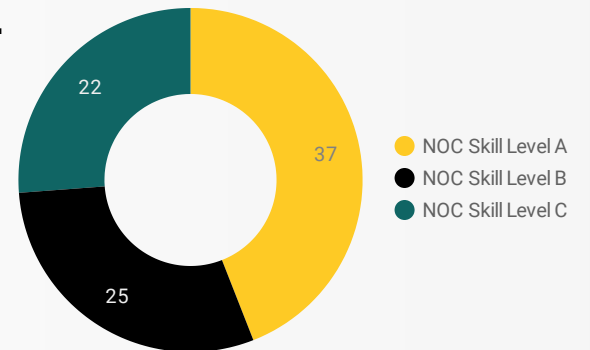
OF DAYS POSTED

AVERAGE	MEDIAN
24.9	17

MULTILINGUAL JOB POSTINGS BY SKILL LEVEL

What language skills are employers looking for by occupational skill level?

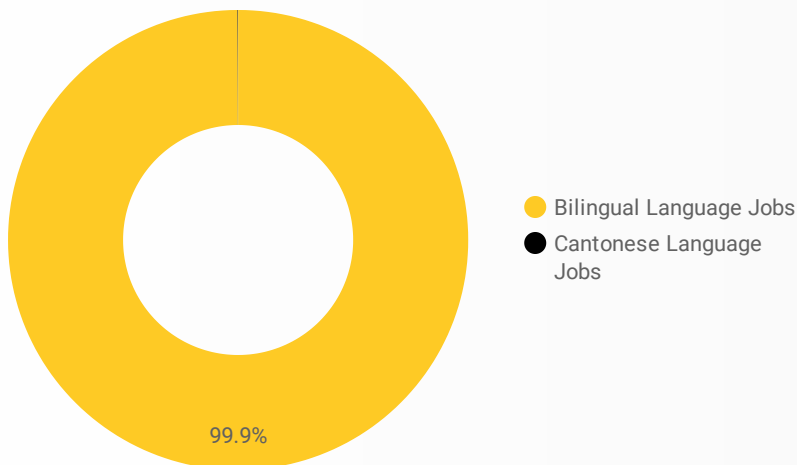
37	Skill Level A - Management/ Professional Occupations usually requiring University
25	Skill Level B - Usually college education or apprenticeship training
22	Skill Level C - Usually secondary education or occupation-specific training
0	Skill Level D - Usually on-the-job training



LANGUAGES	NOC Skill Level A	NOC Skill Level B	NOC Skill Level C
Bilingual Lan...
Cantonese La...	1		

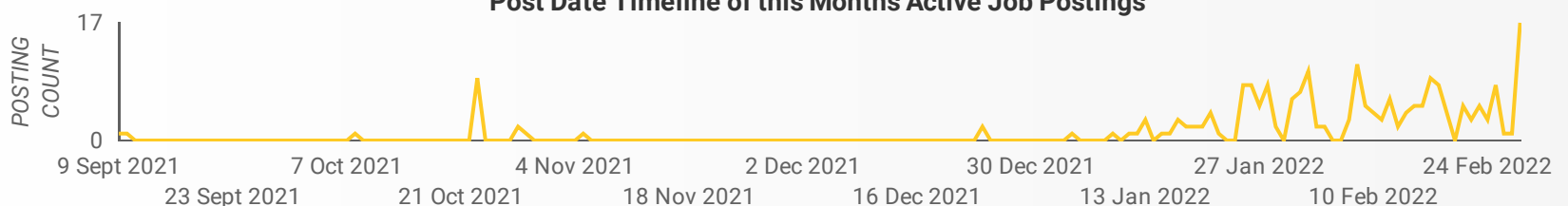
LANGUAGE SKILLS BREAKDOWN

Which kinds of language skills do employers seek?



	LANGUAGES	POSTING COUNT
1.	Bilingual Language Jobs	211
2.	Cantonese Language Jobs	1

Post Date Timeline of this Month's Active Job Postings



LANGUAGE SKILLS BEING RECRUITED BY SKILL TYPE

What language skills are sought by 1-Digit NOC?

SKILL TYPE NAME	Bilingual Language Jobs	Cantonese Language Jobs	Grand total
Business, finance and administration occu...	17		17
Health occupations	5		5
Management occupations	16		16
Natural and applied sciences and related o...	5		5
Occupations in art, culture, recreation and ...	2		2
Occupations in education, law and social, ...	19	1	20
Sales and service occupations	14		14
Trades, transport and equipment operator...	5		5
Grand total	83	1	84

MULTILINGUAL JOB POSTINGS BY MUNICIPALITY

What language skills are sought by 4-Digit NOC?

	MUNICIPALITY	JOB LANGUAGES ▾	AVG POSTING LENGTH IN DAYS	MEDIAN POSTING LENGTH IN DAYS
1.	Sault Ste. Marie	148	16.6	15
2.	Prince	29	71.3	49
3.	Elliot Lake	10	8.1	3.5
4.	Wawa	10	18.4	21
5.	Dubreulville	8	9.9	4
6.	Blind River	4	14.0	14
7.	Hornepayne	1		
8.	Thessalon First Nation	1	21.0	21
9.	Macdonald, Meredith and Aberdeen Additional	1	2.0	2

LANGUAGE DEMAND BY JOB

What language skills are sought by 4-Digit NOC?

4 DIGIT NOC NAME	POSTINGS
1. Other customer and information services re...	9
2. Social and community service workers	6
3. Social workers	5
4. Retail and wholesale trade managers	5
5. Delivery and courier service drivers	4
6. Administrative assistants	4
7. Letter carriers	4
8. Retail and wholesale buyers	3
9. Managers in social, community and correcti...	3
10. Database analysts and data administrators	3
11. Professional occupations in advertising, ma...	2
12. Medical administrative assistants	2
13. Family, marriage and other related counsell...	2
14. School principals and administrators of ele...	2
15. Registered nurses and registered psychiatri...	2
16. Judges	2
17. Home support workers, housekeepers and r...	2
18. Program leaders and instructors in recreati...	2
19. Other administrative services managers	2
20. Early childhood educators and assistants	1
21. Advertising, marketing and public relations ...	1
22. Supervisors, supply chain, tracking and sche...	1
23. Financial managers	1
24. Health information management occupations	1
25. College and other vocational instructors	1
26. Dietitians and nutritionists	1
27. Retail salespersons	1
28. University professors and lecturers	1
29. Inspectors in public and environmental heal...	1
30. General office support workers	1
31. Conservation and fishery officers	1

1 - 39 / 39 < >

MULTILINGUAL HIRING EMPLOYERS

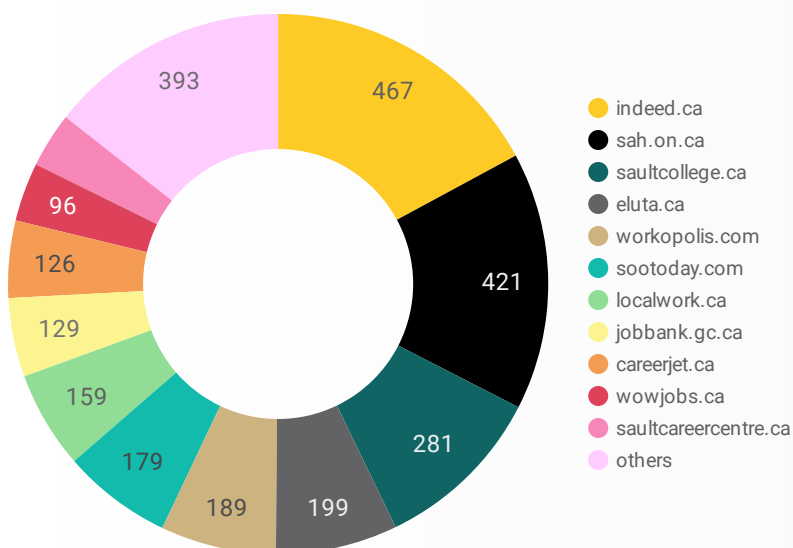
Which employers are seeking multilingual candidates?

COMPANY	POSTINGS
1. Various Ministries	13
2. Canadian Cancer Society	8
3. Varsity Tutors	8
4. Sault Area Hospital	7
5. Bell Canada	7
6. Conseil scolaire catholique Nouvelon	7
7. Home and Community Care Support Services	6
8. Canada Post Corp	6
9. Randstad Canada	6
10. Canadian Mental Health Association	6
11. Bell	5
12. Canadian Bearings	5
13. BGC Canada (Formerly Boys and Girls Clubs of Canada)	5
14. Ontario Public Service / OPS	5
15. Ministère du Travail, de la Formation et du Développement des compétences	4
16. Centre for Equality Rights in Accommodation	4
17. Algoma Family Services	4
18. Community Living Algoma	4
19. BGC Canada (anciennement Repaires jeunesse du Canada)	3
20. BELL MOBILITY/BELL MOBILITÉ	3
21. Evolgen	3
22. Algoma Public Health	3
23. Thrive Child Development Center	3
24. Child Care Algoma	3
25. Ministry of the Attorney General	3
26. EACOM Timber Corporation	3
27. Centre d'éducation et de formation pour adultes (CÉFA)	2
28. Ministère du Travail, de la Formation et du...	2
29. North Shore Health Network	2

1 - 50 / 91 < >

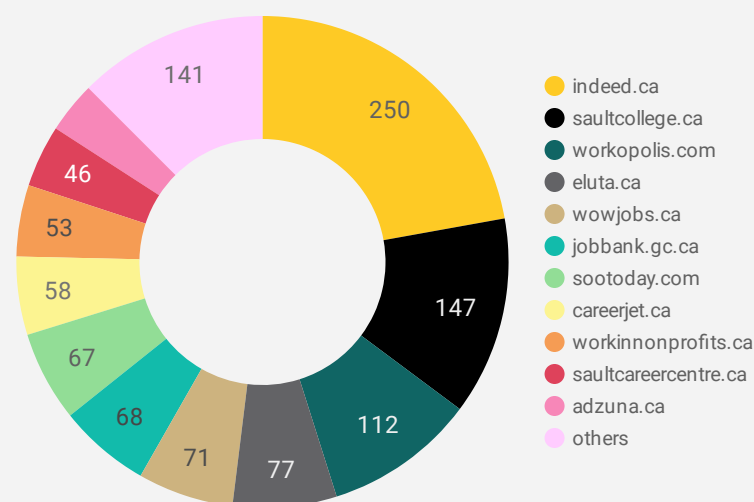
JOB POSTINGS BY JOB BOARD

What share of unique job postings appear on each job board?



COMPANIES BY JOB BOARD

What share of unique job postings appear on each job board?



JOB POSTING DETAILS BY JOB BOARD

How does job posting activity differ by job board?

	JOB BOARD	POSTING COUNT ▾	AVG POSTING LENGTH IN DAYS	MEDIAN POSTING LENGTH IN DAYS	# OF COMPANIES
1.	indeed.ca	467	21.0	21	250
2.	sah.on.ca	421	33.1	27	1
3.	saultcollege.ca	281	19.3	15	147
4.	eluta.ca	199	21.0	21	77
5.	workopolis.com	189	14.9	15	112
6.	sootoday.com	179	17.1	11	67
7.	localwork.ca	159	4.0	2	37
8.	jobbank.gc.ca	129	47.4	29	68
9.	careerjet.ca	126	27.9	18	58
10.	wowjobs.ca	96	15.6	16	71
11.	saultcareercentre.ca	90	15.4	15	46
12.	adzuna.ca	85	15.0	15	38
13.	workinnonprofits.ca	75	77.5	79	53
14.	jobillico.com	55	32.0	20	22
15.	gojobs.gov.on.ca	34	19.3	17	8
16.	wawarehc.com	32	105.7	56	27
17.	simplyhired.ca	30	15.0	15	24
18.	network.applytoeducation.com	24	4.5	5	2