

# JOB DEMAND REPORT

## AUGUST 2021

Job posting data collected by the Algoma Workforce Investment Corporation from job boards and employer websites who recruit candidates in the Algoma District and the Unorganized North Algoma District.

### HIGHLIGHTS

JOB POSTINGS BY THE NUMBERS				# OF DAYS POSTED	
TOTAL ACTIVE	NEW THIS MONTH	COMPANIES	JOB BOARDS	AVERAGE	MEDIAN
2,309	1,235	845	22	30.0	21

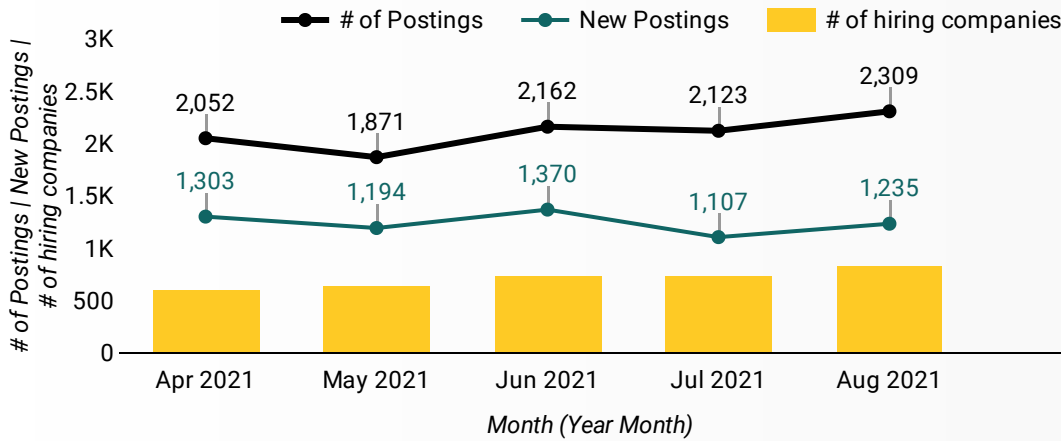
## REPORT BUILDER

The default filter selection below will show all job demand data for the month. You can use the filters to create a customized report for the purpose of understanding a subset of the data.

MUNICIPALITY	TYPE	DURATION
JOB BOARD	JOB LANGUAGES	QUICK FIND
SKILL LEVEL		
SKILL TYPE NAME		
2 DIGIT NOC NAME		
3 DIGIT NOC NAME		
4 DIGIT NOC NAME		
COMPANY		

## JOB POSTINGS BY MONTH

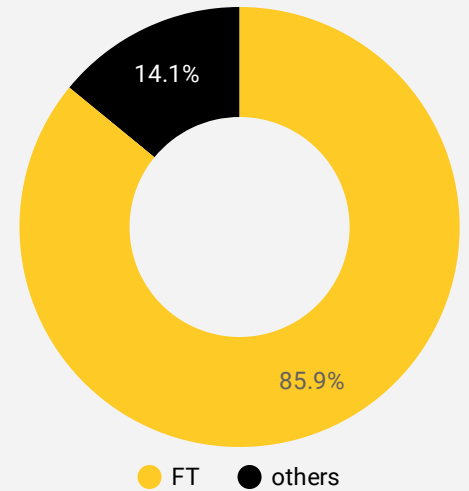
How many job postings were active for at least 1 day this month?



NOTE: This graph cannot be filtered using the controls on the cover page

## JOB TYPE

Full-time vs Part-time



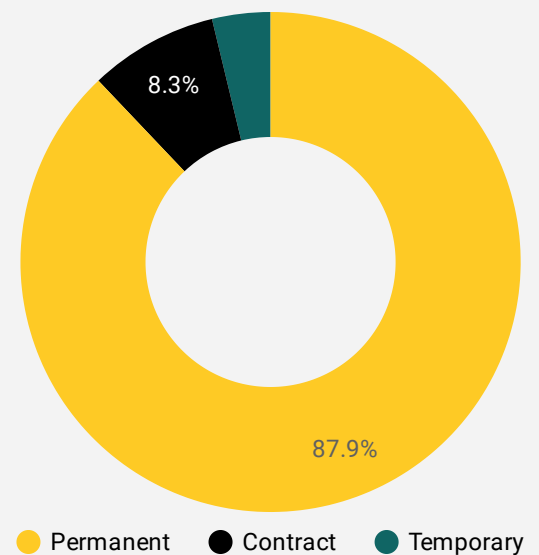
## JOB POSTINGS BY REGION

Where are job opportunities being offered?

	MUNICIPALITY	POSTING COUNT	AVG POSTING LENGTH IN DAYS	MEDIAN POSTING LENGTH IN DAYS
1.	Sault Ste. Marie	1,759	28.9	21
2.	Elliot Lake	124	31.6	27
3.	Blind River	93	44.8	58.5
4.	Wawa	91	27.6	21
5.	Dubreulville	69	29.5	21
6.	Hornepayne	40	37.0	15
7.	White River	39	33.8	21
8.	Thessalon First Nation	20	53.6	61
9.	Macdonald, Meredith and	14	54.0	61

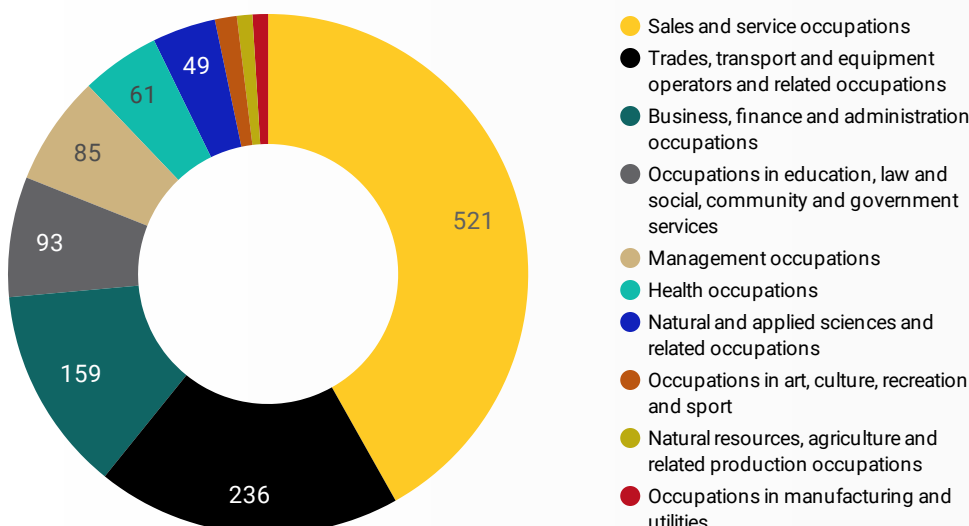
## JOB DURATION

Permanency of jobs posted



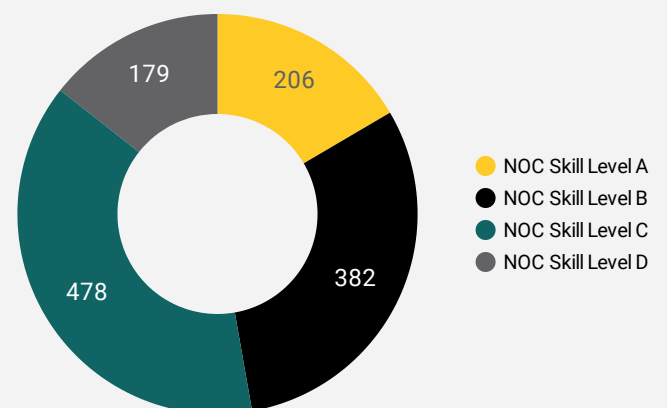
## JOB POSTINGS BY SKILL TYPE

What skill type is being recruited?



## JOB POSTINGS BY SKILL LEVEL

What education do occupations typically require?



Skill Level A = Usually University education | Skill Level B = Usually College education or Apprenticeship training | Skill Level C = Usually Secondary education or occupation-specific training | Skill Level D = Usually on-the-job training

## TOP HIRING EMPLOYERS & AGENCIES

*Who is hiring?*

	COMPANY	MUNICIPALITY	POSTINGS COUNT ▾	AVG POSTING LENGTH IN DAYS	MEDIAN POSTING LENGTH IN DAYS
1.	posted by Employment Solutions on behalf of the hiring employer	Sault Ste. Marie	81	65.7	64
2.	Algoma University	Sault Ste. Marie	67	22.5	21
3.	Alamos Gold	Dubreulville	29	39.4	44
4.	KMC Mining	Elliot Lake	25	null	null
5.	86 Network	Sault Ste. Marie	24	22.1	24
6.	A & F Kistemaker Limited	Hornepayne	24	33.3	15
7.	Ao Group Of Toronto	Sault Ste. Marie	20	15.0	15
8.	Employment Options	Elliot Lake	19	69.2	61
9.	Marriott International	Sault Ste. Marie	19	18.8	21
10.	Your Independent Grocer	Sault Ste. Marie	17	20.7	21
11.	Home Depot of Canada Inc.	Sault Ste. Marie	16	7.9	8
12.	Delta Hotels	Sault Ste. Marie	16	25.8	25
13.	SIS Group	Sault Ste. Marie	16	52.2	58
14.	Leon's	Sault Ste. Marie	15	18.1	21
15.	Marriott	Sault Ste. Marie	14	12.4	15
16.	Nogdawindamin Family and Community Services	Sault Ste. Marie	14	30.1	18
17.	Home Depot	Sault Ste. Marie	13	8.7	7
18.	The Home Depot Canada	Sault Ste. Marie	12	16.1	15
19.	Pilot Company	Sault Ste. Marie	12	15.2	15
20.	Boart Longyear	Sault Ste. Marie	12	18.9	21
21.	Tenaris	Sault Ste. Marie	11	23.8	21
22.	Algoma District School Board	Sault Ste. Marie	11	9.8	4
23.	Cedarwood Lodge	Sault Ste. Marie	11	49.1	53
24.	Algoma Family Services	Sault Ste. Marie	11	43.6	33
25.	Blind River Employment Solutions	Thessalon First Nation	11	64.8	61
26.	CX SOLUTIONS	Sault Ste. Marie	11	88.5	89
27.	Marriott International, Inc	Sault Ste. Marie	11	21.0	21
28.	Alamos Gold Inc.	Dubreulville	11	37.4	18
29.	NORARC AND NORMEX	Sault Ste. Marie	10	18.0	18
30.	Canadian Mental Health Association	Sault Ste. Marie	10	34.0	34

## OCCUPATIONS BY 4-DIGIT NOC, SKILL LEVEL, FREQUENCY, & DURATION

What jobs are hard to fill and/or in-demand?

	4-DIGIT NOC CODE	4-DIGIT NOC LABEL	OCCUPATION'S SKILL LEVEL	POSTING COUNT	AVG POSTING LENGTH IN DAYS	MEDIAN POSTING LENGTH IN DAYS
1.	6421	Retail salespersons	NOC Skill Level C	85	21.1	21
2.	6322	Cooks	NOC Skill Level B	65	28.4	21
3.	6711	Food counter attendants, kitchen helpers and related support occupations	NOC Skill Level D	57	26.7	21
4.	6552	Other customer and information services representatives	NOC Skill Level C	57	17.4	15
5.	6611	Cashiers	NOC Skill Level D	43	15.3	15
6.	4412	Home support workers, housekeepers and related occupations	NOC Skill Level C	41	32.1	21
7.	621	Retail and wholesale trade managers	NOC Skill Level A	39	23.7	21
8.	6731	Light duty cleaners	NOC Skill Level D	37	29.0	21
9.	7511	Transport truck drivers	NOC Skill Level C	32	31.9	21
10.	1241	Administrative assistants	NOC Skill Level B	30	38.4	21
11.	7514	Delivery and courier service drivers	NOC Skill Level C	30	17.9	16
12.	7452	Material handlers	NOC Skill Level C	24	30.4	21
13.	3012	Registered nurses and registered psychiatric nurses	NOC Skill Level A	22	46.7	43.5
14.	6222	Retail and wholesale buyers	NOC Skill Level B	20	33.1	21
15.	6512	Bartenders	NOC Skill Level C	19	31.7	21
16.	6513	Food and beverage servers	NOC Skill Level C	18	34.9	25
17.	6541	Security guards and related security service occupations	NOC Skill Level C	18	25.5	21
18.	7271	Carpenters	NOC Skill Level B	16	44.5	42
19.	6511	Maîtres d'hôtel and hosts/hostesses	NOC Skill Level C	16	19.4	20
20.	7321	Automotive service technicians, truck and bus mechanics and mechanical repairers	NOC Skill Level B	16	17.4	21
21.	1414	Receptionists	NOC Skill Level C	16	41.2	21
22.	4212	Social and community service workers	NOC Skill Level B	15	34.2	21
23.	1411	General office support workers	NOC Skill Level C	13	26.2	21
24.	6733	Janitors, caretakers and building superintendents	NOC Skill Level D	13	23.3	16
25.	1114	Other financial officers	NOC Skill Level A	13	13.9	15
26.	7521	Heavy equipment operators (except crane)	NOC Skill Level C	12	39.4	32.5
27.	7535	Other automotive mechanical installers and servicers	NOC Skill Level C	11	29.8	21
28.	6622	Store shelf stockers, clerks and order fillers	NOC Skill Level D	11	14.8	16
29.	3233	Licensed practical nurses	NOC Skill Level B	10	24.6	21

## JOB POSTINGS BY 3-DIGIT NOC, SKILL LEVEL, FREQUENCY, & DURATION

*What jobs are hard to fill and/or in-demand?*

	3 DIGIT NOC	3 DIGIT NOC NAME	SKILL LEVEL	POSTING COUNT	AVG POSTING LENGTH IN DAYS	MEDIAN POSTING LENGTH IN DAYS
1.	642	Retail salespersons	NOC Skill Level C	85	21.1	21
2.	751	Motor vehicle and transit drivers	NOC Skill Level C	72	25.5	21
3.	632	Chefs and cooks	NOC Skill Level B	72	30.2	21
4.	655	Customer and information services representatives	NOC Skill Level C	57	17.4	15
5.	671	Food counter attendants, kitchen helpers and related support occupations	NOC Skill Level D	57	26.7	21
6.	673	Cleaners	NOC Skill Level D	56	31.5	21
7.	651	Occupations in food and beverage service	NOC Skill Level C	53	28.4	21
8.	441	Home care providers and educational support occupations	NOC Skill Level C	44	33.8	21
9.	661	Cashiers	NOC Skill Level D	43	15.3	15
10.	062	Retail and wholesale trade managers	NOC Skill Level A	39	23.7	21
11.	124	Office administrative assistants - general, legal and medical	NOC Skill Level B	32	38.7	24.5
12.	141	General office workers	NOC Skill Level C	31	37.4	21
13.	421	Paraprofessional occupations in legal, social, community and education services	NOC Skill Level B	25	38.6	21
14.	745	Longshore workers and material handlers	NOC Skill Level C	24	30.4	21
15.	301	Professional occupations in nursing	NOC Skill Level A	22	46.7	43.5
16.	622	Technical sales specialists in wholesale trade and retail and wholesale buyers	NOC Skill Level B	20	33.1	21
17.	654	Security guards and related security service occupations	NOC Skill Level C	18	25.5	21
18.	732	Automotive service technicians	NOC Skill Level B	18	17.2	21
19.	725	Plumbers, pipefitters and gas fitters	NOC Skill Level B	18	43.1	31
20.	111	Auditors, accountants and investment professionals	NOC Skill Level A	17	24.8	15
21.	727	Carpenters and cabinetmakers	NOC Skill Level B	16	44.5	42
22.	152	Supply chain logistics, tracking and scheduling co-ordination occupations	NOC Skill Level C	15	42.8	37
23.	012	Senior managers - construction, transportation, production and utilities	NOC Skill Level A	14	14.6	16
24.	723	Machining, metal forming, shaping and erecting trades	NOC Skill Level B	14	42.9	58
25.	071	Managers in customer and personal services, n.e.c.	NOC Skill Level A	13	47.5	42
26.	753	Other transport equipment operators and related maintenance workers	NOC Skill Level C	13	33.8	21
27.	323	Other technical occupations in health care	NOC Skill Level B	13	25.8	21

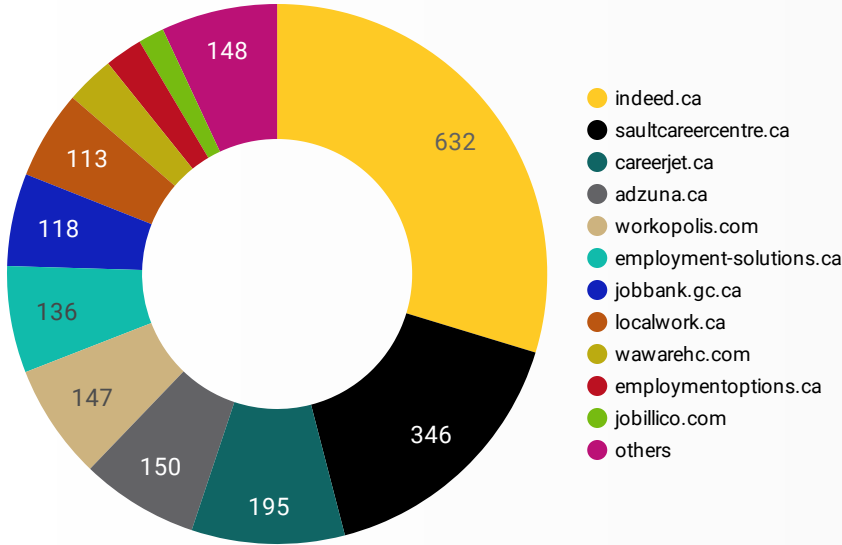
## JOB POSTINGS BY 2-DIGIT NOC, SKILL LEVEL, FREQUENCY, & DURATION

What jobs are hard to fill and/or in-demand?

	2-DIGIT NOC CODE	2-DIGIT NOC LABEL	OCCUPATION'S SKILL LEVEL	POSTING COUNT	AVG POSTING LENGTH IN DAYS	MEDIAN POSTING LENGTH IN DAYS
1.	65	Service representatives and other customer and personal services occupations	NOC Skill Level C	140	22.6	16
2.	67	Service support and other service occupations, n.e.c.	NOC Skill Level D	115	29.3	21
3.	75	Transport and heavy equipment operation and related maintenance occupations	NOC Skill Level C	97	28.3	21
4.	63	Service supervisors and specialized service occupations	NOC Skill Level B	94	30.2	21
5.	64	Sales representatives and salespersons - wholesale and retail trade	NOC Skill Level C	87	20.8	21
6.	72	Industrial, electrical and construction trades	NOC Skill Level B	74	39.3	26.5
7.	66	Sales support occupations	NOC Skill Level D	54	15.2	15
8.	14	Office support occupations	NOC Skill Level C	54	33.5	21
9.	12	Administrative and financial supervisors and administrative occupations	NOC Skill Level B	52	36.4	21
10.	06	Middle management occupations in retail and wholesale trade and customer services	NOC Skill Level A	47	29.9	21
11.	44	Care providers and educational, legal and public protection support occupations	NOC Skill Level C	45	33.2	21
12.	73	Maintenance and equipment operation trades	NOC Skill Level B	33	27.0	16
13.	62	Retail sales supervisors and specialized sales occupations	NOC Skill Level B	31	28.6	21
14.	21	Professional occupations in natural and applied sciences	NOC Skill Level A	29	38.6	36.5
15.	74	Other installers, repairers and servicers and material handlers	NOC Skill Level C	28	35.0	21
16.	11	Professional occupations in business and finance	NOC Skill Level A	27	29.6	15
17.	42	Paraprofessional occupations in legal, social, community and education services	NOC Skill Level B	25	38.6	21
18.	30	Professional occupations in nursing	NOC Skill Level A	22	46.7	43.5
19.	41	Professional occupations in law and social, community and government services	NOC Skill Level A	21	34.0	21
20.	32	Technical occupations in health	NOC Skill Level B	20	32.6	21
21.	22	Technical occupations related to natural and applied sciences	NOC Skill Level B	20	40.1	28
22.	15	Distribution, tracking and scheduling co-ordination occupations	NOC Skill Level C	19	38.0	22
23.	01	Senior managers - construction, transportation, production and utilities	NOC Skill Level A	19	18.6	21
24.	31	Professional occupations in health (except nursing)	NOC Skill Level A	16	42.6	21
25.	07	Managers in customer and personal services, n.e.c.	NOC Skill Level A	15	44.8	37
26.	52	Technical occupations in art, culture, recreation and sport	NOC Skill Level B	13	24.5	21
27.	02	Processing, manufacturing and utilities supervisors and control	NOC Skill Level B	9	16.0	21

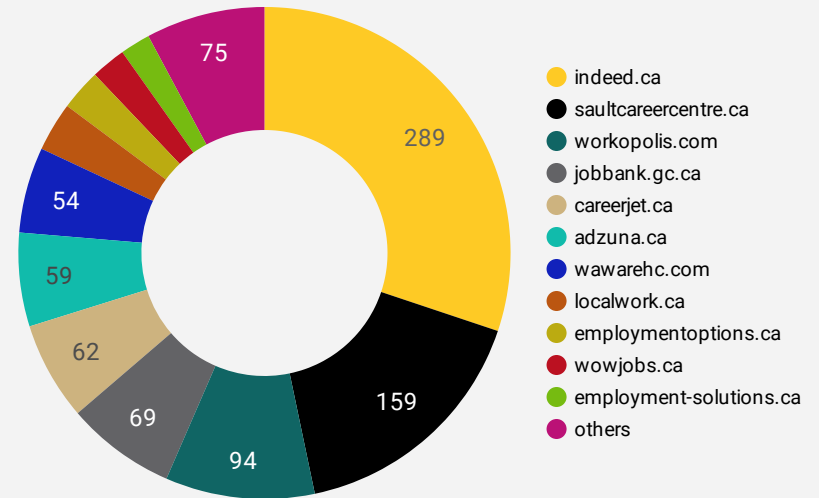
## JOB POSTINGS BY JOB BOARD

What share of unique job postings appear on each job board?



## COMPANIES BY JOB BOARD

What share of unique job postings appear on each job board?



## JOB POSTING DETAILS BY JOB BOARD

How does job posting activity differ by job board?

	JOB BOARD	POSTING COUNT	AVG POSTING LENGTH IN DAYS	MEDIAN POSTING LENGTH IN DAYS	# OF COMPANIES
1.	indeed.ca	632	21.0	21	289
2.	saultcareercentre.ca	346	53.3	50	159
3.	careerjet.ca	195	21.0	16	62
4.	adzuna.ca	150	15.0	15	59
5.	workopolis.com	147	15.0	15	94
6.	employment-solutions.ca	136	67.0	64	19
7.	jobbank.gc.ca	118	27.1	16	69
8.	localwork.ca	113	10.2	7	31
9.	wawarehc.com	62	31.4	24	54
10.	employmentoptions.ca	48	48.1	42	26
11.	jobillico.com	33	16.5	9	12
12.	wowjobs.ca	29	16.0	16	22
13.	network.applytoeducation.com	25	5.8	6	3
14.	kijiji.ca	23	15.0	15	13
15.	sootoday.com	22	35.4	40	14
16.	careerowl.ca	11	77.1	64	4
17.	simplyhired.ca	11	16.0	16	9