

JOB DEMAND REPORT

JULY 2021

Job posting data collected by the Algoma Workforce Investment Corporation from job boards and employer websites who recruit candidates in the Algoma District and the Unorganized North Algoma District.

HIGHLIGHTS

JOB POSTINGS BY THE NUMBERS				# OF DAYS POSTED	
TOTAL ACTIVE	NEW THIS MONTH	COMPANIES	JOB BOARDS	AVERAGE	MEDIAN
2,123	1,107	746	24	18.7	16

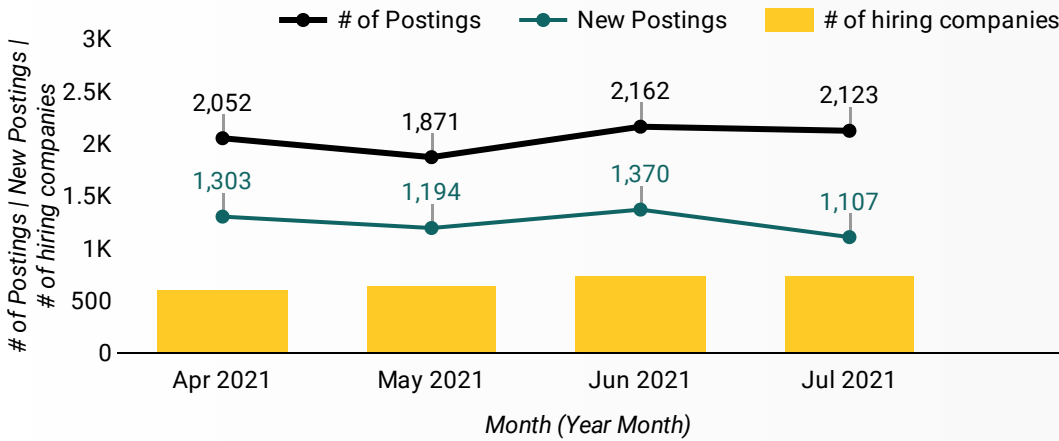
REPORT BUILDER

The default filter selection below will show all job demand data for the month. You can use the filters to create a customized report for the purpose of understanding a subset of the data.

MUNICIPALITY	TYPE	DURATION
JOB BOARD	JOB LANGUAGES	QUICK FIND
SKILL LEVEL		
SKILL TYPE NAME		
2 DIGIT NOC NAME		
3 DIGIT NOC NAME		
4 DIGIT NOC NAME		
COMPANY		

JOB POSTINGS BY MONTH

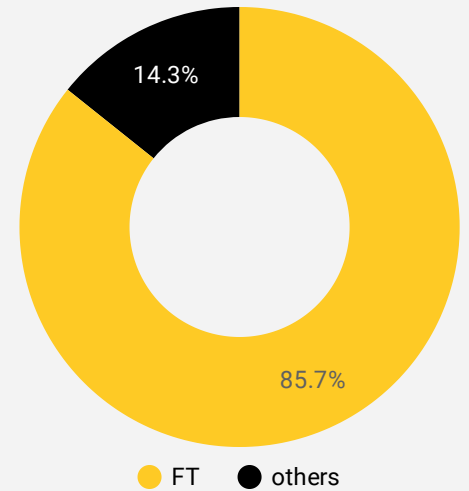
How many job postings were active for at least 1 day this month?



NOTE: This graph cannot be filtered using the controls on the cover page

JOB TYPE

Full-time vs Part-time



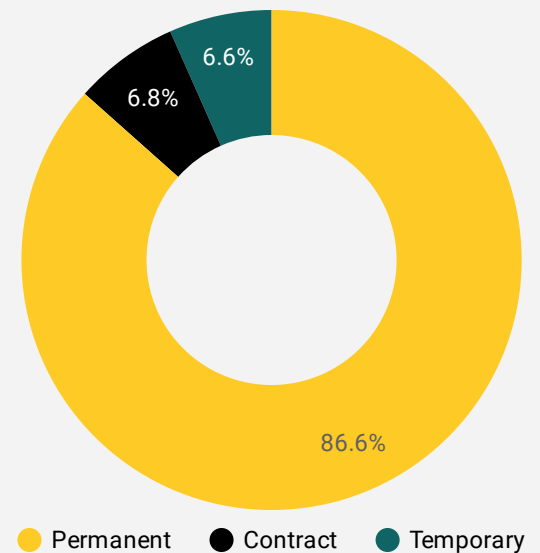
JOB POSTINGS BY REGION

Where are job opportunities being offered?

	MUNICIPALITY	POSTING COUNT	AVG POSTING LENGTH IN DAYS	MEDIAN POSTING LENGTH IN DAYS
1.	Sault Ste. Marie	1,684	17.4	16
2.	Elliot Lake	107	25.5	16
3.	Wawa	68	29.6	21
4.	Dubreulville	54	16.9	21
5.	White River	40	39.5	21
6.	Hornepayne	29	34.6	15
7.	Garden River First Nation	29	8.3	9
8.	Thessalon First Nation	25	8.1	6
9.	Blind River	16	25.5	6

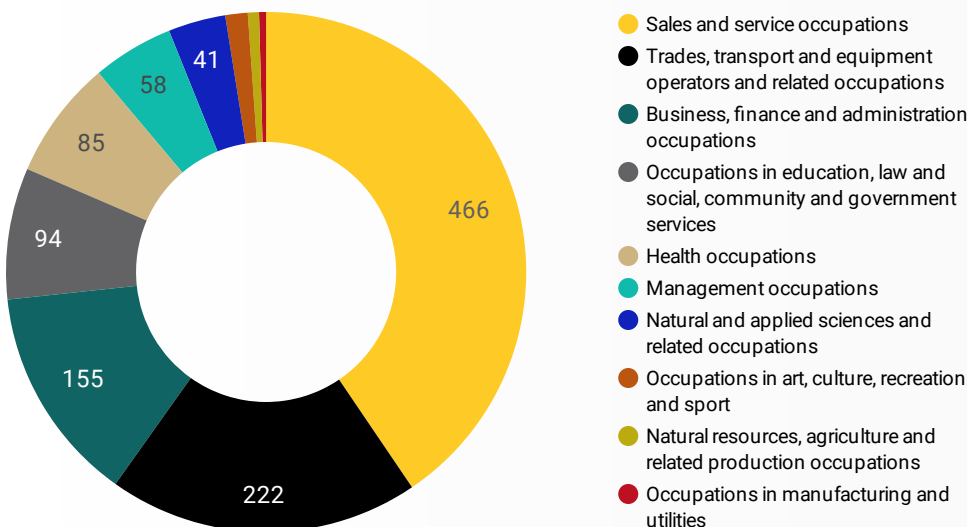
JOB DURATION

Permanency of jobs posted



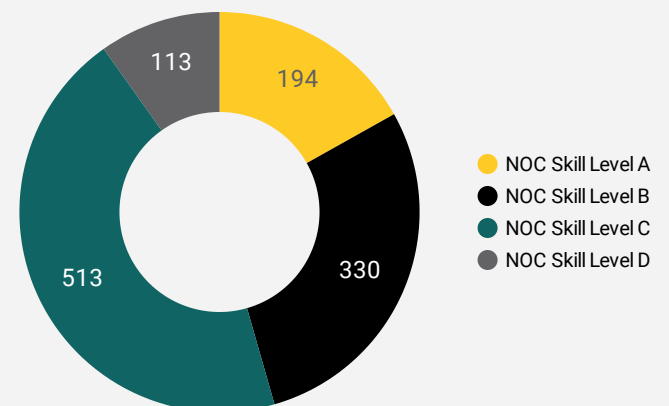
JOB POSTINGS BY SKILL TYPE

What skill type is being recruited?



JOB POSTINGS BY SKILL LEVEL

What education do occupations typically require?



Skill Level A = Usually University education | Skill Level B = Usually College education or Apprenticeship training | Skill Level C = Usually Secondary education or occupation-specific training | Skill Level D = Usually on-the-job training

TOP OCCUPATIONS

What kind of jobs are in-demand?

	4 DIGIT NOC NAME	POSTING COUNT
1.	Retail salespersons	86
2.	Other customer and information services representatives	74
3.	Cooks	59
4.	Home support workers, housekeepers and related occupations	50
5.	Food counter attendants, kitchen helpers and related support occupations	48
6.	Registered nurses and registered psychiatric nurses	44
7.	Delivery and courier service drivers	38
8.	Transport truck drivers	34
9.	Administrative assistants	29
10.	Retail and wholesale trade managers	24
11.	Light duty cleaners	23
12.	Bus drivers, subway operators and other transit operators	21
13.	Retail and wholesale buyers	20
14.	Food and beverage servers	18
15.	Cashiers	17
16.	Heavy equipment operators (except crane)	16
17.	Couriers, messengers and door-to-door distributors	16
18.	Bartenders	14
19.	Security guards and related security service occupations	14
20.	Hotel front desk clerks	13
21.	MaÃtres d'hÃ´tel and hosts/hostesses	13
22.	Carpenters	13
23.	Material handlers	13
24.	General office support workers	13
25.	Food service supervisors	12
26.	Accounting and related clerks	10
27.	Plumbers	10
28.	Other financial officers	10
29.	Licensed practical nurses	9
30.	Accounting technicians and bookkeepers	9

TOP EMPLOYERS/AGENCIES

Who is hiring?

	COMPANY	POSTING COUNT
1.	posted by Employment Solutions on behalf of the hiring employer	91
2.	Algoma University	63
3.	Sault Area Hospital	54
4.	Algoma District School Board	39
5.	Doordash	32
6.	Employment Options	28
7.	Blind River Employment Solutions	23
8.	Alamos Gold	21
9.	Recipe Unlimited Corporation	20
10.	Instacart Shoppers	16
11.	AlliancelT	16
12.	SIS Group	16
13.	A & F Kistemaker Limited	15
14.	Marriott International, Inc	14
15.	Delta Hotels	13
16.	NORARC AND NORMEX	13
17.	CarePartners	13
18.	Tenaris	12
19.	McDonald's	12
20.	Instacart	12
21.	Marriott	12
22.	First Student Canada	11
23.	Ao Group Of Toronto	11
24.	Ferrovial Services	11
25.	Extendicare	11
26.	Nogdawindamin Family and Community Services	11
27.	Home Depot of Canada Inc.	11
28.	Huron Superior Catholic District School Board	11
29.	McDonnall Energy Inc.	10

OCCUPATIONS BY FREQUENCY & LENGTH OF JOB POSTINGS

What jobs are hard to fill and/or in-demand?

	4 DIGIT NOC	4 DIGIT NOC NAME	SKILL LEVEL	POSTING COUNT	AVG POSTING LENGTH IN DAYS	MEDIAN POSTING LENGTH IN DAYS
1.	6421	Retail salespersons	NOC Skill Level C	86	18.5	18
2.	6552	Other customer and information services representatives	NOC Skill Level C	74	15.3	15
3.	6322	Cooks	NOC Skill Level B	59	21.5	21
4.	4412	Home support workers, housekeepers and related occupations	NOC Skill Level C	50	16.9	15
5.	6711	Food counter attendants, kitchen helpers and related support occupations	NOC Skill Level D	48	17.5	16
6.	3012	Registered nurses and registered psychiatric nurses	NOC Skill Level A	44	7.1	7
7.	7514	Delivery and courier service drivers	NOC Skill Level C	38	7.8	5.5
8.	7511	Transport truck drivers	NOC Skill Level C	34	19.1	16
9.	1241	Administrative assistants	NOC Skill Level B	29	20.1	16
10.	621	Retail and wholesale trade managers	NOC Skill Level A	24	22.0	21
11.	6731	Light duty cleaners	NOC Skill Level D	23	15.5	18
12.	7512	Bus drivers, subway operators and other transit operators	NOC Skill Level C	21	18.4	16
13.	6222	Retail and wholesale buyers	NOC Skill Level B	20	14.9	15
14.	6513	Food and beverage servers	NOC Skill Level C	18	18.7	21
15.	6611	Cashiers	NOC Skill Level D	17	22.4	21
16.	7521	Heavy equipment operators (except crane)	NOC Skill Level C	16	17.3	21
17.	1513	Couriers, messengers and door-to-door distributors	NOC Skill Level C	16	5.9	3
18.	6512	Bartenders	NOC Skill Level C	14	17.2	15.5
19.	6541	Security guards and related security service occupations	NOC Skill Level C	14	22.8	21
20.	6525	Hotel front desk clerks	NOC Skill Level C	13	19.3	21
21.	6511	MaÃtres d'hÃtel and hosts/hostesses	NOC Skill Level C	13	16.3	16
22.	7271	Carpenters	NOC Skill Level B	13	34.0	26.5
23.	7452	Material handlers	NOC Skill Level C	13	19.0	21
24.	1411	General office support workers	NOC Skill Level C	13	15.2	15
25.	6311	Food service supervisors	NOC Skill Level B	12	84.8	117.5
26.	1431	Accounting and related clerks	NOC Skill Level C	10	14.6	15
27.	7251	Plumbers	NOC Skill Level B	10	28.2	26.5
28.	1114	Other financial officers	NOC Skill Level A	10	28.0	15
29.	3233	Licensed practical nurses	NOC Skill Level B	9	14.8	16.5
30.	1411	General office support workers	NOC Skill Level C	9	27.0	18.5

JOB POSTINGS BY 3-DIGIT NATIONAL OCCUPATION CLASSIFICATION

What jobs are hard to fill and/or in-demand?

	3 DIGIT NOC	3 DIGIT NOC NAME	SKILL LEVEL	POSTING COUNT	AVG POSTING LENGTH IN DAYS	MEDIAN POSTING LENGTH IN DAYS
1.	751	Motor vehicle and transit drivers	NOC Skill Level C	93	14.2	15
2.	642	Retail salespersons	NOC Skill Level C	86	18.5	18
3.	655	Customer and information services representatives	NOC Skill Level C	75	15.3	15
4.	632	Chefs and cooks	NOC Skill Level B	65	21.3	21
5.	441	Home care providers and educational support occupations	NOC Skill Level C	53	17.0	15
6.	671	Food counter attendants, kitchen helpers and related support occupations	NOC Skill Level D	48	17.5	16
7.	651	Occupations in food and beverage service	NOC Skill Level C	45	17.5	18.5
8.	301	Professional occupations in nursing	NOC Skill Level A	44	7.1	7
9.	673	Cleaners	NOC Skill Level D	35	17.3	18.5
10.	124	Office administrative assistants - general, legal and medical	NOC Skill Level B	33	19.5	16
11.	141	General office workers	NOC Skill Level C	25	16.8	18

1 - 50 / 99 < >

JOB POSTINGS BY 2-DIGIT NATIONAL OCCUPATION CLASSIFICATION

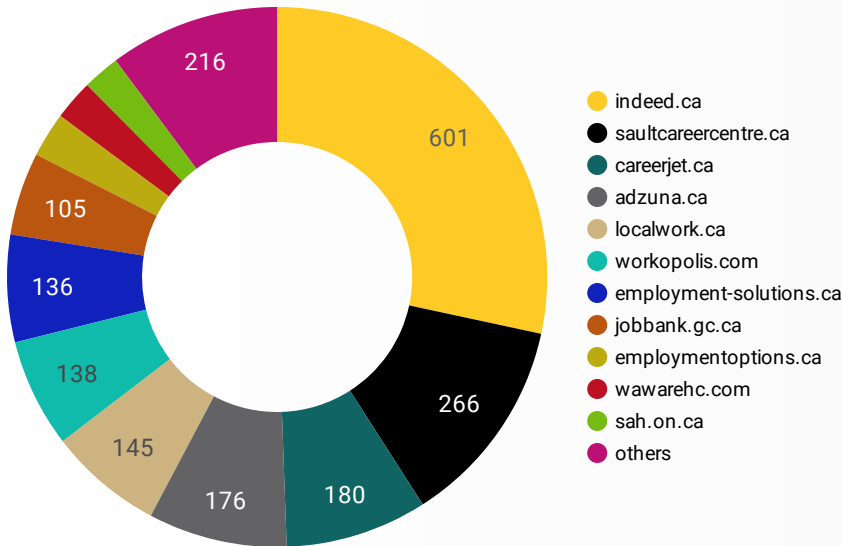
What jobs are hard to fill and/or in-demand?

	2 DIGIT NOC	2 DIGIT NOC NAME	SKILL LEVEL	POSTING COUNT	AVG POSTING LENGTH IN DAYS	MEDIAN POSTING LENGTH IN DAYS
1.	65	Service representatives and other customer and personal services occupations	NOC Skill Level C	151	16.7	15
2.	75	Transport and heavy equipment operation and related maintenance occupations	NOC Skill Level C	119	14.9	15
3.	63	Service supervisors and specialized service occupations	NOC Skill Level B	88	29.6	21
4.	67	Service support and other service occupations, n.e.c.	NOC Skill Level D	87	17.6	16
5.	64	Sales representatives and salespersons - wholesale and retail trade	NOC Skill Level C	86	18.5	18
6.	72	Industrial, electrical and construction trades	NOC Skill Level B	57	24.0	21
7.	44	Care providers and educational, legal and public protection support occupations	NOC Skill Level C	53	17.0	15
8.	14	Office support occupations	NOC Skill Level C	49	15.9	15
9.	12	Administrative and financial supervisors and administrative occupations	NOC Skill Level B	47	27.5	18.5
10.	30	Professional occupations in nursing	NOC Skill Level A	44	7.1	7
11.	62	Retail sales supervisors and specialized sales occupations	NOC Skill Level B	35	19.8	17.5

1 - 40 / 40 < >

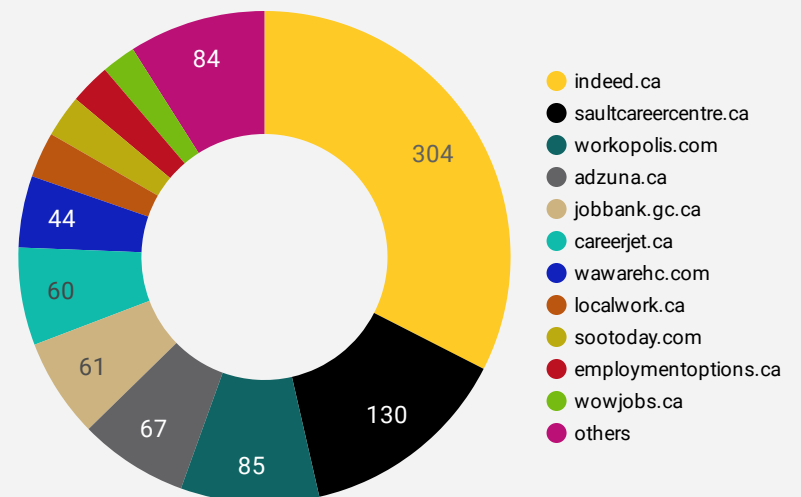
JOB POSTINGS BY JOB BOARD

What share of unique job postings appear on each job board?



COMPANIES BY JOB BOARD

What share of unique job postings appear on each job board?



JOB POSTING DETAILS BY JOB BOARD

How does job posting activity differ by job board?

	JOB BOARD	POSTING COUNT	AVG POSTING LENGTH IN DAYS	MEDIAN POSTING LENGTH IN DAYS	# OF COMPANIES
1.	indeed.ca	601	21.0	21	304
2.	saultcareercentre.ca	266			130
3.	careerjet.ca	180	14.7	9	60
4.	adzuna.ca	176	15.0	15	67
5.	localwork.ca	145	5.9	2	28
6.	workopolis.com	138	15.0	15	85
7.	employment-solutions.ca	136			19
8.	jobbank.gc.ca	105	37.8	16	61
9.	employmentoptions.ca	57	49.6	51.5	25
10.	wawarehc.com	51	30.2	23	44
11.	sah.on.ca	47	7.1	7	1
12.	network.applytoeducation.com	38	7.3	6	3
13.	sootoday.com	38	36.3	50	26
14.	wowjobs.ca	34	16.0	16	21
15.	jobillico.com	29	29.1	26	11
16.	kijiji.ca	22	15.0	15	16
17.	careerarc.com	10	21.3	16.5	6