

# JOB DEMAND REPORT

## JUNE 2021

Job posting data collected by the Algoma Workforce Investment Corporation from job boards and employer websites who recruit candidates in the Algoma District and the Unorganized North Algoma District.

### HIGHLIGHTS

| JOB POSTINGS BY THE NUMBERS |                |           |            | # OF DAYS POSTED |        |
|-----------------------------|----------------|-----------|------------|------------------|--------|
| TOTAL ACTIVE                | NEW THIS MONTH | COMPANIES | JOB BOARDS | AVERAGE          | MEDIAN |
| 2,162                       | 1,370          | 747       | 25         | 16.6             | 15     |

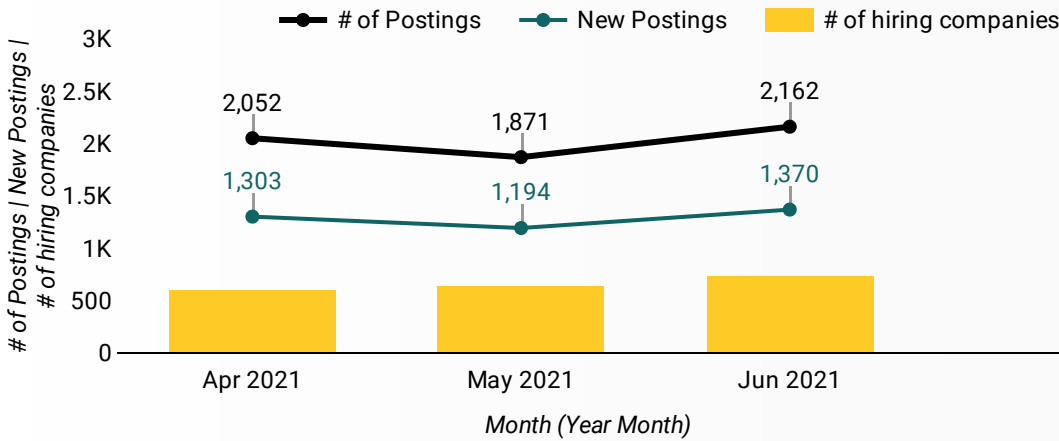
## REPORT BUILDER

The default filter selection below will show all job demand data for the month. You can use the filters to create a customized report for the purpose of understanding a subset of the data.

|                  |               |            |
|------------------|---------------|------------|
| MUNICIPALITY     | TYPE          | DURATION   |
| JOB BOARD        | JOB LANGUAGES | QUICK FIND |
| SKILL LEVEL      |               |            |
| SKILL TYPE NAME  |               |            |
| 2 DIGIT NOC NAME |               |            |
| 3 DIGIT NOC NAME |               |            |
| 4 DIGIT NOC NAME |               |            |
| COMPANY          |               |            |

## JOB POSTINGS BY MONTH

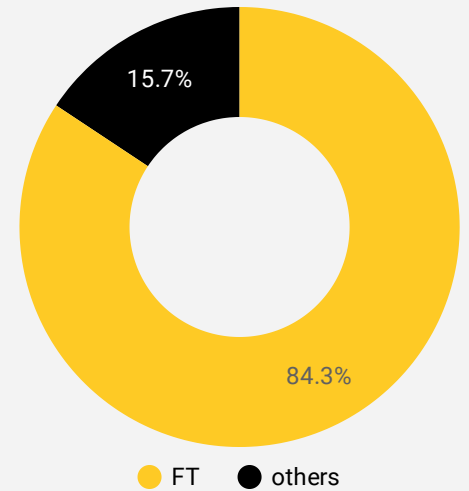
How many job postings were active for at least 1 day this month?



NOTE: This graph cannot be filtered using the controls on the cover page

## JOB TYPE

Full-time vs Part-time



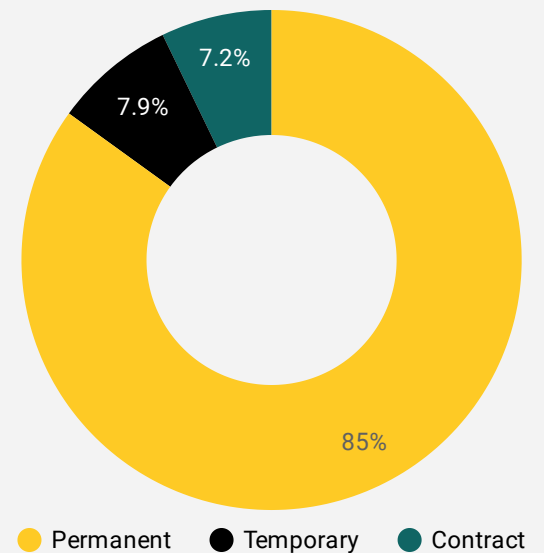
## JOB POSTINGS BY REGION

Where are job opportunities being offered?

|    | MUNICIPALITY              | POSTING COUNT | AVG POSTING LENGTH IN DAYS | MEDIAN POSTING LENGTH IN DAYS |
|----|---------------------------|---------------|----------------------------|-------------------------------|
| 1. | Sault Ste. Marie          | 1,534         | 15.3                       | 15                            |
| 2. | Elliot Lake               | 89            | 21.1                       | 15                            |
| 3. | Wawa                      | 77            | 27.7                       | 21                            |
| 4. | Dubreulville              | 57            | 23.3                       | 21                            |
| 5. | White River               | 42            | 31.0                       | 21                            |
| 6. | Hornepayne                | 38            | 12.9                       | 15                            |
| 7. | Thessalon First Nation    | 32            | 22.4                       | 21                            |
| 8. | Blind River               | 32            | 22.0                       | 16.5                          |
| 9. | Garden River First Nation | 25            | 8.5                        | 8                             |

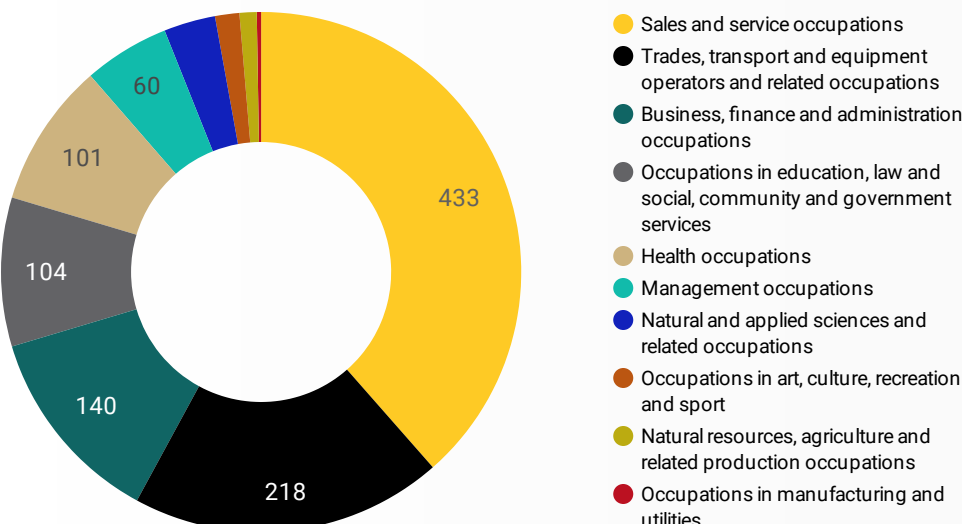
## JOB DURATION

Permanency of jobs posted



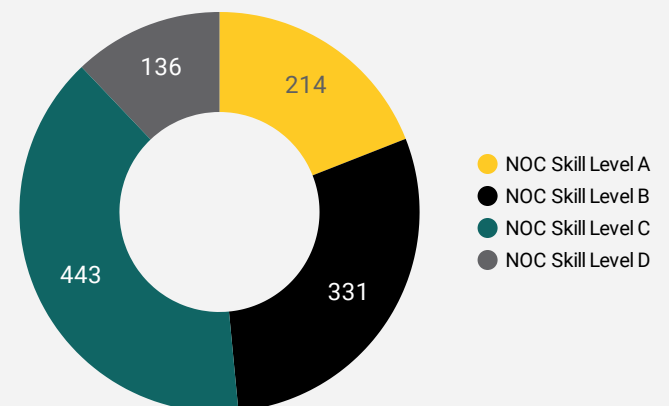
## JOB POSTINGS BY SKILL TYPE

What skill type is being recruited?



## JOB POSTINGS BY SKILL LEVEL

What education do occupations typically require?



Skill Level A = Usually University education | Skill Level B = Usually College education or Apprenticeship training | Skill Level C = Usually Secondary education or occupation-specific training | Skill Level D = Usually on-the-job training

## TOP OCCUPATIONS

What kind of jobs are in-demand?

|     | 4 DIGIT NOC NAME                                                         | POSTING COUNT |
|-----|--------------------------------------------------------------------------|---------------|
| 1.  | Other customer and information services representatives                  | 74            |
| 2.  | Retail salespersons                                                      | 72            |
| 3.  | Registered nurses and registered psychiatric nurses                      | 54            |
| 4.  | Home support workers, housekeepers and related occupations               | 50            |
| 5.  | Cooks                                                                    | 48            |
| 6.  | Food counter attendants, kitchen helpers and related support occupations | 45            |
| 7.  | Transport truck drivers                                                  | 41            |
| 8.  | Light duty cleaners                                                      | 28            |
| 9.  | Delivery and courier service drivers                                     | 26            |
| 10. | Retail and wholesale buyers                                              | 25            |
| 11. | Administrative assistants                                                | 23            |
| 12. | Cashiers                                                                 | 22            |
| 13. | Bus drivers, subway operators and other transit operators                | 18            |
| 14. | General office support workers                                           | 16            |
| 15. | Retail and wholesale trade managers                                      | 16            |
| 16. | Carpenters                                                               | 15            |
| 17. | Plumbers                                                                 | 15            |
| 18. | Food and beverage servers                                                | 14            |
| 19. | Material handlers                                                        | 14            |
| 20. | Hotel front desk clerks                                                  | 13            |
| 21. | Accounting technicians and bookkeepers                                   | 13            |
| 22. | Other instructors                                                        | 11            |
| 23. | Food service supervisors                                                 | 11            |
| 24. | Store shelf stockers, clerks and order fillers                           | 10            |
| 25. | Janitors, caretakers and building superintendents                        | 10            |
| 26. | Welders and related machine operators                                    | 9             |
| 27. | Maîtres d'hôtel and hosts/hostesses                                      | 9             |
| 28. | Receptionists                                                            | 8             |
| 29. | Heavy equipment operators (except crane)                                 | 8             |
| 30. | Social workers                                                           | 8             |

## TOP EMPLOYERS/AGENCIES

Who is hiring?

|     | COMPANY                                                         | POSTING COUNT |
|-----|-----------------------------------------------------------------|---------------|
| 1.  | posted by Employment Solutions on behalf of the hiring employer | 159           |
| 2.  | Sault Area Hospital                                             | 97            |
| 3.  | Blind River Employment Solutions                                | 50            |
| 4.  | Algoma District School Board                                    | 49            |
| 5.  | Employment Options                                              | 29            |
| 6.  | Tenaris                                                         | 21            |
| 7.  | A & F Kistemaker Limited                                        | 19            |
| 8.  | Home Depot of Canada Inc.                                       | 17            |
| 9.  | Instacart Shoppers                                              | 17            |
| 10. | Instacart Canada                                                | 16            |
| 11. | Instacart                                                       | 15            |
| 12. | HGS - Canada                                                    | 14            |
| 13. | Algoma Steel                                                    | 14            |
| 14. | Marriott International, Inc                                     | 14            |
| 15. | Conseil scolaire catholique Nouvelon                            | 13            |
| 16. | CarePartners                                                    | 13            |
| 17. | Delta Hotels                                                    | 13            |
| 18. | SIS Group                                                       | 12            |
| 19. | AlliancIT                                                       | 12            |
| 20. | Pilot Company                                                   | 12            |
| 21. | The Home Depot Canada                                           | 12            |
| 22. | Michipicoten First Nation                                       | 12            |
| 23. | Kijiji                                                          | 12            |
| 24. | Compass Group                                                   | 11            |
| 25. | Alamos Gold Inc.                                                | 11            |
| 26. | Intact Assurance                                                | 10            |
| 27. | Marriott                                                        | 10            |
| 28. | Recipe Unlimited Corporation                                    | 10            |
| 29. | Pino's Get Fresh                                                | 10            |

## OCCUPATIONS BY FREQUENCY & LENGTH OF JOB POSTINGS

What jobs are hard to fill and/or in-demand?

|     | 4 DIGIT NOC | 4 DIGIT NOC NAME                                                         | SKILL LEVEL       | POSTING COUNT | AVG POSTING LENGTH IN DAYS | MEDIAN POSTING LENGTH IN DAYS |
|-----|-------------|--------------------------------------------------------------------------|-------------------|---------------|----------------------------|-------------------------------|
| 1.  | 6552        | Other customer and information services representatives                  | NOC Skill Level C | 74            | 12.0                       | 15                            |
| 2.  | 6421        | Retail salespersons                                                      | NOC Skill Level C | 72            | 17.9                       | 16                            |
| 3.  | 3012        | Registered nurses and registered psychiatric nurses                      | NOC Skill Level A | 54            | 11.1                       | 7                             |
| 4.  | 4412        | Home support workers, housekeepers and related occupations               | NOC Skill Level C | 50            | 16.7                       | 16                            |
| 5.  | 6322        | Cooks                                                                    | NOC Skill Level B | 48            | 27.9                       | 21                            |
| 6.  | 6711        | Food counter attendants, kitchen helpers and related support occupations | NOC Skill Level D | 45            | 17.2                       | 16.5                          |
| 7.  | 7511        | Transport truck drivers                                                  | NOC Skill Level C | 41            | 17.3                       | 16                            |
| 8.  | 6731        | Light duty cleaners                                                      | NOC Skill Level D | 28            | 20.2                       | 21                            |
| 9.  | 7514        | Delivery and courier service drivers                                     | NOC Skill Level C | 26            | 12.0                       | 11                            |
| 10. | 6222        | Retail and wholesale buyers                                              | NOC Skill Level B | 25            | 12.1                       | 11.5                          |
| 11. | 1241        | Administrative assistants                                                | NOC Skill Level B | 23            | 18.3                       | 18.5                          |
| 12. | 6611        | Cashiers                                                                 | NOC Skill Level D | 22            | 13.5                       | 13                            |
| 13. | 7512        | Bus drivers, subway operators and other transit operators                | NOC Skill Level C | 18            | 37.5                       | 37.5                          |
| 14. | 1411        | General office support workers                                           | NOC Skill Level C | 16            | 11.4                       | 12                            |
| 15. | 621         | Retail and wholesale trade managers                                      | NOC Skill Level A | 16            | 21.0                       | 21                            |
| 16. | 7271        | Carpenters                                                               | NOC Skill Level B | 15            | 19.0                       | 18.5                          |
| 17. | 7251        | Plumbers                                                                 | NOC Skill Level B | 15            | 15.6                       | 15                            |
| 18. | 6513        | Food and beverage servers                                                | NOC Skill Level C | 14            | 15.0                       | 21                            |
| 19. | 7452        | Material handlers                                                        | NOC Skill Level C | 14            | 21.0                       | 21                            |
| 20. | 6525        | Hotel front desk clerks                                                  | NOC Skill Level C | 13            | 18.3                       | 19.5                          |
| 21. | 1311        | Accounting technicians and bookkeepers                                   | NOC Skill Level B | 13            | 18.3                       | 18.5                          |
| 22. | 4216        | Other instructors                                                        | NOC Skill Level B | 11            | 6.8                        | 2.5                           |
| 23. | 6311        | Food service supervisors                                                 | NOC Skill Level B | 11            | 65.0                       | 83                            |
| 24. | 6622        | Store shelf stockers, clerks and order fillers                           | NOC Skill Level D | 10            | 16.4                       | 15                            |
| 25. | 6733        | Janitors, caretakers and building superintendents                        | NOC Skill Level D | 10            | 18.8                       | 18                            |
| 26. | 7237        | Welders and related machine operators                                    | NOC Skill Level B | 9             | 17.0                       | 16                            |
| 27. | 6511        | MaÃtres d#039;hÃtel and hosts/hostesses                              | NOC Skill Level C | 9             | 16.3                       | 16.5                          |
| 28. | 1414        | Receptionists                                                            | NOC Skill Level C | 8             | 17.3                       | 21                            |
| 29. | 7521        | Heavy equipment operators (except crane)                                 | NOC Skill Level C | 8             | 19.3                       | 21                            |
| 30. | 4150        | Construction workers                                                     | NOC Skill Level A | 8             | 21.1                       | 21                            |

## JOB POSTINGS BY 3-DIGIT NATIONAL OCCUPATION CLASSIFICATION

What jobs are hard to fill and/or in-demand?

|     | 3 DIGIT NOC | 3 DIGIT NOC NAME                                                         | SKILL LEVEL       | POSTING COUNT | AVG POSTING LENGTH IN DAYS | MEDIAN POSTING LENGTH IN DAYS |
|-----|-------------|--------------------------------------------------------------------------|-------------------|---------------|----------------------------|-------------------------------|
| 1.  | 751         | Motor vehicle and transit drivers                                        | NOC Skill Level C | 85            | 15.4                       | 15                            |
| 2.  | 655         | Customer and information services representatives                        | NOC Skill Level C | 75            | 12.0                       | 15                            |
| 3.  | 642         | Retail salespersons                                                      | NOC Skill Level C | 72            | 17.9                       | 16                            |
| 4.  | 301         | Professional occupations in nursing                                      | NOC Skill Level A | 54            | 11.1                       | 7                             |
| 5.  | 632         | Chefs and cooks                                                          | NOC Skill Level B | 52            | 28.4                       | 21                            |
| 6.  | 441         | Home care providers and educational support occupations                  | NOC Skill Level C | 51            | 16.7                       | 16                            |
| 7.  | 671         | Food counter attendants, kitchen helpers and related support occupations | NOC Skill Level D | 45            | 17.2                       | 16.5                          |
| 8.  | 673         | Cleaners                                                                 | NOC Skill Level D | 42            | 19.8                       | 21                            |
| 9.  | 651         | Occupations in food and beverage service                                 | NOC Skill Level C | 31            | 15.7                       | 21                            |
| 10. | 124         | Office administrative assistants - general, legal and medical            | NOC Skill Level B | 27            | 17.8                       | 16                            |
| 11. | 141         | General office workers                                                   | NOC Skill Level C | 27            | 12.9                       | 13                            |

1 - 50 / 98 < >

## JOB POSTINGS BY 2-DIGIT NATIONAL OCCUPATION CLASSIFICATION

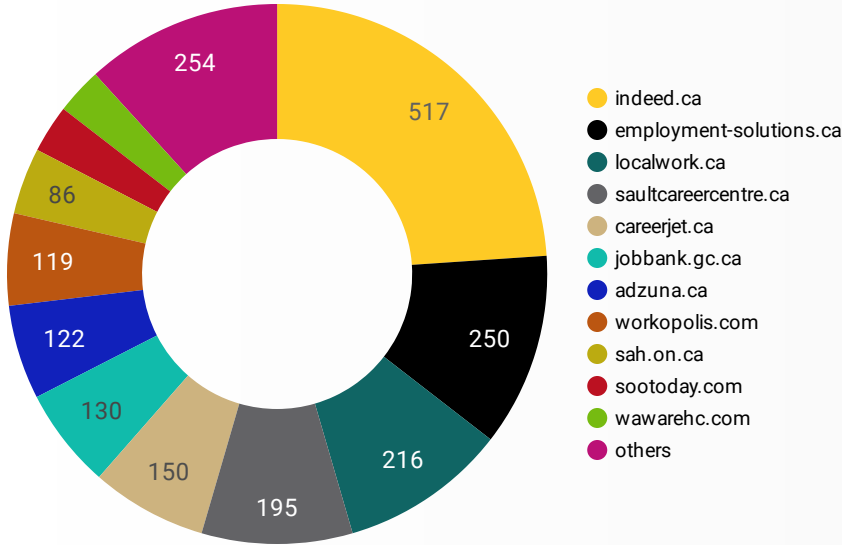
What jobs are hard to fill and/or in-demand?

|     | 2 DIGIT NOC | 2 DIGIT NOC NAME                                                                | SKILL LEVEL       | POSTING COUNT | AVG POSTING LENGTH IN DAYS | MEDIAN POSTING LENGTH IN DAYS |
|-----|-------------|---------------------------------------------------------------------------------|-------------------|---------------|----------------------------|-------------------------------|
| 1.  | 65          | Service representatives and other customer and personal services occupations    | NOC Skill Level C | 128           | 14.2                       | 15                            |
| 2.  | 75          | Transport and heavy equipment operation and related maintenance occupations     | NOC Skill Level C | 100           | 16.2                       | 15.5                          |
| 3.  | 67          | Service support and other service occupations, n.e.c.                           | NOC Skill Level D | 91            | 18.7                       | 20.5                          |
| 4.  | 72          | Industrial, electrical and construction trades                                  | NOC Skill Level B | 72            | 18.1                       | 16                            |
| 5.  | 64          | Sales representatives and salespersons - wholesale and retail trade             | NOC Skill Level C | 72            | 17.9                       | 16                            |
| 6.  | 63          | Service supervisors and specialized service occupations                         | NOC Skill Level B | 70            | 29.9                       | 18                            |
| 7.  | 30          | Professional occupations in nursing                                             | NOC Skill Level A | 54            | 11.1                       | 7                             |
| 8.  | 44          | Care providers and educational, legal and public protection support occupations | NOC Skill Level C | 52            | 16.7                       | 16                            |
| 9.  | 14          | Office support occupations                                                      | NOC Skill Level C | 46            | 12.4                       | 15                            |
| 10. | 12          | Administrative and financial supervisors and administrative occupations         | NOC Skill Level B | 45            | 20.9                       | 16                            |
| 11. | 66          | Sales support occupations                                                       | NOC Skill Level D | 37            | 15.9                       | 15                            |

1 - 41 / 41 < >

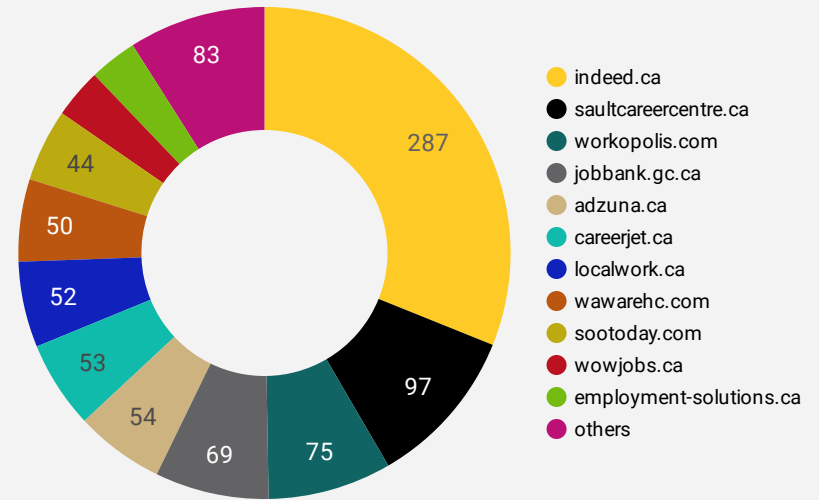
## JOB POSTINGS BY JOB BOARD

What share of unique job postings appear on each job board?



## COMPANIES BY JOB BOARD

What share of unique job postings appear on each job board?



## JOB POSTING DETAILS BY JOB BOARD

How does job posting activity differ by job board?

|     | JOB BOARD                    | POSTING COUNT | AVG POSTING LENGTH IN DAYS | MEDIAN POSTING LENGTH IN DAYS | # OF COMPANIES |
|-----|------------------------------|---------------|----------------------------|-------------------------------|----------------|
| 1.  | indeed.ca                    | 517           | 21.0                       | 21                            | 287            |
| 2.  | employment-solutions.ca      | 250           | 17.8                       | 15                            | 29             |
| 3.  | localwork.ca                 | 216           | 7.1                        | 6                             | 52             |
| 4.  | saultcareercentre.ca         | 195           | 38.0                       | 38                            | 97             |
| 5.  | careerjet.ca                 | 150           | 13.9                       | 9                             | 53             |
| 6.  | jobbank.gc.ca                | 130           | 27.0                       | 17                            | 69             |
| 7.  | adzuna.ca                    | 122           | 15.0                       | 15                            | 54             |
| 8.  | workopolis.com               | 119           | 15.0                       | 15                            | 75             |
| 9.  | sah.on.ca                    | 86            | 8.1                        | 7                             | 1              |
| 10. | sootoday.com                 | 62            | 19.5                       | 10                            | 44             |
| 11. | wawarehc.com                 | 60            | 33.2                       | 24                            | 50             |
| 12. | network.applytoeducation.com | 49            | 6.1                        | 6                             | 3              |
| 13. | wowjobs.ca                   | 47            | 16.0                       | 16                            | 30             |
| 14. | employmentoptions.ca         | 40            | 39.6                       | 21                            | 12             |
| 15. | jobillico.com                | 32            | 12.1                       | 8                             | 11             |
| 16. | kijiji.ca                    | 28            | 15.0                       | 15                            | 17             |
| 17. | aboriginaljobboard.ca        | 13            | 77.8                       | 91                            | 12             |