

JOB DEMAND REPORT

MAY 2021

Job posting data collected by the Algoma Workforce Investment Corporation from job boards and employer websites who recruit candidates in the Algoma District and the Unorganized North Algoma District.

HIGHLIGHTS

JOB POSTINGS BY THE NUMBERS

TOTAL ACTIVE
1,871

NEW THIS MONTH
1,194

COMPANIES
643

JOB BOARDS
25

OF DAYS POSTED

AVERAGE
18.3

MEDIAN
16

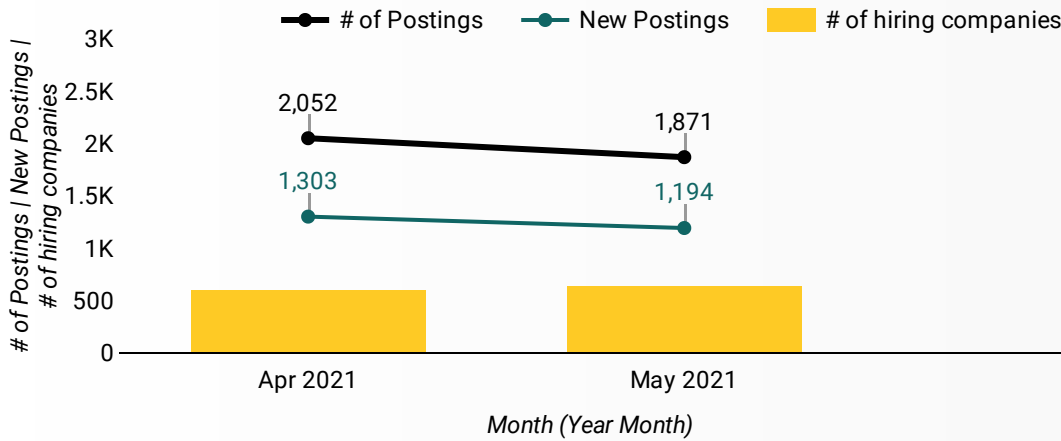
REPORT BUILDER

The default filter selection below will show all job demand data for the month. You can use the filters to create a customized report for the purpose of understanding a subset of the data.

MUNICIPALITY	TYPE	DURATION
JOB BOARD	JOB LANGUAGES	JOB_TAGS
SKILL LEVEL		
SKILL TYPE NAME		
2 DIGIT NOC NAME		
3 DIGIT NOC NAME		
4 DIGIT NOC NAME		
COMPANY		

JOB POSTINGS BY MONTH

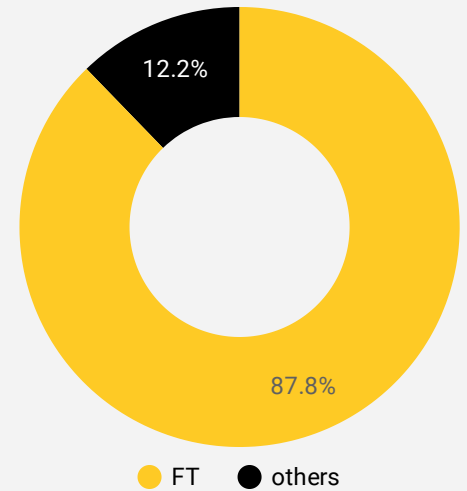
How many job postings were active for at least 1 day this month?



NOTE: This graph cannot be filtered using the controls on the cover page

JOB TYPE

Full-time vs Part-time



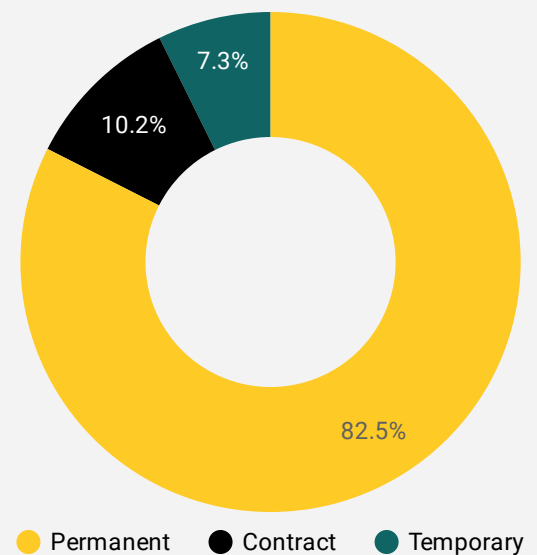
JOB POSTINGS BY REGION

Where are job opportunities being offered?

	MUNICIPALITY	POSTING COUNT	AVG POSTING LENGTH IN DAYS	MEDIAN POSTING LENGTH IN DAYS
1.	Sault Ste. Marie	1,240	17.8	16
2.	Wawa	85	24.9	21
3.	Elliot Lake	66	19.9	15
4.	Dubreulville	55	22.8	21
5.	White River	50	24.1	21
6.	Blind River	37	22.8	20
7.	Thessalon First Nation	30	23.5	21
8.	Hornepayne	25	25.5	21
9.	Macdonald, Meredith and Aberdeen Additional	17	19.8	21

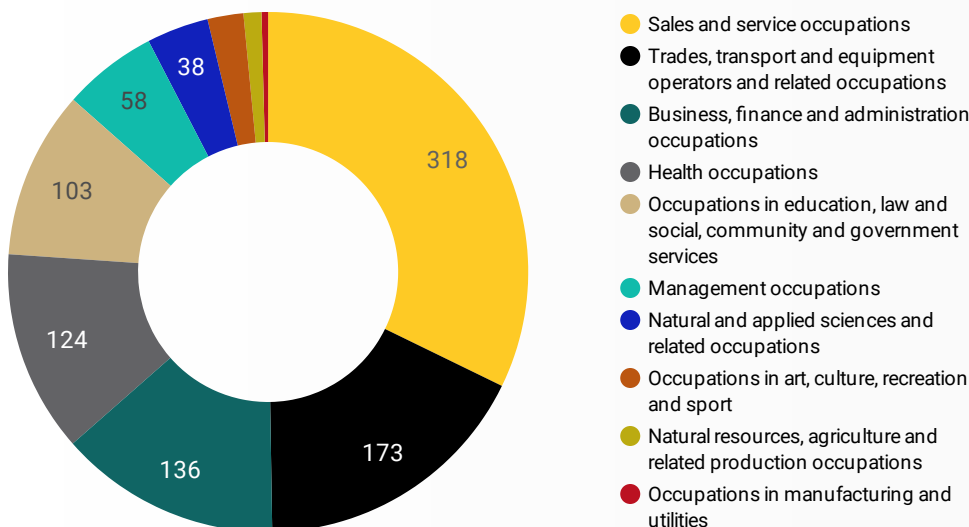
JOB DURATION

Permanency of jobs posted



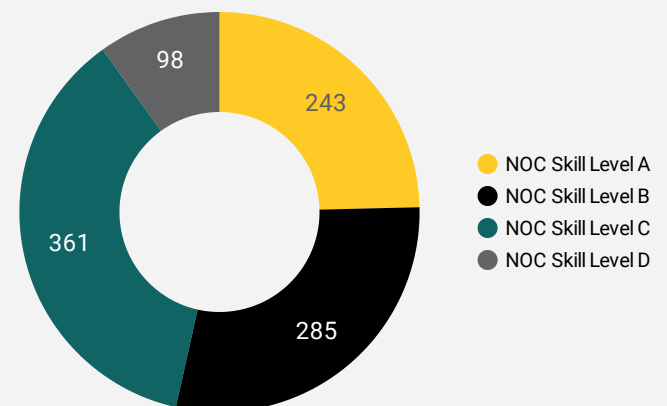
JOB POSTINGS BY SKILL TYPE

What skill type is being recruited?



JOB POSTINGS BY SKILL LEVEL

What education do occupations typically require?



Skill Level A = Usually University education | Skill Level B = Usually College education or Apprenticeship training | Skill Level C = Usually Secondary education or occupation-specific training | Skill Level D = Usually on-the-job training

TOP OCCUPATIONS

What kind of jobs are in-demand?

	4 DIGIT NOC NAME	POSTING COUNT
1.	Other customer and information services representatives	74
2.	Registered nurses and registered psychiatric nurses	68
3.	Home support workers, housekeepers and related occupations	43
4.	Retail salespersons	43
5.	Cooks	36
6.	Light duty cleaners	26
7.	Transport truck drivers	23
8.	Delivery and courier service drivers	20
9.	Other financial officers	17
10.	Food counter attendants, kitchen helpers and related support occupations	17
11.	General office support workers	16
12.	Retail and wholesale buyers	15
13.	Retail and wholesale trade managers	14
14.	Administrative assistants	14
15.	Janitors, caretakers and building superintendents	14
16.	Material handlers	13
17.	Social and community service workers	12
18.	Automotive service technicians, truck and bus mechanics and mechanical repairers	12
19.	Heavy equipment operators (except crane)	12
20.	Carpenters	11
21.	Shippers and receivers	11
22.	Cashiers	11
23.	Hotel front desk clerks	10
24.	Security guards and related security service occupations	9
25.	Financial auditors and accountants	9
26.	Other instructors	9
27.	Food service supervisors	9
28.	Plumbers	8
29.	Receptionists	8
30.	Conference and event planners	7

1 - 50 / 175



TOP EMPLOYERS/AGENCIES

Who is hiring?

	COMPANY	POSTING COUNT
1.	posted by Employment Solutions on behalf of the hiring employer	203
2.	Sault Area Hospital	121
3.	Blind River Employment Solutions	54
4.	EF English First	25
5.	Employment Options	24
6.	Home Depot of Canada Inc.	19
7.	Compass Group	17
8.	Kijiji	17
9.	HGS - Canada	16
10.	Conseil scolaire catholique Nouvelon	15
11.	Walmart Canada	15
12.	Tenaris	15
13.	N1 Solutions Inc.	14
14.	AlliancelT	14
15.	Ontario Aboriginal Housing Services	14
16.	Michipicoten First Nation	14
17.	Sault College	14
18.	American Iron & Metal	13
19.	Algoma University	12
20.	A & F Kistemaker Limited	12
21.	Delta Hotels & Resorts	12
22.	Compass Group Canada	11
23.	HGS Canada Inc.	11
24.	Ministry of Natural Resources and Forestry	10
25.	Canadian Bushplane Heritage Centre	10
26.	Preply	10
27.	Home Depot	10
28.	Scotiabank	10

1 - 50 / 644



OCCUPATIONS BY FREQUENCY & LENGTH OF JOB POSTINGS

What jobs are hard to fill and/or in-demand?

	4 DIGIT NOC	4 DIGIT NOC NAME	SKILL LEVEL	POSTING COUNT ▾	AVG POSTING LENGTH IN DAYS	MEDIAN POSTING LENGTH IN DAYS
1.	6552	Other customer and information services representatives	NOC Skill Level C	74	13.2	15
2.	3012	Registered nurses and registered psychiatric nurses	NOC Skill Level A	68	11.2	7
3.	4412	Home support workers, housekeepers and related occupations	NOC Skill Level C	43	20.3	16.5
4.	6421	Retail salespersons	NOC Skill Level C	43	23.0	19
5.	6322	Cooks	NOC Skill Level B	36	21.8	20
6.	6731	Light duty cleaners	NOC Skill Level D	26	18.8	15.5
7.	7511	Transport truck drivers	NOC Skill Level C	23	25.2	16
8.	7514	Delivery and courier service drivers	NOC Skill Level C	20	16.4	15
9.	1114	Other financial officers	NOC Skill Level A	17	18.5	16
10.	6711	Food counter attendants, kitchen helpers and related support occupations	NOC Skill Level D	17	16.2	15
11.	1411	General office support workers	NOC Skill Level C	16	13.6	8
12.	6222	Retail and wholesale buyers	NOC Skill Level B	15	13.2	15
13.	621	Retail and wholesale trade managers	NOC Skill Level A	14	18.1	21
14.	1241	Administrative assistants	NOC Skill Level B	14	16.8	18
15.	6733	Janitors, caretakers and building superintendents	NOC Skill Level D	14	22.6	23
16.	7452	Material handlers	NOC Skill Level C	13	19.3	19
17.	4212	Social and community service workers	NOC Skill Level B	12	22.6	18
18.	7321	Automotive service technicians, truck and bus mechanics and mechanical repairers	NOC Skill Level B	12	21.7	21
19.	7521	Heavy equipment operators (except crane)	NOC Skill Level C	12	20.7	21
20.	7271	Carpenters	NOC Skill Level B	11	16.9	15
21.	1521	Shippers and receivers	NOC Skill Level C	11	10.6	9
22.	6611	Cashiers	NOC Skill Level D	11	20.1	21
23.	6525	Hotel front desk clerks	NOC Skill Level C	10	15.0	15
24.	6541	Security guards and related security service occupations	NOC Skill Level C	9	24.5	21
25.	1111	Financial auditors and accountants	NOC Skill Level A	9	16.0	15
26.	4216	Other instructors	NOC Skill Level B	9	2.8	1
27.	6311	Food service supervisors	NOC Skill Level B	9		
28.	7251	Plumbers	NOC Skill Level B	8	10.0	12
29.	1414	Receptionists	NOC Skill Level C	8	17.5	16.5

JOB POSTINGS BY 3-DIGIT NATIONAL OCCUPATION CLASSIFICATION

What jobs are hard to fill and/or in-demand?

	3 DIGIT NOC	3 DIGIT NOC NAME	SKILL LEVEL	POSTING COUNT ▾	AVG POSTING LENGTH IN DAYS	MEDIAN POSTING LENGTH IN DAYS
1.	655	Customer and information services representatives	NOC Skill Level C	75	13.3	15
2.	301	Professional occupations in nursing	NOC Skill Level A	68	11.2	7
3.	751	Motor vehicle and transit drivers	NOC Skill Level C	47	20.7	16
4.	441	Home care providers and educational support occupations	NOC Skill Level C	46	20.5	16.5
5.	642	Retail salespersons	NOC Skill Level C	43	23.0	19
6.	673	Cleaners	NOC Skill Level D	41	20.0	19.5
7.	632	Chefs and cooks	NOC Skill Level B	38	22.5	20
8.	111	Auditors, accountants and investment professionals	NOC Skill Level A	28	17.9	16
9.	421	Paraprofessional occupations in legal, social, community and education services	NOC Skill Level B	26	15.8	14
10.	141	General office workers	NOC Skill Level C	26	14.9	15
11.	651	Occupations in food and beverage service	NOC Skill Level C	18	16.9	15

1 - 50 / 92



JOB POSTINGS BY 2-DIGIT NATIONAL OCCUPATION CLASSIFICATION

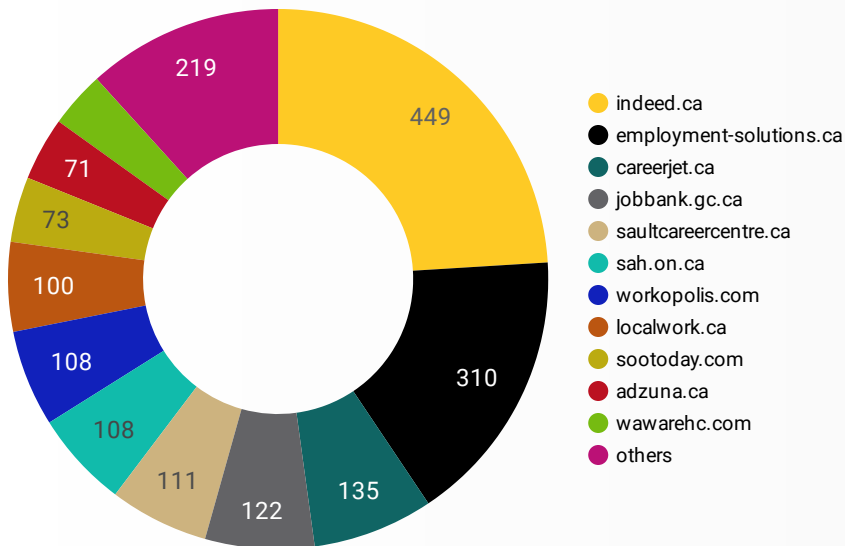
What jobs are hard to fill and/or in-demand?

	2 DIGIT NOC	2 DIGIT NOC NAME	SKILL LEVEL	POSTING COUNT ▾	AVG POSTING LENGTH IN DAYS	MEDIAN POSTING LENGTH IN DAYS
1.	65	Service representatives and other customer and personal services occupations	NOC Skill Level C	114	14.8	15
2.	30	Professional occupations in nursing	NOC Skill Level A	68	11.2	7
3.	75	Transport and heavy equipment operation and related maintenance occupations	NOC Skill Level C	66	20.1	20.5
4.	67	Service support and other service occupations, n.e.c.	NOC Skill Level D	58	18.7	18
5.	63	Service supervisors and specialized service occupations	NOC Skill Level B	53	21.8	20
6.	72	Industrial, electrical and construction trades	NOC Skill Level B	51	16.7	15
7.	44	Care providers and educational, legal and public protection support occupations	NOC Skill Level C	46	20.5	16.5
8.	64	Sales representatives and salespersons - wholesale and retail trade	NOC Skill Level C	43	23.0	19
9.	12	Administrative and financial supervisors and administrative occupations	NOC Skill Level B	40	18.3	18.5
10.	14	Office support occupations	NOC Skill Level C	36	14.7	15
11.	11	Professional occupations in business and finance	NOC Skill Level A	33	17.7	16

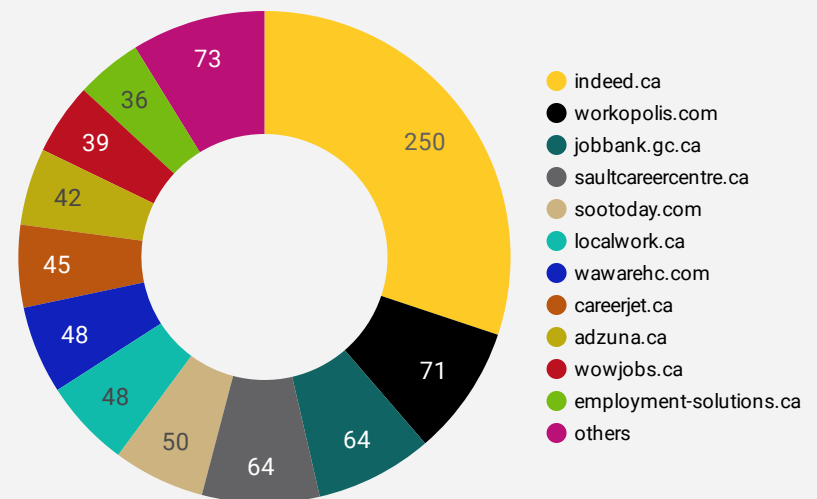
1 - 39 / 39



JOB POSTINGS BY JOB BOARD

What share of unique job postings appear on each job board?


COMPANIES BY JOB BOARD

What share of unique job postings appear on each job board?


JOB POSTING DETAILS BY JOB BOARD

How does job posting activity differ by job board?

	JOB BOARD	POSTING COUNT ▾	AVG POSTING LENGTH IN DAYS	MEDIAN POSTING LENGTH IN DAYS	# OF COMPANIES
1.	indeed.ca	449	21.0	21	250
2.	employment-solutions.ca	310	17.9	15	36
3.	careerjet.ca	135	21.2	19	45
4.	jobbank.gc.ca	122	25.4	24	64
5.	saultcareercentre.ca	111	15.9	11	64
6.	sah.on.ca	108	6.5	5	1
7.	workopolis.com	108	15.0	15	71
8.	localwork.ca	100	10.0	9	48
9.	sootoday.com	73	23.0	10	50
10.	adzuna.ca	71	15.0	15	42
11.	wawarehc.com	63	30.0	23	48
12.	wowjobs.ca	52	16.0	16	39
13.	jobillico.com	44	18.9	10.5	11
14.	employmentoptions.ca	36	24.1	14.5	10
15.	kijiji.ca	31	15.0	15	15
16.	aboriginaljobboard.ca	12	56.5	56.5	10
17.	simplyhired.ca	9	16.0	16	8