

JOB DEMAND REPORT

APRIL 2021

Job posting data collected by the Algoma Workforce Investment Corporation from job boards and employer websites who recruit candidates in the Algoma District and the Unorganized North Algoma District.

HIGHLIGHTS

JOB POSTINGS BY THE NUMBERS

TOTAL ACTIVE
2,052

NEW THIS MONTH
1,303

COMPANIES
605

JOB BOARDS
22

OF DAYS POSTED

AVERAGE
14.9

MEDIAN
15

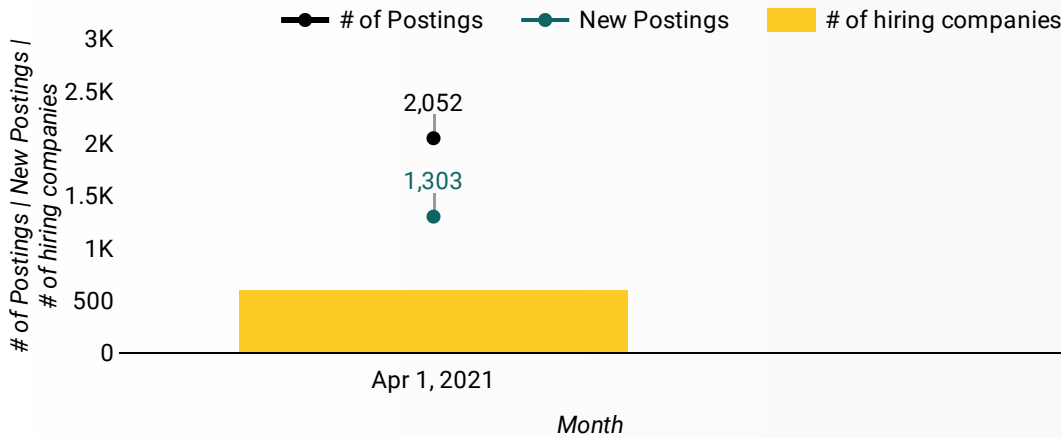
REPORT BUILDER

The default filter selection below will show all job demand data for the month. You can use the filters to create a customized report for the purpose of understanding a subset of the data.

MUNICIPALITY	TYPE	DURATION
JOB BOARD	JOB LANGUAGES	JOB_TAGS
SKILL LEVEL		
SKILL TYPE NAME		
2 DIGIT NOC NAME		
3 DIGIT NOC NAME		
4 DIGIT NOC NAME		
COMPANY		

JOB POSTINGS BY MONTH

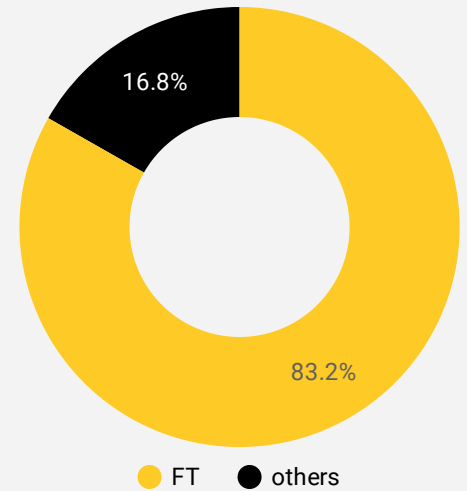
How many job postings were active for at least 1 day this month?



NOTE: This graph cannot be filtered using the controls on the cover page

JOB TYPE

Full-time vs Part-time



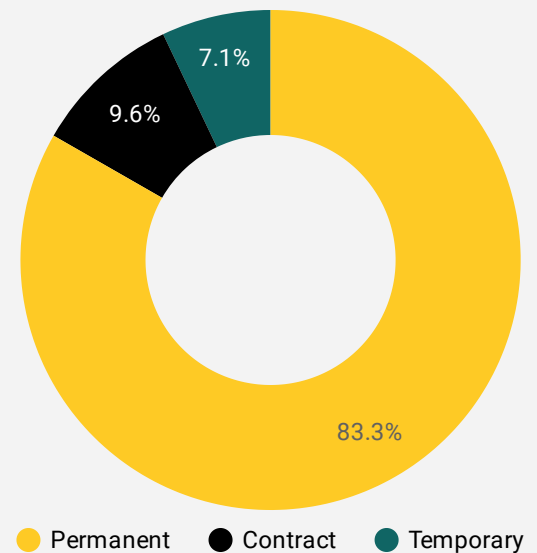
JOB POSTINGS BY REGION

Where are job opportunities being offered?

	MUNICIPALITY	POSTING COUNT	AVG POSTING LENGTH IN DAYS	MEDIAN POSTING LENGTH IN DAYS
1.	Sault Ste. Marie	1,341	16.4	16
2.	Wawa	109	19.3	21
3.	Blind River	69	8.4	3
4.	Elliot Lake	65	9.6	5
5.	Dubreulville	58	20.4	21
6.	Bruce Mines	50	4.3	2
7.	Hornepayne	40	5.4	2
8.	White River	32	17.0	17
9.	Thessalon First Nation	22	11.5	11

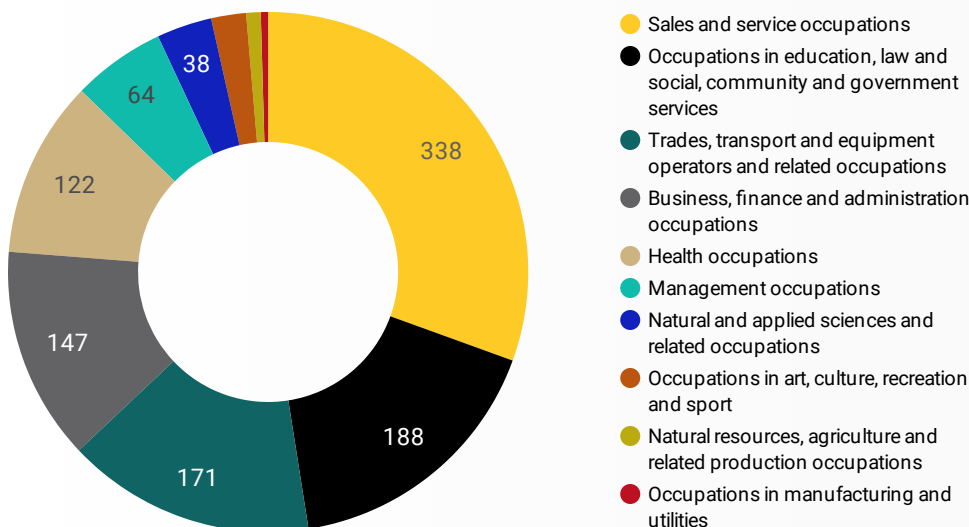
JOB DURATION

Permanency of jobs posted



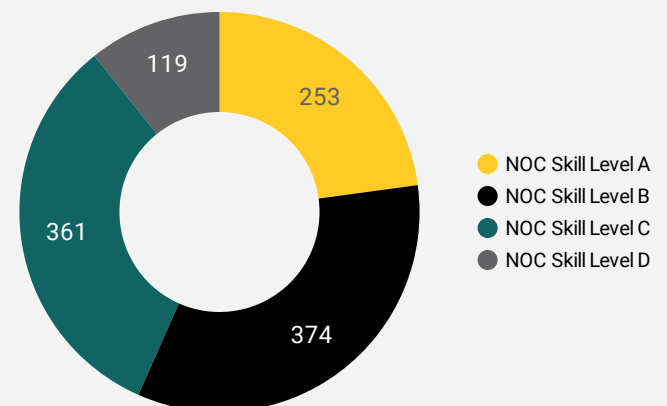
JOB POSTINGS BY SKILL TYPE

What skill type is being recruited?



JOB POSTINGS BY SKILL LEVEL

What education do occupations typically require?



Skill Level A = Usually University education | Skill Level B = Usually College education or Apprenticeship training | Skill Level C = Usually Secondary education or occupation-specific training | Skill Level D = Usually on-the-job training

TOP OCCUPATIONS

What kind of jobs are in-demand?

	4 DIGIT NOC NAME	POSTING COUNT
1.	Other instructors	83
2.	Registered nurses and registered psychiatric nurses	75
3.	Other customer and information services representatives	50
4.	Cooks	44
5.	Retail salespersons	43
6.	Home support workers, housekeepers and related occupations	42
7.	Cashiers	35
8.	Janitors, caretakers and building superintendents	28
9.	Transport truck drivers	26
10.	Retail and wholesale trade managers	21
11.	General office support workers	21
12.	Lawyers and Quebec notaries	18
13.	Administrative assistants	18
14.	Delivery and courier service drivers	18
15.	Light duty cleaners	16
16.	Security guards and related security service occupations	16
17.	Heavy equipment operators (except crane)	16
18.	Automotive service technicians, truck and bus mechanics and mechanical repairers	15
19.	Food counter attendants, kitchen helpers and related support occupations	15
20.	Material handlers	13
21.	Construction millwrights and industrial mechanics	11
22.	Welders and related machine operators	11
23.	Food and beverage servers	11
24.	Other financial officers	11
25.	Food service supervisors	10
26.	Social and community service workers	10
27.	Retail and wholesale buyers	10
28.	Administrative officers	10
29.	Shippers and receivers	9
30.	Accountants and related clerks	9

1 - 50 / 182



TOP EMPLOYERS/AGENCIES

Who is hiring?

	COMPANY	POSTING COUNT
1.	posted by Employment Solutions on behalf of the hiring employer	208
2.	Superprof	165
3.	Sault Area Hospital	114
4.	Blind River Employment Solutions	44
5.	Pilot Flying J	42
6.	Brulis	34
7.	Tenaris	29
8.	CareerJet	28
9.	EF English First	26
10.	Kijiji	22
11.	Home Depot of Canada Inc.	18
12.	Employment Options	14
13.	Walmart Canada	14
14.	Compass Group	14
15.	Ministry of Natural Resources and Forestry	14
16.	Algoma District School Board	14
17.	Maverick FX	13
18.	Compass Group Canada	13
19.	Ontario Aboriginal Housing Services	13
20.	Sault College	12
21.	American Iron & Metal	11
22.	District of Sault Ste. Marie Social Services Administration Board	11
23.	Recipe Unlimited Corporation	10
24.	Marriott International	10
25.	N1 Solutions Inc.	10
26.	Alamos Gold Inc.	10
27.	Home Depot	10
28.	Pioneer Construction	9

1 - 50 / 606



OCCUPATIONS BY FREQUENCY & LENGTH OF JOB POSTINGS

What jobs are hard to fill and/or in-demand?

	4 DIGIT NOC	4 DIGIT NOC NAME	SKILL LEVEL	POSTING COUNT ▾	AVG POSTING LENGTH IN DAYS	MEDIAN POSTING LENGTH IN DAYS
1.	4216	Other instructors	NOC Skill Level B	83	2.7	2
2.	3012	Registered nurses and registered psychiatric nurses	NOC Skill Level A	75	8.6	7
3.	6552	Other customer and information services representatives	NOC Skill Level C	50	14.1	15
4.	6322	Cooks	NOC Skill Level B	44	17.7	20
5.	6421	Retail salespersons	NOC Skill Level C	43	18.0	18
6.	4412	Home support workers, housekeepers and related occupations	NOC Skill Level C	42	18.6	21
7.	6611	Cashiers	NOC Skill Level D	35	9.1	8
8.	6733	Janitors, caretakers and building superintendents	NOC Skill Level D	28	11.9	9.5
9.	7511	Transport truck drivers	NOC Skill Level C	26	17.9	21
10.	621	Retail and wholesale trade managers	NOC Skill Level A	21	12.9	15
11.	1411	General office support workers	NOC Skill Level C	21	15.6	16
12.	4112	Lawyers and Quebec notaries	NOC Skill Level A	18	15.4	15
13.	1241	Administrative assistants	NOC Skill Level B	18	15.3	15
14.	7514	Delivery and courier service drivers	NOC Skill Level C	18	16.1	16
15.	6731	Light duty cleaners	NOC Skill Level D	16	15.7	16
16.	6541	Security guards and related security service occupations	NOC Skill Level C	16	19.4	21
17.	7521	Heavy equipment operators (except crane)	NOC Skill Level C	16	20.3	21
18.	7321	Automotive service technicians, truck and bus mechanics and mechanical repairers	NOC Skill Level B	15	20.8	21
19.	6711	Food counter attendants, kitchen helpers and related support occupations	NOC Skill Level D	15	14.9	18
20.	7452	Material handlers	NOC Skill Level C	13	20.8	21
21.	7311	Construction millwrights and industrial mechanics	NOC Skill Level B	11	21.9	16
22.	7237	Welders and related machine operators	NOC Skill Level B	11	18.8	16
23.	6513	Food and beverage servers	NOC Skill Level C	11	18.5	21
24.	1114	Other financial officers	NOC Skill Level A	11	16.9	15
25.	6311	Food service supervisors	NOC Skill Level B	10	17.5	16.5
26.	4212	Social and community service workers	NOC Skill Level B	10	16.9	15
27.	6222	Retail and wholesale buyers	NOC Skill Level B	10	16.9	18
28.	1221	Administrative officers	NOC Skill Level B	10	18.7	21
29.	1521	Shippers and receivers	NOC Skill Level C	9	12.6	13

JOB POSTINGS BY 3-DIGIT NATIONAL OCCUPATION CLASSIFICATION

What jobs are hard to fill and/or in-demand?

	3 DIGIT NOC	3 DIGIT NOC NAME	SKILL LEVEL	POSTING COUNT ▾	AVG POSTING LENGTH IN DAYS	MEDIAN POSTING LENGTH IN DAYS
1.	421	Paraprofessional occupations in legal, social, community and education services	NOC Skill Level B	100	5.0	2
2.	301	Professional occupations in nursing	NOC Skill Level A	75	8.6	7
3.	655	Customer and information services representatives	NOC Skill Level C	52	14.1	15
4.	751	Motor vehicle and transit drivers	NOC Skill Level C	49	17.4	16
5.	632	Chefs and cooks	NOC Skill Level B	48	17.9	20
6.	673	Cleaners	NOC Skill Level D	47	13.6	15
7.	441	Home care providers and educational support occupations	NOC Skill Level C	45	18.5	21
8.	642	Retail salespersons	NOC Skill Level C	43	18.0	18
9.	661	Cashiers	NOC Skill Level D	35	9.1	8
10.	141	General office workers	NOC Skill Level C	29	15.7	16
11.	651	Occupations in food and beverage service	NOC Skill Level C	25	19.4	21

1 - 50 / 92



JOB POSTINGS BY 2-DIGIT NATIONAL OCCUPATION CLASSIFICATION

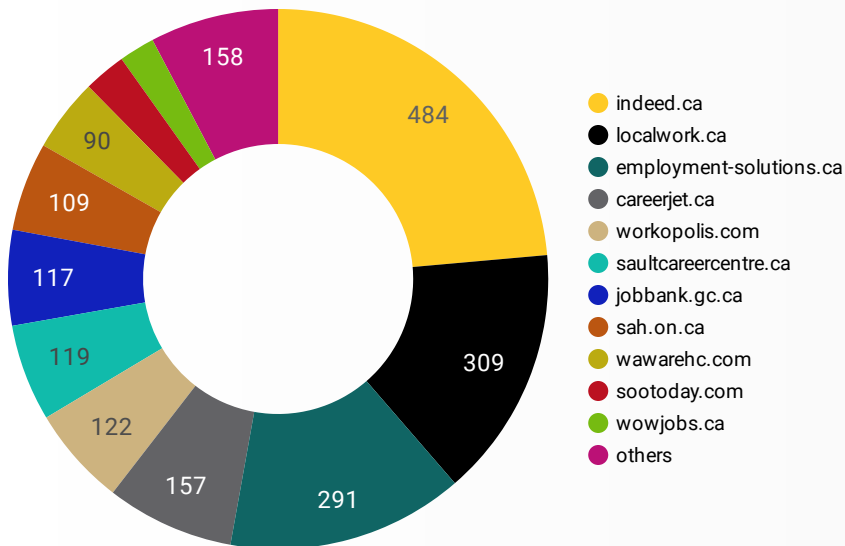
What jobs are hard to fill and/or in-demand?

	2 DIGIT NOC	2 DIGIT NOC NAME	SKILL LEVEL	POSTING COUNT ▾	AVG POSTING LENGTH IN DAYS	MEDIAN POSTING LENGTH IN DAYS
1.	65	Service representatives and other customer and personal services occupations	NOC Skill Level C	101	16.4	15
2.	42	Paraprofessional occupations in legal, social, community and education services	NOC Skill Level B	100	5.0	2
3.	30	Professional occupations in nursing	NOC Skill Level A	75	8.6	7
4.	75	Transport and heavy equipment operation and related maintenance occupations	NOC Skill Level C	71	17.9	21
5.	63	Service supervisors and specialized service occupations	NOC Skill Level B	63	17.6	19
6.	67	Service support and other service occupations, n.e.c.	NOC Skill Level D	63	14.1	15
7.	12	Administrative and financial supervisors and administrative occupations	NOC Skill Level B	52	17.4	21
8.	14	Office support occupations	NOC Skill Level C	51	16.0	16
9.	66	Sales support occupations	NOC Skill Level D	46	9.8	8
10.	44	Care providers and educational, legal and public protection support occupations	NOC Skill Level C	45	18.5	21

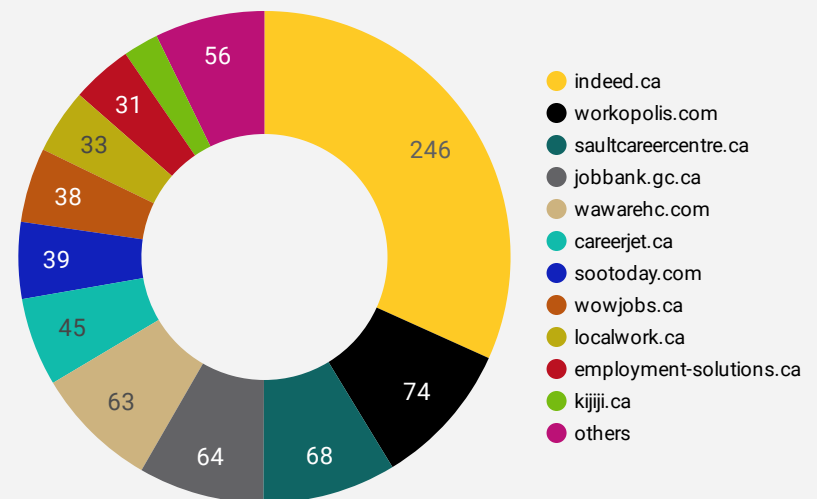
1 - 39 / 39



JOB POSTINGS BY JOB BOARD

What share of unique job postings appear on each job board?


COMPANIES BY JOB BOARD

What share of unique job postings appear on each job board?


JOB POSTING DETAILS BY JOB BOARD

How does job posting activity differ by job board?

	JOB BOARD	POSTING COUNT ▾	AVG POSTING LENGTH IN DAYS	MEDIAN POSTING LENGTH IN DAYS	# OF COMPANIES
1.	indeed.ca	484	21.0	21	246
2.	localwork.ca	309	3.8	2	33
3.	employment-solutions.ca	291	18.5	17	31
4.	careerjet.ca	157	16.0	15.5	45
5.	workopolis.com	122	15.0	15	74
6.	saultcareercentre.ca	119	16.3	15	68
7.	jobbank.gc.ca	117	18.9	16	64
8.	sah.on.ca	109	5.4	5	1
9.	wawarehc.com	90	20.7	18	63
10.	sootoday.com	52	10.2	10	39
11.	wowjobs.ca	44	16.0	16	38
12.	kijiji.ca	39	15.0	15	18
13.	jobillico.com	38	17.3	15	13
14.	employmentoptions.ca	24	13.5	11	8
15.	simplyhired.ca	14	16.0	16	12
16.	network.applytoeducation.com	14	14.1	11	2
17.	careerarc.com	9	12.9	11.5	5